

**Mini modular terminals**

**Feed-through terminal  
Disconnect-test terminal  
TS 15 / PA**

In hazardous area applications, the installation instructions and the rated data specifications for accessories given in the technical appendix must be followed.

Width/Length/height with TS35x7.5	mm
max. current / max. cond. cross-section	A/mm <sup>2</sup>
Max. clamping range	mm <sup>2</sup>


**Technical data**

Rated data	
Rated voltage	V
Rated current	A
Rated cross-section	mm <sup>2</sup>
Rated impulse voltage / Pollution severity	kV/-
Gauge to IEC 60947-1 / UL94 Flammability class	
Approvals	
Clamped conductors (H05V/H07V)	
solid / stranded	mm <sup>2</sup>
flexible / Stranded wire with end ferrules	mm <sup>2</sup>
Tightening torque range (clamping screw)	
Stripping length / Blade size	mm/-
2 conductors with same cross-section (H05V/H07V)	
solid / stranded	mm <sup>2</sup>
flexible / Stranded wire with end ferrules	mm <sup>2</sup>
Note	

**Ordering data**

Version	
	Dark beige Wemid (PA)
	Blue Wemid (PA)
	beige (PA)
	Blue (PA)
Note	

**Accessories**


Screwable cross-connection	
	2-pole
	3-pole
	4-pole
	10-pole
End plate / Partition plate	
	beige
	Dark beige Wemid
	Blue Wemid
	Dark beige Wemid
	Blue Wemid
Small partition	
	Small partition
End bracket	
	Dark beige Wemid
Testing / Checking	
	Test plug
	Socket

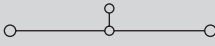
<b>Marking systems</b>	(see assortment in catalogue 7)
	Marking tags
<b>For detailed information on other accessories and applications, refer to the „Accessories“ section</b>	


**AKZ 1.5**

**1.5 mm<sup>2</sup>**

**Feed-through terminal**



5.1 x 24.8 x 25	
<b>24 / 2.5</b>	
<b>0.21...2.5</b>	

IEC 60947-7-1				Ex e ll  II 2 G D			
IEC	UL	CSA	EN 60079-7				
250	150	300	176				
17.5	15	10	10				
1.5	AWG 22...14	AWG 24...16	1.5				
				4 / 3			
				A1 / V2			
				SIRA 02ATEX3001 U			
Rated connection							
0.5...2.5 / 1.5...1.5							
0.5...1.5 / 0.5...1.5							
0.4...0.6 Nm (M 2.5)							
7 / 3.0 x 0.5 mm							
0.5...1							
0.5...1 / 0.5...0.75							

Type	Qty.	Order No.
AKZ 1.5	100	<b>0340460000</b>
AKZ 1.5 BL	100	<b>0340480000</b>
AKZ 1.5 order Nos 0340460000 and 0340480000 made from PA with V2 flammability rating to UL 94		


Type	current	Qty.	Order No.
Q 2 AKZ1.5	24 A	50	<b>0368200000</b>
Q 3 AKZ1.5	24 A	50	<b>0368300000</b>
Q 4 AKZ1.5	24 A	50	<b>0368400000</b>
Q 10 AKZ1.5	24 A	20	<b>0368500000</b>
Width			
AP AKZ1.5	1.5 mm	50	<b>0340560000</b>
AP AKZ1.5 BL	1.5 mm	50	<b>0340580000</b>
EW 15	10 mm	50	<b>0382860000</b>
PS 2.3 RT	5.4 mm	20	<b>0180400000</b>
STB 8.5/D4/2.3/M2.5 AKZ		50	<b>0215700000</b>

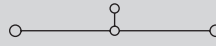
DEK 5/5
---------


**AKZ 2.5**

**2.5 mm<sup>2</sup>**

**Feed-through terminal**



5.1 x 25.5 x 26.5	
<b>32 / 4</b>	
<b>0.13...4</b>	

IEC 60947-7-1				Ex e ll  II 2 G D			
IEC	UL	CSA	EN 60079-7				
250	300	300	176				
24	10	10	15				
2.5	AWG 22...12	AWG 26...10	2.5				
				4 / 3			
				A3 / V2			
				SIRA 02ATEX3001 U			
Rated connection							
0.5...4 / 1.5...2.5							
0.5...2.5 / 0.5...2.5							
0.4...0.6 Nm (M 2.5)							
7 / 3.0 x 0.5 mm							
0.5...1.5							
0.5...1.5 / 0.5...1.5							


Type	Qty.	Order No.
AKZ 2.5	100	<b>0697160000</b>
AKZ 2.5 BL	100	<b>0697180000</b>
AKZ 2.5 order Nos 0697160000 and 0697180000 made from PA with V2 flammability rating to UL 94		

Type	current	Qty.	Order No.
Q 2 AKZ1.5	24 A	50	<b>0368200000</b>
Q 3 AKZ1.5	24 A	50	<b>0368300000</b>
Q 4 AKZ1.5	24 A	50	<b>0368400000</b>
Q 10 AKZ1.5	24 A	20	<b>0368500000</b>
Width			
AP AKZ2.5	2.5 mm	50	<b>0697360000</b>
AP AKZ2.5 BL	2.5 mm	50	<b>0697380000</b>
TW AKZ2.5	0.5 mm	20	<b>0318560000</b>
TW AKZ2.5 BL	0.5 mm	20	<b>0318580000</b>
EW 15	10 mm	50	<b>0382860000</b>
PS 2.3 RT	5.4 mm	20	<b>0180400000</b>
STB 8.5/D4/2.3/M2.5 AKZ		50	<b>0215700000</b>

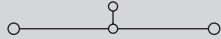
DEK 5/5
---------

**AKZ 4**

**4 mm<sup>2</sup>**



6.1 x 27 x 30.5  
41 / 6  
0.13...6



IEC 60947-7-1 Ex e II **Ex** II 2 G D

IEC	UL	CSA	EN 60079-7
400	300	300	275
32	27	10	21
4	AWG 22...12	AWG 24...12	4
6 / 3			
A3 / V2			

**UL** SIRA 02ATEX3001 U

**Rated connection**

0.5...6 / 1.5...4

0.5...4 / 0.5...2.5

0.6...0.8 Nm (M 3)

8 / 0.6 x 3.5 mm

0.5...1.5

0.5...1.5 / 0.5...1.5

**SAKR 15**

**4 mm<sup>2</sup>**



6.5 x 42 x 31  
/ 4  
0.13...4

IEC 60947-7-1

IEC	UL	CSA
400	300	300
10	10	10
4	AWG 22...12	AWG 26...12
6 / 3		
A3 / V2		

**UL**

**Rated connection**

0.5...4 / 1.5...4

0.5...4 / 0.5...2.5

0.5...1.0 Nm (M 3)

8 / 0.6 x 3.5 mm

Tightening torque via the sockets is 0.5 - 0.7 Nm.

Type	Qty.	Order No.
AKZ 4	100	0294360000
AKZ 4 BL	100	0294380000

AKZ 4 order no. 0294360000 and 0294380000 made of PA with flammability class acc. to UL 94/V-2

Type	Qty.	Order No.
SAKR 15	100	0412760000
SAKR 15 2STB	100	0412860000

The ZH 0.5 - ZH 1.5 twin ferrules can be used.

Type	current	Qty.	Order No.
Q 2 AKZ4	32 A	50	0336400000
Q 3 AKZ4	32 A	50	0336500000
Q 4 AKZ4	32 A	50	0336600000
Q 10 AKZ4	32 A	20	0368600000
Width			
AP AKZ4	1.5 mm	20	0294460000
AP AKZ4 BL	1.5 mm	20	0294480000
TW AKZ4	0.5 mm	50	0348260000
TW AKZ4 BL	0.5 mm	50	0348280000
TSCH 4 AKZ4	6 mm	100	0363360000
EW 15	10 mm	50	0382860000
PS 2.3 RT	5.4 mm	20	0180400000
STB 8.5/D4/2.3/M2.5 AKZ		50	0215700000

Type	Qty.	Order No.	
Width			
AP SAKR BE	1.5 mm	20	0211360000
EW 15	10 mm	50	0382860000
PS 2.3 RT	5.4 mm	20	0180400000

DEK 5/6

DEK 5/6.5

QB 25 blank, refer to „Accessories“ section. Note that max. conductor connection with QB = 2.5 mm<sup>2</sup>.

**Mini modular terminals**

**Modular PE terminals  
TS 15 / PA**

In hazardous area applications, the installation instructions and the rated data specifications for accessories given in the technical appendix must be followed.

Width/Length/height with TS35x7.5	mm
max. current / max. cond. cross-section	A/mm <sup>2</sup>
Max. clamping range	mm <sup>2</sup>

**Technical data**

Rated data	
Rated cross-section	mm <sup>2</sup>
Rated voltage to adjacent terminal	V
Rated impulse withstand voltage to adjacent terminal	kV
Short-time withstand current	
Pollution severity	
Gauge to IEC 60947-1 / UL94 Flammability class	
Approvals	
Clamped conductors (H05V/H07V)	
solid / stranded	mm <sup>2</sup>
flexible / Stranded wire with end ferrules	mm <sup>2</sup>
Tightening torque range (clamping screw)	
Tightening torque range (fixing screw)	
Stripping length / Blade size	mm/-

**Note**

**Ordering data**

Version
green/yellow (PA)
Note

**Marking systems** (see assortment in catalogue 7)  
Marking tags  
**For detailed information on other accessories and applications, refer to the „Accessories“ section**

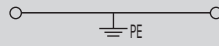
**AKE 2.5**

**2.5 mm<sup>2</sup>**

**PE terminal**



5.1 x 28 x 28
/ 4
<b>0.13...4</b>



IEC 60947-7-2 Ex e II II 2 G D

IEC	UL	CSA	EN 60079-7
2.5	AWG 22...12	AWG 26...12	AWG 26...12
250			
4			
300 A (2.5 mm <sup>2</sup> )			
3			
A3 / V2			

Rated connection	
0.5...4 / 1.5...2.5	
0.5...2.5 / 0.5...2.5	
0.4...0.6 Nm (M 2.5)	
0.4...0.6 Nm	
7 / 3.0 x 0.5 mm	

Type	Qty.	Order No.
AKE 2.5	100	<b>1303360000</b>

DEK 5/5


**AKE 4 MS**

**4 mm<sup>2</sup>**

**PE terminal**



7 x 32 x 30
/ 4
<b>0.5...4</b>



IEC 60947-7-2

IEC	UL	CSA
4		
480 A (4 mm <sup>2</sup> )		
3		
A3 / V2		

Rated connection	
0.5...4 / 1.5...4	
0.5...4 / 0.5...4	
0.8...1.6 Nm (M 3.5)	
0.8...1.6 Nm	
9 / 0.6 x 3.5 mm	

Type	Qty.	Order No.
AKE 4 MS	50	<b>0211200000</b>

**AKE 4**

**4 mm<sup>2</sup>**

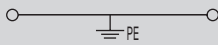
**PE terminal**



7 x 32 x 34.5

/ 4

**0.13...4**



IEC 60947-7-2

Ex e II



|| 2 G D

IEC	UL	CSA	EN 60079-7
4	AWG 22...12	AWG 26...12	AWG 26...12
500			
6			
480 A (4 mm <sup>2</sup> )			
	3		
	A3 / V2		

4

AWG 22...12

AWG 26...12

AWG 26...12

500

6

480 A (4 mm<sup>2</sup>)

3

A3 / V2



SIRA 02ATEX3001 U

**Rated connection**

0.5...4 / 1.5...4

0.5...4 / 0.5...2.5

0.5...1.0 Nm (M3)

0.5...1.0 Nm

9 / 0.6 x 3.5 mm

Type	Qty.	Order No.
AKE 4	100	<b>0380260000</b>

DEK 5/6,5

## Mini modular terminals


Fuse terminals  
TS 15 / PA

ASK 1/15

4 mm<sup>2</sup>

In hazardous area applications, the installation instructions and the rated data specifications for accessories given in the technical appendix must be followed.

Width/Length/height with TS35x7.5	mm
max. current / max. cond. cross-section	A/mm <sup>2</sup>
Max. clamping range	mm <sup>2</sup>



8 x 58 x 34

6.3 / 4

0.13...4



## Technical data

Rated data	
Rated voltage	V
Rated current	A
Rated cross-section	mm <sup>2</sup>
Rated impulse voltage / Pollution severity	kV/-
Gauge to IEC 60947-1 / UL94 Flammability class	
Approvals	

## Clamped conductors (H05V/H07V)

solid / stranded	mm <sup>2</sup>
flexible / Stranded wire with end ferrules	mm <sup>2</sup>
Tightening torque range (clamping screw)	
Stripping length / Blade size	mm/-

## 2 conductors with same cross-section (H05V/H07V)

solid / stranded	-
flexible / Stranded wire with end ferrules	-

## Note

IEC	UL	CSA
500	300	300
6.3	10	6.3
4	AWG 22...12	AWG 26...12
	6 / 3	
	A3 / V2	



## Rated connection

0.5...4 / 1.5...4
0.5...4 / 0.5...4
0.5...1.0 Nm (M 3)
9 / 0.6 x 3.5 mm

Note: max. conductor size = 2.5 mm<sup>2</sup> when using the cross-connection. Twin wire-end ferrules ZH 0.5 - ZH 1.5 can be used.

## Ordering data

Version
Without LED

## Note

Type	Qty.	Order No.
ASK 1/15	100	0376860000

## Accessories

Screwable cross-connection	
2-pole	
3-pole	
4-pole	

Type	current	Qty.	Order No.
QB 2 WI RA8 IS	27 A	50	0461100000
QB 3 WI RA8 IS	27 A	50	0461200000
QB 4 WI RA8 IS	27 A	50	0461300000

Marking systems (see assortment in catalogue 7)

Marking tags

For detailed information on other accessories and applications, refer to the „Accessories“ section

DEK 5/6,5

Contact Sleeve order no. 0553300000;  
AP ASK 1 order no. 0380360000.

Weidmüller



**AKZ 4 S WA 2\*2.8**

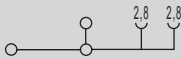
4 mm<sup>2</sup>



6 x 27 x 30

8 /

...



IEC 60947-7-1 / IEC 61210

IEC	UL	CSA
400	150	300
8	20	10
4	AWG 22...12	AWG 24...12
	6 / 3	
	A3 / V2	



**Rated connection**

0.5...4 / 1.5...4


0.5...4 / 0.5...1

0.6...0.8 Nm (M 3)

8 / 0.6 x 3.5 mm

**AKZ 4 SF SE 6.3/2.8**

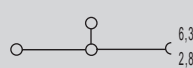
4 mm<sup>2</sup>



6 x 27 x 30

8 / 4

0.2...4



IEC 60947-7-1 / IEC 61210

IEC	UL	CSA
400		300
8		10
4		AWG 24...12
		6 / 3
	A3 / V2	



**Rated connection**

0.5...4 / 1.5...4

0.5...4 / 0.5...2.5

0.6...0.8 Nm (M 3)

8 / 0.6 x 3.5 mm

Type	Qty.	Order No.
AKZ 4 S WA 2X2.8	100	0324460000

Type	Qty.	Order No.
AKZ 4 SF SE 6.3/2.8	100	0158760000

Type	current	Qty.	Order No.
Q 2 AKZ4	32 A	50	0336400000
Q 3 AKZ4	32 A	50	0336500000
Q 4 AKZ4	32 A	50	0336600000
Q 10 AKZ4	32 A	20	0368600000
<b>Width</b>			
AP AKZ4	1.5 mm	20	0294460000
TW AKZ4	0.5 mm	50	0348260000
<b>Width</b>			
PS 2.3 RT	5.4 mm	20	0180400000
STB 8.5/D4/2.3/M2.5 AKZ		50	0215700000
<b>Width</b>			
IH 2.8 DB		100	0386060000

Type	current	Qty.	Order No.
Q 2 AKZ4	32 A	50	0336400000
Q 3 AKZ4	32 A	50	0336500000
Q 4 AKZ4	32 A	50	0336600000
Q 10 AKZ4	32 A	20	0368600000
<b>Width</b>			
AP AKZ4	1.5 mm	20	0294460000
TW AKZ4	0.5 mm	50	0348260000
<b>Width</b>			
PS 2.3 RT	5.4 mm	20	0180400000
STB 8.5/D4/2.3/M2.5 AKZ		50	0215700000
<b>Width</b>			
IH 2.8 DB		100	0386060000
IH 6.3 WEM GE		100	0386260000

DEK 5/6

DEK 5/6

**Mini modular terminals**

**with solder connection  
TS 15 / PA**

In hazardous area applications, the installation instructions and the rated data specifications for accessories given in the technical appendix must be followed.

Width/Length/height with TS35x7.5	mm
max. current / max. cond. cross-section	A/mm <sup>2</sup>
Max. clamping range	mm <sup>2</sup>


**Technical data**

Rated data	
Rated voltage	V
Rated current	A
Rated cross-section	mm <sup>2</sup>
Rated impulse voltage / Pollution severity	kV/-
Gauge to IEC 60947-1 / UL94 Flammability class	
Approvals	
Clamped conductors (H05V/H07V)	
solid / stranded	mm <sup>2</sup>
flexible / Stranded wire with end ferrules	mm <sup>2</sup>
Tightening torque range (clamping screw)	
Stripping length / Blade size	mm/-
Note	

**Ordering data**

Version	
	beige
Note	

**Accessories**


Screwable cross-connection	
	2-pole
	3-pole
	4-pole
	10-pole
Switchable link	
	Switchable link
	Connecting sleeve
	Mounting screw
Testing / Checking	
	Test plug
	Socket
End plate / Partition plate	
	Dark beige Wemid
	Dark beige Wemid
Small partition	
	Small partition
Cover / warning label	
	Cover / warning label
	Mounting screw (plastic)

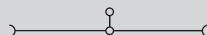
Marking systems	(see assortment in catalogue 7)
	Marking tags

For detailed information on other accessories and applications, refer to the „Accessories“ section

**AKZ 1.5L VS**

**1.5 mm<sup>2</sup>**



5 x 34.4 x 25.5	
<b>16 / 2.5</b>	
<b>0.2...2.5</b>	

IEC 60947-7-1 / IEC 60068-2-20		
IEC	UL	CSA
250		150
16		10
1.5		AWG 24...16
		4 / 3
		A1 / V2
Rated connection		
0.5...2.5 / 0.5...1.5		
0.5...1.5 / 0.5...1.5		
0.4...0.6 Nm (M 2.5)		
7 / 3.0 x 0.5 mm		

Type	Qty.	Order No.
AKZ 1.5L VS	100	<b>0340160000</b>


Type	current	Qty.	Order No.
Q 2 AKZ1.5	24 A	50	<b>0368200000</b>
Q 3 AKZ1.5	24 A	50	<b>0368300000</b>
Q 4 AKZ1.5	24 A	50	<b>0368400000</b>
Q 10 AKZ1.5	24 A	20	<b>0368500000</b>
Width			
PS 2.3 RT	5.4 mm	20	<b>0180400000</b>
STB 8.5/D4/2.3/M2.5 AKZ		50	<b>0215700000</b>
AP AKZ1.5W	1.5 mm	20	<b>0329660000</b>
TW AKZ4 HP/DBR/0.5	0.5 mm	50	<b>0166800000</b>

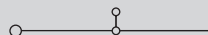
Marking systems	(see assortment in catalogue 7)
	DEK 5/5

For detailed information on other accessories and applications, refer to the „Accessories“ section

**AKZ 4 L**

**4 mm<sup>2</sup>**



6 x 35.6 x 30	
<b>17.5 / 4</b>	
<b>0.2...4</b>	

IEC 60947-7-1 / IEC 60068-2-20		
IEC	UL	CSA
250	300	300
17.5	20	10
4	AWG 22...12	AWG 24...12
		4 / 3
		A3 / V2
Rated connection		
0.5...4 / 1.5...4		
0.5...4 / 0.5...2.5		
0.6...0.8 Nm (M 3)		
8 / 0.6 x 3.5 mm		

Type	Qty.	Order No.
AKZ 4L SL VS	100	<b>0334860000</b>

Type	current	Qty.	Order No.
Q 2 AKZ4	32 A	50	<b>0336400000</b>
Q 3 AKZ4	32 A	50	<b>0336500000</b>
Q 4 AKZ4	32 A	50	<b>0336600000</b>
Q 10 AKZ4	32 A	20	<b>0368600000</b>
VL 2 AKZ4/DK4		50	<b>0446700000</b>
VH 10/4/2.8 AKZ4		50	<b>0446600000</b>
BFSC M2.5X14 SAKD2.5N		100	<b>0266800000</b>
Width			
PS 2.3 RT	5.4 mm	20	<b>0180400000</b>
STB 8.5/D4/2.3/M2.5 AKZ		50	<b>0215700000</b>
AP AKZ4	1.5 mm	20	<b>0294460000</b>
TW AKZ4	0.5 mm	50	<b>0348260000</b>
TSCH 4 AKZ4	6 mm	100	<b>0363360000</b>
AD 4 AKZ4		50	<b>0303400000</b>
BFSC M2.5X18 PA/RT		100	<b>0303300000</b>


Marking systems	(see assortment in catalogue 7)
	DEK 5/6

For detailed information on other accessories and applications, refer to the „Accessories“ section

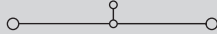


**AKZ 4 LL VS**

**1.5 mm<sup>2</sup>**



6 x 45.5 x 30  
**17.5 / 1.5**  
**0.2...1.5**



IEC 60947-7-1 / IEC 60068-2-20

IEC	UL	CSA
250	300	300
17.5	20	10
1.5	AWG 22...12	AWG 24...12
	4 / 3	
	/ V2	



**Rated connection**


0.5...1.5 / 0.5...1.5  
 0.5...1.5 / 0.5...1.5

**ADK 1**

**4 mm<sup>2</sup>**



6 x 22 x 36.5  
**16 / 4**  
**0.13...4**



IEC	UL	CSA
400	300	300
16	10	15
4	AWG 26...12	AWG 26...12
	6 / 3	
	A3 / V2	



**Rated connection**

0.5...4 / 1.5...2.5  
 0.5...4 / 0.5...2.5  
 0.5...0.8 Nm (M 3)  
 9 / 0.6 x 3.5 mm

Type	Qty.	Order No.
AKZ 4 LL VS	100	0346460000

Type	Qty.	Order No.
ADK 1/1.5	100	0303860000

Type	current	Qty.	Order No.
Q 2 AKZ4	32 A	50	0336400000
Q 3 AKZ4	32 A	50	0336500000
Q 4 AKZ4	32 A	50	0336600000
Q 10 AKZ4	32 A	20	0368600000
VL 2 AKZ4/DK4	32 A	50	0446700000
VH 10/4/2.8 AKZ4		50	0446600000
BFSC M2.5X14 SAKD2.5N		100	0266800000
<b>Width</b>			
PS 2.3 RT	5.4 mm	20	0180400000
STB 8.5/D4/2.3/M2.5 AKZ		50	0215700000
AP AKZ4	1.5 mm	20	0294460000
TW AKZ4	0.5 mm	50	0348260000
TSCH 4 AKZ4	6 mm	100	0363360000
AD 4 AKZ4		50	0303400000
BFSC M2.5X18 PA/RT		100	0303300000

Type	Qty.	Order No.	
PS 2.3 RT	5.4 mm	20	0180400000
AP ADK1	50	0476260000	
TW ADK1 HP/DBR/0.5	0.5 mm	50	0442300000

DEK 5/6

DEK 5/6

**Mini modular terminals**

**with solder connection  
TS 15 / KrG**

In hazardous area applications, the installation instructions and the rated data specifications for accessories given in the technical appendix must be followed.

Width/Length/height with TS35x7.5	mm
max. current / max. cond. cross-section	A/mm <sup>2</sup>
Max. clamping range	mm <sup>2</sup>


**Technical data**

Rated data	
Rated voltage	V
Rated current	A
Rated cross-section	mm <sup>2</sup>
Rated impulse voltage / Pollution severity	kV/-
Gauge to IEC 60947-1 / UL94 Flammability class	
Approvals	
Clamped conductors (H05V/H07V)	
solid / stranded	mm <sup>2</sup>
flexible / Stranded wire with end ferrules	mm <sup>2</sup>
Tightening torque range (clamping screw)	
Stripping length / Blade size	mm/-
Note	

**Ordering data**


Version	
	Medium yellow
	Blue
Note	

**Accessories**


Screwable cross-connection	
	2-pole
	3-pole
	4-pole
	10-pole
Switchable link	
	Switchable link
	Connecting sleeve
	Mounting screw
Testing / Checking	
	Test plug
	Socket
End plate / Partition plate	
	Medium yellow
	Blue
	Dark beige Wemid
	Dark beige Wemid
Small partition	
	Small partition
Cover / warning label	
	Cover / warning label
	Mounting screw (plastic)
Marking systems	
	(see assortment in catalogue 7)
	Marking tags
For detailed information on other accessories and applications, refer to the „Accessories“ section	

**AKZ 4 L KRG**

**4 mm<sup>2</sup>**



6 x 35.5 x 30
<b>16 / 4</b>
<b>0.2...4</b>

IEC 60947-7-1 / IEC 60068-2-20		
IEC	UL	CSA
250	300	300
16	20	10
4	AWG 22...12	AWG 24...12
4 / 3		
A3 / 5VA		
		
Rated connection		
0.5...4 / 1.5...4		
0.5...4 / 0.5...2.5		
0.6...0.8 Nm (M 3)		
8 / 0.6 x 3.5 mm		

Type	Qty.	Order No.
AKZ 4L SL VS KRG	100	<b>0334820000</b>


Type	current	Qty.	Order No.
Q 2 AKZ4	32 A	50	<b>0336400000</b>
Q 3 AKZ4	32 A	50	<b>0336500000</b>
Q 4 AKZ4	32 A	50	<b>0336600000</b>
Q 10 AKZ4	32 A	20	<b>0368600000</b>
Width			
VL 2 AKZ4/DK4		50	<b>0446700000</b>
VH 10/4/2.8 AKZ4		50	<b>0446600000</b>
BFSC M2.5X14 SAKD2.5N		100	<b>0266800000</b>
Width			
PS 2.3 RT	5.4 mm	20	<b>0180400000</b>
STB 8.5/D4/2.3/M2.5 AKZ		50	<b>0215700000</b>
Width			
AP AKZ4	1.5 mm	20	<b>0294460000</b>
TW AKZ4	0.5 mm	50	<b>0348260000</b>
Width			
TSCH 4 AKZ4	6 mm	100	<b>0363360000</b>
Width			
AD 4 AKZ4		50	<b>0303400000</b>
BFSC M2.5X18 PA/RT		100	<b>0303300000</b>
Width			
DEK 5/6			

**AKA 2.5**

**2.5 mm<sup>2</sup>**



6 x 20 x 31
<b>20 / 2.5</b>
<b>0.13...2.5</b>

IEC 60947-7-1 / IEC 60068-2-20		
IEC	UL	CSA
400	300	300
20	20	10
2.5	AWG 20...12	AWG 24...12
6 / 3		
A3 / V-0		
		
Rated connection		
0.5...2.5 / 1.5...2.5		
0.5...2.5 / 0.5...1.5		
0.4...0.45 Nm (M 2.5)		
9 / 0.6 x 3.5 mm		

Type	Qty.	Order No.
AKA 2.5	100	<b>0300720000</b>
AKA 2.5 BL	100	<b>0300770000</b>

Type	Qty.	Order No.
AP AKA2.5	100	<b>0162520000</b>
AP AKA2.5 KRG/BL	50	<b>0162570000</b>

with Termi-Point / Wire-Wrap connection  
TS 15 / PA

AKZ 4 T

4 mm<sup>2</sup>

AKZ 2.5K

2.5 mm<sup>2</sup>

In hazardous area applications, the installation instructions and the rated data specifications for accessories given in the technical appendix must be followed.

Width/Length/height with TS35x7.5	mm
max. current / max. cond. cross-section	A/mm <sup>2</sup>
Max. clamping range	mm <sup>2</sup>



6 x 27 x	
10 / 4	
0.2...4	



5 x 29 x 46	
8 / 5.26	
0.13...5.26	

Technical data

Rated data	
Rated voltage	V
Rated current	A
Rated cross-section	mm <sup>2</sup>
Rated impulse voltage / Pollution severity	kV/-
Gauge to IEC 60947-1 / UL94 Flammability class	
Approvals	
Clamped conductors (H05V/H07V)	
solid / stranded	mm <sup>2</sup>
flexible / Stranded wire with end ferrules	mm <sup>2</sup>
Tightening torque range (clamping screw)	
Stripping length / Blade size	mm/-
Note	

IEC 60947-7-1

IEC	UL	CSA
250	300	300
10	10	10
4	AWG 26...14	AWG 24...12
	4 / 3	
	A3 / V2	

Rated connection	
0.5...4 / 1.5...4	
0.5...4 / 0.5...2.5	
0.6...0.8 Nm (M 3)	
8 / 0.6 x 3.5 mm	

IEC	UL	CSA
250	300	300
8	10	10
2.5	AWG 22...12	AWG 26...10
	4 / 3	
	A2 / V2	

Rated connection	
0.5...2.5 / 1.5...2.5	
0.5...2.5 / 0.5...2.5	
0.4...0.6 Nm (M 2.5)	
7 / 3.0 x 0.5 mm	

Ordering data

Version
right
Vertical right
Note

Type	Qty.	Order No.
AKZ 4 SW 1X1	100	0445860000
Note		

Type	Qty.	Order No.
AKZ 2.5 K SW U/V 1X1	100	0108960000
Note		

Accessories

Screwable cross-connection	
	2-pole
	3-pole
	4-pole
	10-pole
End plate / Partition plate	
	Dark beige Wemid
	Dark beige Wemid
Small partition	
	Small partition
Testing / Checking	
	Test plug
	Socket

Type	current	Qty.	Order No.
Q 2 AKZ4	32 A	50	0336400000
Q 3 AKZ4	32 A	50	0336500000
Q 4 AKZ4	32 A	50	0336600000
Q 10 AKZ4	32 A	20	0368600000
Width			
AP AKZ4	1.5 mm	20	0294460000
TW AKZ4	0.5 mm	50	0348260000
TSCH 4 AKZ4	6 mm	100	0363360000
PS 2.3 RT	5.4 mm	20	0180400000
STB 8.5/D4/2.3/M2.5 AKZ		50	0215700000

Type	Qty.	Order No.	
AP AKZ2.5K	3 mm	50	0697260000
TW AKZ2.5	0.5 mm	20	0318560000
PS 2.3 RT	5.4 mm	20	0180400000
STB 8.5/D4/2.3/M2.5 AKZ		50	0215700000

Marking systems (see assortment in catalogue 7)  
Marking tags  
For detailed information on other accessories and applications, refer to the „Accessories“ section

DEK 5/6

DEK 5/5