Terminals, Z-Series

Terminals, Z-Series	Overview Z-Series	C.2
	Feed-through terminals	C.4
	Double- / Multi-level terminals	C.20
	Motor-connect terminal blocks	C.34
	PE terminals	C.36
	Fuse terminals	C.54
	Test-disconnect terminals	C.66
	Earth wire disconnect terminal blocks	C.71
	Installation terminals	C.72
	Overview WeiCoS	C.80
	Pluggable standard terminals WeiCoS	C.82
	Overview initiator and actuator terminals	C.108
	Initiator and actuator terminals	C.110
	Overview mini terminals	C.112
	Mini terminals	C.114
	Terminals with electronic components	C.120
	Accessories Z-Series	C.128

A broad line of terminal block products with tension-clamp wire connection

A proven solution for every application

The terminal blocks with their proven tension-clamp wire connection system, cannot fail to impress, with their small design, a wide and deep product range and many additional functions and accessories for all applications in electrical cabinet construction.

Terminals with tension-clamp connections are tailored specially to the customer´s requirements: small design, generous marking areas, integrated test point. The Z-series terminals have a large clamping range and up to two cross-connection channels. Plug-in standard cross-connections enable potentials to be distributed over any number of terminals.

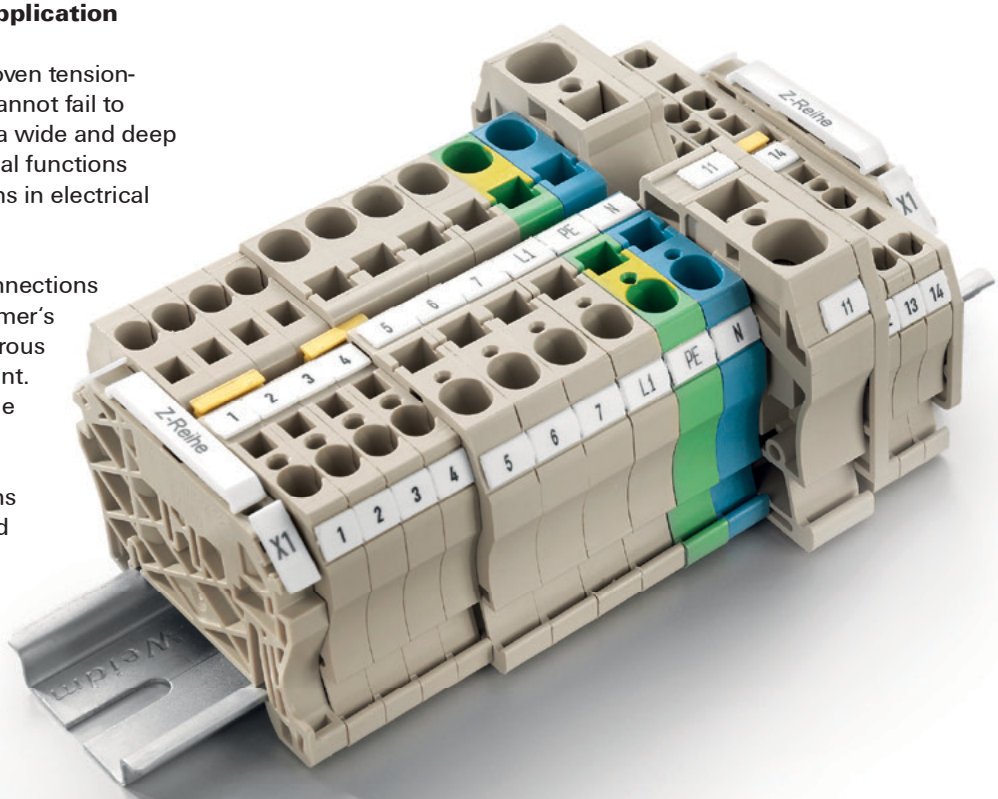

Wemid insulating material
- Non-tracking, CTI 600
- Thermally stable up to 120 °C
- High UL94 flammability class V0
- Contains no halogen or phosphorous



Designs
Z-Standard with wire cross sections from 0.05 to 35 mm² and TOP entry wire insertion parallel to the screwdriver actuators. Z-Roof with wire cross sections from 0.13 to 16 mm², dimensions reduced by up to 36 % and oblique operation direction.



Safe, thanks to the clarity
Easy to use thanks to the large clamping space for the wire connections from 0.08 to 35 mm², only one wire can be connected in each clamping unit.





Simple operation
The practical connection aligns the wire insertion direction and the screwdriver operating points, creating a TOP connection system for which no special tools are needed and which comes with an integrated test point.



Extensive accessories
Test adapters and plugs, standard and group markers, closing plates and partitions, covers, and reducing sleeves are available for the Z-series.

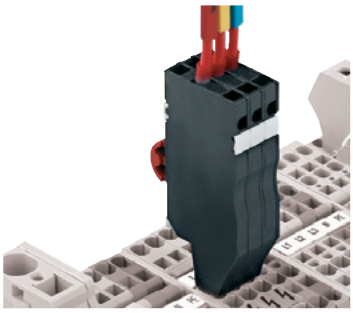

Contact security
The products have maintenance-free connections for a life-long secure contact. They are 100 % shock and vibration proof.

Standard form

Z-series standard ranges provide solutions for conductor cross-sections from 0.05 to 35 mm².

In hazardous area applications, the installation instructions and the rated data specifications for accessories given in the technical appendix must be followed.

		ZDU 1.5 — 1.5 mm²	ZDU 1.5/3 AN — 1.5 mm²
		Two connections	Three connections
		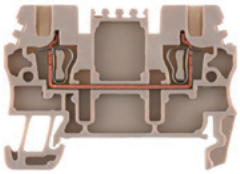	
Width/Length/Height of lowest version	mm	3.5 x 51.5 x 37	3.5 x 63.5 x 37
max. current / max. cond. cross-section	A/mm²	17.5 / 1.5	17.5 / 1.5
Max. clamping range	mm²	0.05...1.5	0.05...1.5

Technical data

Rated data		ZDU 1.5	ZDU 1.5/3 AN
Rated voltage	V	IEC 60947-7-1	IEC 60947-7-1
Rated current	A	Ex e II II 2 G D	Ex e II II 2 G D
Rated cross-section	mm²	IEC / UL / CSA / EN 60079-7	IEC / UL / CSA / EN 60079-7
Rated impulse withstand voltage / Pollution severity		500 / 300 (C) / 300 (C) / 550	500 / 300 (C) / 300 (C) / 550
Gauge to IEC 60947-1 / Flammability class UL94		17.5 / 15 (C) / 20 (C) / 15	17.5 / 15 (C) / 20 (C) / 15
Approvals		1.5 / AWG 26...14 / AWG 26...14 / 1.5	1.5 / AWG 26...14 / AWG 26...14 / 1.5
		6 kV / 3	6 kV / 3
		B1 / V-0	B1 / V-0
		KEMA 01ATEX2106 U	KEMA 01ATEX2106 U
Clamped conductors (H05V/H07V)		**Rated connection**	**Rated connection**
Solid / stranded	mm²	0.5...1.5	0.5...1.5
Flexible / Flexible with ferrule	mm²	0.5...1.5 / 0.5...1.5	0.5...1.5 / 0.5...1.5
Stripping length / Blade size	mm/-	10 / 0.4 x 2.0 mm	10 / 0.4 x 2.0 mm
Note			

Ordering data

Version	ZDU 1.5 — Type	Qty.	Order No.	ZDU 1.5/3AN — Type	Qty.	Order No.
Dark beige Wemid	ZDU 1.5	100	1775480000	ZDU 1.5/3AN	100	1775530000
Blue Wemid	ZDU 1.5 BL	100	1775490000	ZDU 1.5/3AN BL	100	1775540000
Note						

Accessories

Pluggable cross-connection	Type	current	Qty.	Order No.	Type	current	Qty.	Order No.
2-pole	ZQV 1.5/2	17.5 A	60	1776120000	ZQV 1.5/2	17.5 A	60	1776120000
3-pole	ZQV 1.5/3	17.5 A	60	1776130000	ZQV 1.5/3	17.5 A	60	1776130000
4-pole	ZQV 1.5/4	17.5 A	60	1776140000	ZQV 1.5/4	17.5 A	60	1776140000
10-pole	ZQV 1.5/10	17.5 A	20	1776200000	ZQV 1.5/10	17.5 A	20	1776200000
20-/24-pole								
End plate / Partition plate		**Width**				**Width**		
Dark beige Wemid	ZAP/TW ZDU1.5/2AN	2 mm	20	1776030000	ZAP/TW ZDU1.5/3AN	2 mm	20	1776060000
Blue Wemid	ZAP/TW ZDU1.5/2AN BL	2 mm	20	1776040000	ZAP/TW ZDU1.5/3AN BL	2 mm	20	1776070000
End bracket								
Dark beige Wemid	ZEW 35	6 mm	20	9540000000	ZEW 35	6 mm	20	9540000000
Test adapter								
Standard	ZTA 5	3.5 mm	25	1776210000	ZTA 5	3.5 mm	25	1776210000
With assembly peg	ZTA 5/ZA	3.5 mm	25	1776220000	ZTA 5/ZA	3.5 mm	25	1776220000
Screwdriver								
Standard	SDS 0.4X2.0X60		1	9037160000	SDS 0.4X2.0X60		1	9037160000
Reducing sleeves								
For conductors < 0.5 mm² / AWG 20	ZRH 1.5S/1	4.55 mm	500	1781950000	ZRH 1.5S/1	4.55 mm	500	1781950000
For conductors < 1.0 mm² / AWG 18	ZRH 1.5S/2	4.55 mm	500	1781960000	ZRH 1.5S/2	4.55 mm	500	1781960000
Cover								
With lightning flash symbol	ZAD 7/4	4.3 mm	20	1781940000	ZAD 7/4	4.3 mm	20	1781940000

Identification systems (see assortment in catalogue 7)		
Marking tags	DEK 5/3,5 / WS 12/3,5	DEK 5/3,5 / WS 12/3,5
Note		

ZDU 1.5/4 AN — 1.5 mm²

Four connections

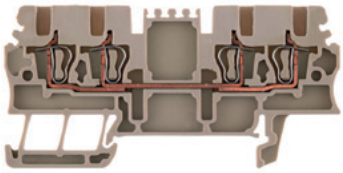

3.5 x 75.5 x 37
17.5 / 1.5
0.05...1.5

IEC 60947-7-1 — Ex e II — II 2 G D

IEC	UL	CSA	EN 60079-7
500	300 (C)	300 (C)	550
17.5	15 (C)	20 (C)	15
1.5	AWG 26...14	AWG 26...14	1.5
6 kV / 3			
B1 / V-0			
			KEMA 01ATEX2106 U

Rated connection
0.5...1.5
0.5...1.5 / 0.5...1.5
10 / 0.4 x 2.0 mm

Type	Qty.	Order No.
ZDU 1.5/4AN	100	1775580000
ZDU 1.5/4AN BL	100	1775600000

Type	current	Qty.	Order No.
ZQV 1.5/2	17.5 A	60	1776120000
ZQV 1.5/3	17.5 A	60	1776130000
ZQV 1.5/4	17.5 A	60	1776140000
ZQV 1.5/10	17.5 A	20	1776200000
	Width		
ZAP/TW ZDU1.5/4AN	2 mm	20	1776090000
ZAP/TW ZDU1.5/4AN BL	2 mm	20	1776100000
ZEW 35	6 mm	20	9540000000
ZTA 5	3.5 mm	25	1776210000
ZTA 5/ZA	3.5 mm	25	1776220000
SDS 0.4X2.0X60		1	9037160000
ZRH 1.5S/1	4.55 mm	500	1781950000
ZRH 1.5S/2	4.55 mm	500	1781960000
ZAD 7/4	4.3 mm	20	1781940000

DEK 5/3,5 / WS 12/3,5

ZDU 1.5 2x2AN — 1.5 mm²

2 x 2 connections



3.5 x 75.5 x 37
17.5 / 1.5
0.05...1.5

IEC 60947-7-1

IEC	UL	CSA
500		
17.5		
1.5		
6 kV / 3		
B1 / V-0		

Rated connection
0.5...1.5
0.5...1.5 / 0.5...1.5
10 / 0.4 x 2.0 mm

Type	Qty.	Order No.
ZDU 1.5/2X2AN	100	1826970000
ZDU 1.5/2X2AN BL	100	1826990000

Type	current	Qty.	Order No.
ZQV 1.5/2	17.5 A	60	1776120000
ZQV 1.5/3	17.5 A	60	1776130000
ZQV 1.5/4	17.5 A	60	1776140000
ZQV 1.5/10	17.5 A	20	1776200000
	Width		
ZAP/TW ZDU1.5/4AN	2 mm	20	1776090000
ZAP/TW ZDU1.5/4AN BL	2 mm	20	1776100000
ZEW 35	6 mm	20	9540000000
ZTA 5	3.5 mm	25	1776210000
ZTA 5/ZA	3.5 mm	25	1776220000
SDS 0.4X2.0X60		1	9037160000
ZRH 1.5S/1	4.55 mm	500	1781950000
ZRH 1.5S/2	4.55 mm	500	1781960000
ZAD 7/4	4.3 mm	20	1781940000

DEK 5/3,5 / WS 12/3,5

ZEI 6 — 6 mm²

Supply terminal



10 x 65 x 45.5
57 / 10
0.5...10

IEC 60947-7-1

IEC	UL	CSA
500		
41		
6		
8 kV / 4		
A5 / V-0		

Rated connection
0.5...10
0.5...10 / 0.5...6
13 / 1.0 x 5.5 mm

Rated voltage is reduced to 400 V or the rated voltage of the distribution terminals.

Type	Qty.	Order No.
ZEI 6	20	1791190000

Integrated end plate.

Type	current	Qty.	Order No.
ZQV 1.5/2	17.5 A	60	1776120000
ZQV 1.5/3	17.5 A	60	1776130000
ZQV 1.5/4	17.5 A	60	1776140000
ZQV 1.5/10	17.5 A	20	1776200000
	Width		
ZEW 35	6 mm	20	9540000000
ZTA 3 ZDU6	8.1 mm	25	1654050000
SDIS SL 0.8X4.0X100		1	1274670000
ZAD 3/4	10 mm	20	1609120000

DEK 8 / WS 12/6

The plug-in cross-connections ZQV 1.5/... can be used.

Standard form

Z-series standard ranges provide solutions for conductor cross-sections from 0.05 to 35 mm².

In hazardous area applications, the installation instructions and the rated data specifications for accessories given in the technical appendix must be followed.

Width/Length/Height of lowest version	mm
max. current / max. cond. cross-section	A/mm²
Max. clamping range	mm²

ZDU 2.5 — 2.5 mm²

Two connections



5.1 x 59.5 x 39.5	
31 / 4	
0.05...4	

ZDU 2.5/3AN — 2.5 mm²

Three connections



5.1 x 64.5 x 39.5	
31 / 4	
0.05...4	

Technical data

Rated data		ZDU 2.5				ZDU 2.5/3AN			
		IEC 60947-7-1		Ex e II	II 2 G D	IEC 60947-7-1		Ex e II	II 2 G D
		IEC	UL	CSA	EN 60079-7	IEC	UL	CSA	EN 60079-7
Rated voltage	V	800	600 (C)	600 (C)	550	800	600 (C)	600 (C)	550
Rated current	A	24	25 (C)	27 (C)	21	24	25 (C)	27 (C)	21
Rated cross-section	mm²	2.5	AWG 30...12	AWG 26...12	2.5	2.5	AWG 30...12	AWG 26...12	2.5
Rated impulse withstand voltage / Pollution severity		8 kV / 3				8 kV / 3			
Gauge to IEC 60947-1 / Flammability class UL94		A3 / V-0				A3 / V-0			
Approvals		KEMA 97ATEX2521 U				KEMA 97ATEX2521 U			
Clamped conductors (H05V/H07V)		**Rated connection**				**Rated connection**			
Solid / stranded	mm²	0.5...4				0.5...4			
Flexible / Flexible with ferrule	mm²	0.5...4 / 0.5...2.5				0.5...4 / 0.5...2.5			
Stripping length / Blade size	mm/-	10 / 0.6 x 3.5 mm				10 / 0.6 x 3.5 mm			
Note									

Ordering data

Version	ZDU 2.5 Type	Qty.	Order No.	ZDU 2.5/3AN Type	Qty.	Order No.
Dark beige Wemid	ZDU 2.5	100	1608510000	ZDU 2.5/3AN	100	1608540000
Blue Wemid	ZDU 2.5 BL	100	1608520000	ZDU 2.5/3AN BL	100	1608550000
Note	The rated voltage is reduced to 400 V when using the cross-connection.			The rated voltage is reduced to 400 V when using the cross-connection.		

Accessories

Pluggable cross-connection	ZDU 2.5 Type	current	Qty.	Order No.	ZDU 2.5/3AN Type	current	Qty.	Order No.
2-pole	ZQV 2.5/2	24 A	60	1608860000	ZQV 2.5/2	24 A	60	1608860000
3-pole	ZQV 2.5/3	24 A	60	1608870000	ZQV 2.5/3	24 A	60	1608870000
4-pole	ZQV 2.5/4	24 A	60	1608880000	ZQV 2.5/4	24 A	60	1608880000
10-pole	ZQV 2.5/10	24 A	20	1608940000	ZQV 2.5/10	24 A	20	1608940000
20-/24-pole	ZQV 2.5/20	24 A	20	1908960000	ZQV 2.5/20	24 A	20	1908960000
End plate / Partition plate		**Width**				**Width**		
Dark beige Wemid	ZAP/TW 1	2 mm	50	1608740000	ZAP/TW 2 DB	2 mm	50	1608770000
Blue Wemid	ZAP/TW 1 BL	2 mm	50	1608750000	ZAP/TW 2 BL	2 mm	50	1608780000
End bracket								
Dark beige Wemid	ZEW 35	6 mm	20	9540000000	ZEW 35	6 mm	20	9540000000
Test adapter								
Standard	ZTA 1	5.1 mm	25	1609040000	ZTA 1	5.1 mm	25	1609040000
With assembly peg	ZTA 1/ZA	5.1 mm	25	1609050000	ZTA 1/ZA	5.1 mm	25	1609050000
Screwdriver								
Standard	SDIS SL 0.6X3.5X100		1	1274660000	SDIS SL 0.6X3.5X100		1	1274660000
Reducing sleeves								
For conductors < 0.5 mm² / AWG 20	ZRH 2.5/1 WS	5.55 mm	1000	1614300000	ZRH 2.5/1 WS	5.55 mm	1000	1614300000
For conductors < 1.0 mm² / AWG 18	ZRH 2.5/2 GR/V0	5.55 mm	1000	1614290000	ZRH 2.5/2 GR/V0	5.55 mm	1000	1614290000
Cover								
With lightning flash symbol	ZAD 1/4	8 mm	20	1609110000	ZAD 1/4	8 mm	20	1609110000

Identification systems (see assortment in catalogue 7)		
Marking tags	DEK 5/5 / WS 10/5	DEK 5/5 / WS 10/5
Note		

ZDU 2.5/4AN — 2.5 mm²

Four connections



5.1 x 79.5 x 39.5
27 / 4
0.05...4

IEC 60947-7-1 — Ex e II — II 2 G D

IEC	UL	CSA	EN 60079-7
800	600 (C)	600 (C)	550
24	25 (C)	27 (C)	21
2.5	AWG 30...12	AWG 26...12	2.5
8 kV / 3			
A3 / V-0			

KEMA 97ATEX2521 U

Rated connection
0.5...4
0.5...4 / 0.5...2.5
10 / 0.6 x 3.5 mm

Type	Qty.	Order No.
ZDU 2.5/4AN	100	1608570000
ZDU 2.5/4AN BL	100	1608580000

Type	current	Qty.	Order No.
ZQV 2.5/2	24 A	60	1608860000
ZQV 2.5/3	24 A	60	1608870000
ZQV 2.5/4	24 A	60	1608880000
ZQV 2.5/10	24 A	20	1608940000
ZQV 2.5/20	24 A	20	1908960000
	Width		
ZAP/TW 3	2 mm	50	1608800000
ZAP/TW 3 BL	2 mm	50	1608810000
ZEW 35	6 mm	20	9540000000
ZTA 1	5.1 mm	25	1609040000
ZTA 1/ZA	5.1 mm	25	1609050000
SDIS SL 0.6X3.5X100		1	1274660000
ZRH 2.5/1 WS	5.55 mm	1000	1614300000
ZRH 2.5/2 GR/V0	5.55 mm	1000	1614290000
ZAD 1/4	8 mm	20	1609110000

DEK 5/5 / WS 10/5

ZDU 2.5/2x2AN — 2.5 mm²

Two potentials feasible



5.1 x 79.5 x 39.5
30 / 4
0.05...4

IEC 60947-7-1 — Ex e II — II 2 G D

IEC	UL	CSA	EN 60079-7
800	600 (C)	600 (C)	550
24	25 (C)	27 (C)	21
2.5	AWG 26...12	AWG 26...12	2.5
8 kV / 3			
A3 / V-0			

KEMA 97ATEX2521 U

Rated connection
0.5...4
0.5...4 / 0.5...2.5
10 / 0.6 x 3.5 mm

Type	Qty.	Order No.
ZDU 2.5/2X2AN	100	1608600000
ZDU 2.5/2X2AN BL	100	1608610000

Type	current	Qty.	Order No.
	Width		
ZAP/TW 3	2 mm	50	1608800000
ZAP/TW 3 BL	2 mm	50	1608810000
ZEW 35	6 mm	20	9540000000
ZTA 1	5.1 mm	25	1609040000
ZTA 1/ZA	5.1 mm	25	1609050000
SDIS SL 0.6X3.5X100		1	1274660000
ZRH 2.5/1 WS	5.55 mm	1000	1614300000
ZRH 2.5/2 GR/V0	5.55 mm	1000	1614290000
ZAD 1/4	8 mm	20	1609110000

DEK 5/5 / WS 10/5

Standard form

Z-series standard ranges provide solutions for conductor cross-sections from 0.05 to 35 mm².

In hazardous area applications, the installation instructions and the rated data specifications for accessories given in the technical appendix must be followed.

		ZDU 4 — 4 mm²	ZDU 4/3 AN — 4 mm²
		Two connections	Three connections
Width/Length/Height of lowest version	mm	6.1 x 62 x 43.5	6.1 x 83.5 x 43.5
max. current / max. cond. cross-section	A/mm²	41 / 6	41 / 6
Max. clamping range	mm²	0.13...6	0.13...6





Technical data

Rated data		ZDU 4				ZDU 4/3 AN			
		IEC 60947-7-1		Ex e II	II 2 G D	IEC 60947-7-1		Ex e II	II 2 G D
		IEC	UL	CSA	EN 60079-7	IEC	UL	CSA	EN 60079-7
Rated voltage	V	800	600 (C)	600 (C)	550	800	600 (C)	600 (C)	550
Rated current	A	32	33 (C)	35 (C)	28	32	33 (C)	35 (C)	28
Rated cross-section	mm²	4	AWG 26...10	AWG 26...10	4	4	AWG 26...10	AWG 26...10	4
Rated impulse withstand voltage / Pollution severity		8 kV / 3				8 kV / 3			
Gauge to IEC 60947-1 / Flammability class UL94		A4 / V-0				A4 / V-0			
Approvals		KEMA 97ATEX2521 U				KEMA 00ATEX2107 U			
Clamped conductors (H05V/H07V)		**Rated connection**				**Rated connection**			
Solid / stranded	mm²	0.5...6 / 0.5...6				0.5...6 / 0.5...6			
Flexible / Flexible with ferrule	mm²	0.5...6 / 0.5...4				0.5...6 / 0.5...4			
Stripping length / Blade size	mm/-	12 / 0.6 x 3.5 mm				12 / 0.6 x 3.5 mm			
Note		When using twin ferrules, the rated voltage is 690 V.				When using twin ferrules, the rated voltage is 690 V.			

Ordering data

Version	ZDU 4 Type	Qty.	Order No.	ZDU 4/3 AN Type	Qty.	Order No.
Dark beige Wemid	ZDU 4	100	1632050000	ZDU 4/3AN	50	7904180000
Blue Wemid	ZDU 4 BL	100	1632060000	ZDU 4/3AN BL	50	7904190000
Note						

Accessories

Pluggable cross-connection	ZDU 4 Type	current	Qty.	Order No.	ZDU 4/3 AN Type	current	Qty.	Order No.
2-pole	ZQV 4/2 GE	32 A	60	1608950000	ZQV 4/2 GE	32 A	60	1608950000
3-pole	ZQV 4/3 GE	32 A	60	1608960000	ZQV 4/3 GE	32 A	60	1608960000
4-pole	ZQV 4/4 GE	32 A	60	1608970000	ZQV 4/4 GE	32 A	60	1608970000
10-pole	ZQV 4/10 GE	32 A	20	1609030000	ZQV 4/10 GE	32 A	20	1609030000
20-/24-pole	ZQV 4/20 GE	32 A	20	1909010000	ZQV 4/20 GE	32 A	20	1909010000
End plate / Partition plate		**Width**				**Width**		
Dark beige Wemid	ZAP/TW 4	2 mm	50	1632090000	ZAP/TW 4/3AN	2 mm	20	7904100000
Blue Wemid	ZAP/TW 4 BL	2 mm	50	1632100000	ZAP/TW 4/3AN BL	2 mm	20	7904110000
End bracket								
Dark beige Wemid	ZEW 35	6 mm	20	9540000000	ZEW 35	6 mm	20	9540000000
Test adapter								
Standard	ZTA 2 ZDU4	6.1 mm	25	1609060000	ZTA 2 ZDU4	6.1 mm	25	1609060000
With assembly peg	ZTA 2/ZA ZDU4	6.1 mm	25	1609070000	ZTA 2/ZA ZDU4	6.1 mm	25	1609070000
Screwdriver								
Standard	SDIS SL 0.6X3.5X100		1	1274660000	SDIS SL 0.6X3.5X100		1	1274660000
Reducing sleeves								
For conductors < 0.5 mm² / AWG 20	ZRH 4/1 WS	7.4 mm	1000	1636640000	ZRH 4/1 WS	7.4 mm	1000	1636640000
For conductors < 1.0 mm² / AWG 18	ZRH 4/2	7.4 mm	1000	1636650000	ZRH 4/2	7.4 mm	1000	1636650000
Cover								
With lightning flash symbol	ZAD 2/4	8.94 mm	20	1609080000	ZAD 2/4	8.94 mm	20	1609080000

Identification systems (see assortment in catalogue 7)	ZDU 4	ZDU 4/3 AN
Marking tags	DEK 5/6 / WS 10/6	DEK 5/6 / WS 12/6
Note		

ZDU 4/4 AN — 4 mm²

Four connections



6.1 x 104.5 x 43.5
41 / 6
0.13...6

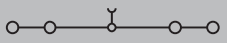

IEC 60947-7-1 — Ex e II — II 2 G D

IEC	UL	CSA	EN 60079-7
800	600 (C)	600 (C)	550
32	33 (C)	35 (C)	28
4	AWG 26...10	AWG 26...10	4
8 kV / 3			
A4 / V-0			

KEMA 00ATEX2107 U

Rated connection
0.5...6 / 0.5...6
0.5...6 / 0.5...4
12 / 0.6 x 3.5 mm

When using twin ferrules, the rated voltage is 690 V.

Type	Qty.	Order No.
ZDU 4/4AN	50	7904290000
ZDU 4/4AN BL	50	7904300000

Type	current	Qty.	Order No.
ZQV 4/2 GE	32 A	60	1608950000
ZQV 4/3 GE	32 A	60	1608960000
ZQV 4/4 GE	32 A	60	1608970000
ZQV 4/10 GE	32 A	20	1609030000
ZQV 4/20 GE	32 A	20	1909010000
	Width		
ZAP/TW4/4AN	2 mm	20	7904210000
ZAP/TW4/4AN BL	2 mm	20	7904220000
ZEW 35	6 mm	20	9540000000
ZTA 2 ZDU4	6.1 mm	25	1609060000
ZTA 2/ZA ZDU4	6.1 mm	25	1609070000
SDIS SL 0.6X3.5X100		1	1274660000
ZRH 4/1 WS	7.4 mm	1000	1636640000
ZRH 4/2	7.4 mm	1000	1636650000
ZAD 2/4	8.94 mm	20	1609080000

DEK 5/6 / WS 12/6

ZDU 6 — 6 mm²

Two connections



8.1 x 65 x 45.5
57 / 10
0.22...10

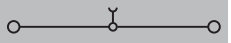

IEC 60947-7-1 — Ex e II — II 2 G D

IEC	UL	CSA	EN 60079-7
800	600 (C)	600 (C)	550
41	50 (C)	50 (C)	36
6	AWG 22...8	AWG 20...8	6
8 kV / 3			
A5 / V-0			

KEMA 97ATEX2521 U

Rated connection
0.5...10
0.5...10 / 0.5...6
13 / 1.0 x 5.5 mm

The ZH 0.5 - ZH 2.5 twin ferrules can be used.

Type	Qty.	Order No.
ZDU 6	50	1608620000
ZDU 6 BL	50	1608630000

1000 V DC rated voltage tested.

Type	current	Qty.	Order No.
ZQV 6/2 GE	41 A	60	1627850000
ZQV 6/3 GE	41 A	60	1627860000
ZQV 6/4 GE	41 A	60	1627870000
ZQV 6/24 GE	41 A	10	1908990000
	Width		
ZAP/TW 5	2 mm	50	1608830000
ZAP/TW 5 BL	2 mm	50	1608840000
ZEW 35	6 mm	20	9540000000
ZTA 3 ZDU6	8.1 mm	25	1654050000
SDIS SL 1.0X4.5X125		1	1274680000
ZAD 3/4	10 mm	20	1609120000

DEK 5/8 / WS 12/6

ZDU 6/3 AN — 6 mm²

Three connections

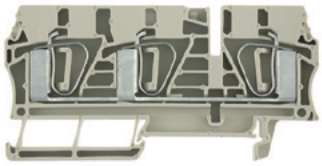

8.1 x 90 x 45.5
57 / 10
0.22...10

IEC 60947-7-1 — Ex e II — II 2 G D

IEC	UL	CSA	EN 60079-7
800	600 (C)	600 (C)	550
41	50 (C)	50 (C)	36
6	AWG 22...8	AWG 20...8	6
8 kV / 3			
A5 / V-0			

KEMA 00ATEX2107 U

Rated connection
0.5...10
0.5...10 / 0.5...6
13 / 1.0 x 5.5 mm

The ZH 0.5 - ZH 2.5 twin ferrules can be used.

Type	Qty.	Order No.
ZDU 6/3AN	50	7907410000
ZDU 6/3AN BL	50	7907420000

Type	current	Qty.	Order No.
ZQV 6/2 GE	41 A	60	1627850000
ZQV 6/3 GE	41 A	60	1627860000
ZQV 6/4 GE	41 A	60	1627870000
ZQV 6/24 GE	41 A	10	1908990000
	Width		
ZAP/TW6/3AN	2 mm	20	7907370000
ZAP/TW6/3AN BL	2 mm	20	7907380000
ZEW 35	6 mm	20	9540000000
ZTA 3 ZDU6	8.1 mm	25	1654050000
SDIS SL 1.0X4.5X125		1	1274680000
ZAD 3/4	10 mm	20	1609120000

DEK 5/8 / WS 12/6

Standard form

Z-series standard ranges provide solutions for conductor cross-sections from 0.05 to 35 mm².

In hazardous area applications, the installation instructions and the rated data specifications for accessories given in the technical appendix must be followed.

Width/Length/Height of lowest version	mm
max. current / max. cond. cross-section	A/mm²
Max. clamping range	mm²

ZDU 10 — 10 mm²

Two connections



10.1 x 73.5 x 50.5	
72 / 16	
1.31...16	

ZDU 10/3AN — 10 mm²

Three connections



10.1 x 99 x 50.5	
57 / 16	
1.31...16	

Technical data

Rated data		ZDU 10				ZDU 10/3AN			
		IEC 60947-7-1		Ex e II	II 2 G D	IEC 60947-7-1		Ex e II	II 2 G D
		IEC	UL	CSA	EN 60079-7	IEC	UL	CSA	EN 60079-7
Rated voltage	V	800	600 (C)	600 (C)	550	800	600 (C)	600 (C)	550
Rated current	A	57	60 (C)	55 (C)	50	57	60 (C)	55 (C)	50
Rated cross-section	mm²	10	AWG 16...6	AWG 16...6	10	10	AWG 16...6	AWG 16...6	10
Rated impulse withstand voltage / Pollution severity		8 kV / 3				8 kV / 3			
Gauge to IEC 60947-1 / Flammability class UL94		A6 / V-0				A6 / V-0			
Approvals		KEMA 99ATEX5514 U				KEMA 00ATEX2107 U			
Clamped conductors (H05V/H07V)		**Rated connection**				**Rated connection**			
Solid / stranded	mm²	1.5...16 / 1.5...16				1.5...16 / 1.5...16			
Flexible / Flexible with ferrule	mm²	1.5...10 / 1.5...10				1.5...10 / 1.5...10			
Stripping length / Blade size	mm/-	18 / 1.0 x 5.5 mm				18 / 1.0 x 5.5 mm			
Note		Cross-connection of ZDU 10 and ZDU 16 is possible using the ZQV 16-10. Cross-connection of ZDU 10 and ZDU 35 is possible using the ZQV 35-10.				Cross-connection of ZDU 10 and ZDU 16 is possible using the ZQV 16-10. Cross-connection of ZDU 10 and ZDU 35 is possible using the ZQV 35-10.			

Ordering data

Version	ZDU 10 Type	Qty.	Order No.	ZDU 10/3AN Type	Qty.	Order No.
Dark beige Wemid	ZDU 10	25	1746750000	ZDU 10/3AN	20	1767690000
Blue Wemid	ZDU 10 BL	25	1746760000	ZDU 10/3AN BL	20	1767700000
Note						

Accessories

Pluggable cross-connection	ZDU 10 Type	current	Qty.	Order No.	ZDU 10/3AN Type	current	Qty.	Order No.
2-pole	ZQV 10/2	17.5 A	25	1739680000	ZQV 10/2	17.5 A	25	1739680000
3-pole								
4-pole								
10-pole								
20-/24-pole								
End plate / Partition plate		**Width**				**Width**		
Dark beige Wemid	ZAP/TW ZDU10	2.7 mm	20	1748660000	ZAP/TW 10/16	3 mm	20	1749580000
Blue Wemid	ZAP/TW ZDU10 BL	2.7 mm	20	1764110000	ZAP/TW 10/16 BL	3 mm	20	1768520000
End bracket								
Dark beige Wemid	ZEW 35	6 mm	20	9540000000	ZEW 35	6 mm	20	9540000000
Test adapter								
Standard								
With assembly peg								
Screwdriver								
Standard	SDIS SL 1.0X4.5X125		1	1274680000	SDIS SL 1.0X4.5X125		1	1274680000
Reducing sleeves								
For conductors < 0.5 mm² / AWG 20								
For conductors < 1.0 mm² / AWG 18								
Cover								
With lightning flash symbol	ZAD 4/5	12.48 mm	20	1746730000	ZAD 4/5	12.48 mm	20	1746730000

Identification systems (see assortment in catalogue 7)	ZDU 10	ZDU 10/3AN
Marking tags	DEK 5/5 / WS 12/5	DEK 5/5 / WS 12/5
Note		

ZDU 16 — 16 mm²

Two connections



12.1 x 82.5 x 51.5
98 / 25
1.5...25



IEC 60947-7-1 — Ex e II — II 2 G D

IEC	UL	CSA	EN 60079-7
1000	600 (C)	600 (C)	550
76	65 (C)	65 (C)	66
16	AWG 14...4	AWG 14...4	16
8 kV / 3			
A7 / V-0			

KEMA 99ATEX5514 U

Rated connection
1.5...16 / 1.5...25
1.5...16 / 1.5...16
18 / 1.0 x 5.5 mm

Cross-connection of ZDU 16 and ZDU 35 is possible using the ZQV 35-16. Cross-connection of ZDU 10 and ZDU 16 is possible using the ZQV 16-10.

Type	Qty.	Order No.
ZDU 16	25	1745230000
ZDU 16 BL	25	1745240000

Type	current	Qty.	Order No.
ZQV 16/2	76 A	25	1739690000
	Width		
ZAP/TW ZDU16	3 mm	20	1745150000
ZAP/TW ZDU16 BL	3 mm	20	1764100000
ZEW 35	6 mm	20	9540000000
SDIS SL 1.0X4.5X125		1	1274680000
ZAD 5/5	14.15 mm	20	1745210000

DEK 5/5 / WS 15/5

ZDU 16/3 AN — 16 mm²

Three connections



12.1 x 99 x 51.5
76 / 25
1.5...25

IEC 60947-7-1 — Ex e II — II 2 G D

IEC	UL	CSA	EN 60079-7
800	600 (C)	600 (C)	550
76	65 (C)	65 (C)	66
16	AWG 14...4	AWG 14...4	16
8 kV / 3			
A7 / V-0			

KEMA 00ATEX2107 U

Rated connection
1.5...16 / 1.5...25
1.5...16 / 1.5...16
18 / 1.0 x 5.5 mm

Type	Qty.	Order No.
ZDU 16/3AN	20	1768320000
ZDU 16/3AN BL	20	1768330000

Type	current	Qty.	Order No.
	Width		
ZAP/TW 10/16	3 mm	20	1749580000
ZAP/TW 10/16 BL	3 mm	20	1768520000
ZEW 35	6 mm	20	9540000000
SDIS SL 1.0X4.5X125		1	1274680000
ZAD 5/5	14.15 mm	20	1745210000

DEK 5/5 / WS 15/5

ZEI 16 — 16 mm²

Supply terminal

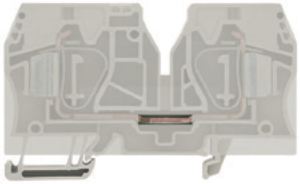

15 x 82.5 x 51.5
76 / 25
1.5...25

IEC 60947-7-1

IEC	UL	CSA
500	600 (C)	600 (C)
76	65 (C)	65 (C)
16	AWG 14...4	AWG 14...4
8 kV / 3		
A7 / V-0		

Rated connection
1.5...16 / 1.5...25
1.5...16 / 1.5...16
18 / 1.0 x 5.5 mm

Type	Qty.	Order No.
ZEI 16	20	1745350000
ZEI 16 BL	20	1766240000

Integrated end plate.

Type	current	Qty.	Order No.
ZQV 2.5/2	24 A	60	1608860000
ZQV 4/3 GE	32 A	60	1608960000
ZQV 6/4 GE	41 A	60	1627870000
	Width		
ZEW 35	6 mm	20	9540000000
SDIS SL 1.0X4.5X125		1	1274680000
ZAD 5/5	14.15 mm	20	1745210000

DEK 5/5 / WS 15/5

Standard form

Z-series standard ranges provide solutions for conductor cross-sections from 0.05 to 35 mm².

In hazardous area applications, the installation instructions and the rated data specifications for accessories given in the technical appendix must be followed.

ZDU 35 — 35 mm²

Two connections



Width/Length/Height of lowest version	mm
max. current / max. cond. cross-section	A/mm²
Max. clamping range	mm²

16 x 100.5 x 59.5	
125 / 35	
2.5...35	



Technical data

IEC 60947-7-1 — Ex e II — II 2 G D

Rated data		IEC	UL	CSA	EN 60079-7
Rated voltage	V	800	600 (C)	600 (C)	550
Rated current	A	125	120 (C)	120 (C)	109
Rated cross-section	mm²	35	AWG 12...2	AWG 12...2	35
Rated impulse withstand voltage / Pollution severity		8 kV / 3			
Gauge to IEC 60947-1 / Flammability class UL94		A8 / V-0			
Approvals		KEMA 00ATEX2107 U			
Clamped conductors (H05V/H07V)		**Rated connection**			
Solid / stranded	mm²	2.5...16 / 2.5...35			
Flexible / Flexible with ferrule	mm²	2.5...35 / 2.5...35			
Stripping length / Blade size	mm/-	25 / 1.0 x 5.5 mm			
Note		Cross-connection of ZDU 10 and ZDU 35 is possible using the ZQV 35-10. Cross-connection of ZDU 16 and ZDU 35 is possible using the ZQV 35-16.			

Ordering data

Version	Type	Qty.	Order No.
Dark beige Wemid	ZDU 35	10	**1739620000**
Blue Wemid	ZDU 35 BL	10	**1739630000**
Note	Integrated end plate.		

Accessories

Pluggable cross-connection	Type	current	Qty.	Order No.
2-pole	ZQV 35/2	105 A	10	**1739700000**
3-pole				
4-pole				
10-pole				
20-/24-pole				
End plate / Partition plate				
Dark beige Wemid				
Blue Wemid				
End bracket		**Width**		
Dark beige Wemid	ZEW 35	6 mm	20	**9540000000**
Test adapter				
Standard				
With assembly peg				
Screwdriver				
Standard	SDIS SL 1.0X4.5X125		1	**1274680000**
Reducing sleeves				
For conductors < 0.5 mm² / AWG 20				
For conductors < 1.0 mm² / AWG 18				
Cover				
With lightning flash symbol	ZAD 6/5	18.74 mm	20	**1752620000**

Identification systems (see assortment in catalogue 7)	
Marking tags	DEK 5/5 / WS 15/5
Note	

Roof-style

The compact terminal range for conductor cross-sections 0.13 to 16 mm².

In hazardous area applications, the installation instructions and the rated data specifications for accessories given in the technical appendix must be followed.

Width/Length/Height of lowest version	mm
max. current / max. cond. cross-section	A/mm²
Max. clamping range	mm²

ZDU 2.5-2 — 2.5 mm²

Two connections



5.1 x 50.5 x 44	
24 / 4	
0.13...4	

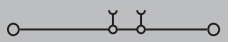

ZDU 2.5-2/3AN — 2.5 mm²

Three connections

5.1 x 50.5 x 44	
24 / 4	
0.13...4	

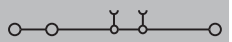

Technical data

Rated data		ZDU 2.5-2				ZDU 2.5-2/3AN			
		IEC 60947-7-1		Ex e II	II 2 G D	IEC 60947-7-1		Ex e II	II 2 G D
		IEC	UL	CSA	EN 60079-7	IEC	UL	CSA	EN 60079-7
Rated voltage	V	800	600 (C)	600 (C)	550	800	600 (C)	600 (C)	550
Rated current	A	24	24 (C)	24 (C)	21	24	20 (C)	23 (C)	21
Rated cross-section	mm²	2.5	AWG 26...12	AWG 26...12	2.5	2.5	AWG 26...12	AWG 26...14	2.5
Rated impulse withstand voltage / Pollution severity		8 kV / 3				8 kV / 3			
Gauge to IEC 60947-1 / Flammability class UL94		A2 / V-0				A2 / V-0			
Approvals		KEMA 97ATEX4677 U				KEMA 97ATEX4677 U			
Clamped conductors (H05V/H07V)		**Rated connection**				**Rated connection**			
Solid / stranded	mm²	0.5...4				0.5...4			
Flexible / Flexible with ferrule	mm²	0.5...2.5 / 0.5...2.5				0.5...2.5 / 0.5...2.5			
Stripping length / Blade size	mm/-	10 / 0.6 x 3.5 mm				10 / 0.6 x 3.5 mm			
Note		2.5 mm² flexible wires with wire-end ferrules are crimped with the Weidmüller PZ 6/5 crimping tool.				2.5 mm² flexible wires with wire-end ferrules are crimped with the Weidmüller PZ 6/5 crimping tool.			

Ordering data

Version	ZDU 2.5-2 Type	Qty.	Order No.	ZDU 2.5-2/3AN Type	Qty.	Order No.
Dark beige Wemid	ZDU 2.5-2	100	1772060000	ZDU 2.5-2/3AN	100	1706010000
Blue Wemid	ZDU 2.5-2 BL	100	1772070000	ZDU 2.5-2/3AN BL	100	1706040000
Note	The rated voltage is reduced to 400 V when using the cross-connection.			The rated voltage is reduced to 400 V when using the cross-connection.		

Accessories

Pluggable cross-connection	ZDU 2.5-2 Type	current	Qty.	Order No.	ZDU 2.5-2/3AN Type	current	Qty.	Order No.
2-pole	ZQV 2.5/2	24 A	60	1608860000	ZQV 2.5/2	24 A	60	1608860000
3-pole	ZQV 2.5/3	24 A	60	1608870000	ZQV 2.5/3	24 A	60	1608870000
4-pole	ZQV 2.5/4	24 A	60	1608880000	ZQV 2.5/4	24 A	60	1608880000
10-pole	ZQV 2.5/10	24 A	20	1608940000	ZQV 2.5/10	24 A	20	1608940000
20-/24-pole	ZQV 2.5/20	24 A	20	1908960000	ZQV 2.5/20	24 A	20	1908960000
End plate / Partition plate		**Width**				**Width**		
Dark beige Wemid	ZAP/TW7	2.5 mm	50	1706110000	ZAP/TW7	2.5 mm	50	1706110000
Blue Wemid	ZAP/TW7 BL	2.5 mm	50	1706120000	ZAP/TW7 BL	2.5 mm	50	1706120000
End bracket								
Dark beige Wemid	ZEW 35	6 mm	20	9540000000	ZEW 35	6 mm	20	9540000000
Test adapter								
With assembly peg	ZTA 4	5.1 mm	25	1688110000	ZTA 4	5.1 mm	25	1688110000
Screwdriver								
Standard	SDIS SL 0.6X3.5X100		1	1274660000	SDIS SL 0.6X3.5X100		1	1274660000
Reducing sleeves								
For conductors < 0.5 mm² / AWG 20	ZRH 1.5H/1	4.85 mm	1000	1678810000	ZRH 1.5H/1	4.85 mm	1000	1678810000
For conductors < 1.0 mm² / AWG 18	ZRH 1.5H/2	4.85 mm	1000	1678800000	ZRH 1.5H/2	4.85 mm	1000	1678800000
Cover								
With lightning flash symbol	ZAD 1/4-2 GE	8 mm	20	1764560000	ZAD 1/4-2 GE	8 mm	20	1764560000

Identification systems (see assortment in catalogue 7)		
Marking tags	DEK 5/5 / WS 14/5	DEK 5/5 / WS 14/5
Note	The rated voltage is decreased to 250 V when using the shielding rail LS 2.8 (1056400000).	The rated voltage is decreased to 250 V when using the shielding rail LS 2.8 (1056400000).

ZDU 2.5-2/4AN — 2.5 mm²

Four connections

5.1 x 50.5 x 44
24 / 4
0.13...4

IEC 60947-7-1 — Ex e II — II 2 G D

IEC	UL	CSA	EN 60079-7
800	600 (C)	600 (C)	550
24	20 (C)	23 (C)	21
2.5	AWG 26...12	AWG 26...14	2.5
8 kV / 3			
A2 / V-0			

KEMA 97ATEX4677 U

Rated connection
0.5...4
0.5...2.5 / 0.5...2.5
10 / 0.6 x 3.5 mm

2.5 mm² flexible wires with wire-end ferrules are crimped with the Weidmüller PZ 6/5 crimping tool.

Type	Qty.	Order No.
ZDU 2.5-2/4AN	100	1706060000
ZDU 2.5-2/4AN BL	100	1706070000

The wire cross section is decreased to 1.5 mm² when using the ZQB 2.5 for single core and finely stranded wires.

Type	current	Qty.	Order No.
ZQB 2.5-2	24 A	50	1677120000
	Width		
ZAP/TW7	2.5 mm	50	1706110000
ZAP/TW7 BL	2.5 mm	50	1706120000
ZEW 35	6 mm	20	9540000000
ZTA 4	5.1 mm	25	1688110000
SDIS SL 0.6X3.5X100		1	1274660000
ZRH 1.5H/1	4.85 mm	1000	1678810000
ZRH 1.5H/2	4.85 mm	1000	1678800000
ZAD 1/4-2 GE	8 mm	20	1764560000

DEK 5/5 / WS 14/5

The rated voltage is decreased to 250 V when using the shielding rail LS 2.8 (1056400000).

ZDU 4-2 — 4 mm²

Two connections

6.1 x 61.5 x 46
32 / 6
0.13...6

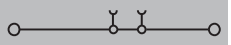

IEC 60947-7-1 — Ex e II — II 2 G D

IEC	UL	CSA	EN 60079-7
800	600 (C)	600 (C)	550
32	33 (C)	35 (C)	28
4	AWG 26...10	AWG 26...10	4
8 kV / 3			
A3 / V-0			

KEMA 97ATEX4677 U

Rated connection
0.5...6
0.5...4 / 0.5...4
10 / 0.6 x 3.5 mm

Type	Qty.	Order No.
ZDU 4-2/2AN	100	1770370000
ZDU 4-2/2AN BL	100	1770840000

The rated voltage is reduced to 400 V when using the cross-connection.

Type	current	Qty.	Order No.
ZQV 4/2 GE	32 A	60	1608950000
ZQV 4/3 GE	32 A	60	1608960000
ZQV 4/4 GE	32 A	60	1608970000
ZQV 4/10 GE	32 A	20	1609030000
ZQV 4/20 GE	32 A	20	1909010000
	Width		
ZAP ZDU4-2	2 mm	50	1770400000
ZAP ZDU4-2 BL	2 mm	50	1770880000
ZEW 35	6 mm	20	9540000000
ZTA 6/ZA	6.1 mm	25	1780660000
SDIS SL 0.6X3.5X100		1	1274660000
ZAD 1/4	8 mm	20	1609110000

DEK 5/6 / WS 12/6

The rated voltage is decreased to 250 V when using the shielding rail LS 2.8 (1056400000).

ZDU 4-2/3AN — 4 mm²

Three connections

6.1 x 61.5 x 46
38 / 6
0.13...6

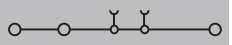

IEC 60947-7-1 — Ex e II — II 2 G D

IEC	UL	CSA	EN 60079-7
800	600 (C)	600 (C)	550
32	33 (C)	35 (C)	28
4	AWG 26...10	AWG 26...10	4
8 kV / 3			
A3 / V-0			

KEMA 97ATEX4677 U

Rated connection
0.5...6
0.5...4 / 0.5...4
10 / 0.6 x 3.5 mm

Type	Qty.	Order No.
ZDU 4-2/3AN	100	1770360000
ZDU 4-2/3AN BL	100	1770860000

The rated voltage is reduced to 400 V when using the cross-connection.

Type	current	Qty.	Order No.
ZQV 4/2 GE	32 A	60	1608950000
ZQV 4/3 GE	32 A	60	1608960000
ZQV 4/4 GE	32 A	60	1608970000
ZQV 4/10 GE	32 A	20	1609030000
ZQV 4/20 GE	32 A	20	1909010000
	Width		
ZAP ZDU4-2	2 mm	50	1770400000
ZAP ZDU4-2 BL	2 mm	50	1770880000
ZEW 35	6 mm	20	9540000000
ZTA 6/ZA	6.1 mm	25	1780660000
SDIS SL 0.6X3.5X100		1	1274660000
ZAD 1/4	8 mm	20	1609110000

WS 12/6

The rated voltage is decreased to 250 V when using the shielding rail LS 2.8 (1056400000).

Roof-style

The compact terminal range for conductor cross-sections 0.13 to 16 mm²

In hazardous area applications, the installation instructions and the rated data specifications for accessories given in the technical appendix must be followed.

Width/Length/Height of lowest version	mm
max. current / max. cond. cross-section	A/mm²
Max. clamping range	mm²

ZDU 4-2/3AN LSC — 4 mm²

Three connections

6.1 x 61.5 x 46	
38 / 6	
0.13...6	

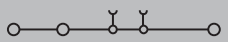

ZDU 4-2/4AN — 4 mm²

Four connections

6.1 x 75.1 x 46	
32 / 6	
0.13...6	

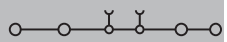

Technical data

Rated data		ZDU 4-2/3AN LSC				ZDU 4-2/4AN			
		IEC 60947-7-1			Ex e II II 2 G D	IEC 60947-7-1			Ex e II II 2 G D
		IEC	UL	CSA	EN 60079-7	IEC	UL	CSA	EN 60079-7
Rated voltage	V	800			550	800	600 (C)	600 (C)	550
Rated current	A	32			28	32	33 (C)	35 (C)	28
Rated cross-section	mm²	4			4	4	AWG 26...10	AWG 26...10	4
Rated impulse withstand voltage / Pollution severity		8 kV / 3				8 kV / 3			
Gauge to IEC 60947-1 / Flammability class UL94		A3 / V-0				A3 / V-0			
Approvals		KEMA 97ATEX4677 U				KEMA 97ATEX4677 U			
Clamped conductors (H05V/H07V)		**Rated connection**				**Rated connection**			
Solid / stranded	mm²	0.5...6				0.5...6			
Flexible / Flexible with ferrule	mm²	0.5...4 / 0.5...4				0.5...4 / 0.5...4			
Stripping length / Blade size	mm/-	10 / 0.6 x 3.5 mm				10 / 0.6 x 3.5 mm			
Note		The ZDU 4-2/3AN LSC version can be mounted on a 40mm Lütze frame.							

Ordering data

Version	ZDU 4-2/3AN LSC Type	Qty.	Order No.	ZDU 4-2/4AN Type	Qty.	Order No.
Dark beige Wemid	ZDU 4-2/3AN LSC	100	1790520000	ZDU 4-2/4AN	100	1806980000
Blue Wemid				ZDU 4-2/4AN BL	100	1806990000
Note	The rated voltage is reduced to 400 V when using the cross-connection.			The rated voltage is reduced to 400 V when using the cross-connection.		

Accessories

Pluggable cross-connection	ZDU 4-2/3AN LSC Type	current	Qty.	Order No.	ZDU 4-2/4AN Type	current	Qty.	Order No.
2-pole	ZQV 4/2 GE	32 A	60	1608950000	ZQV 4/2 GE	32 A	60	1608950000
3-pole	ZQV 4/3 GE	32 A	60	1608960000	ZQV 4/3 GE	32 A	60	1608960000
4-pole	ZQV 4/4 GE	32 A	60	1608970000	ZQV 4/4 GE	32 A	60	1608970000
10-pole	ZQV 4/10 GE	32 A	20	1609030000	ZQV 4/10 GE	32 A	20	1609030000
20-/24-pole	ZQV 4/20 GE	32 A	20	1909010000	ZQV 4/20 GE	32 A	20	1909010000
End plate / Partition plate		**Width**				**Width**		
Dark beige Wemid	ZAP ZDU4-2	2 mm	50	1770400000	ZAP ZDU4-2/4AN	2 mm	50	1807010000
Blue Wemid	ZAP ZDU4-2 BL	2 mm	50	1770880000	ZAP ZDU4-2/4AN BL	2 mm	50	1807020000
End bracket								
Dark beige Wemid	ZEW 35	6 mm	20	9540000000	ZEW 35	6 mm	20	9540000000
Test adapter								
With assembly peg	ZTA 6/ZA	6.1 mm	25	1780660000	ZTA 6/ZA	6.1 mm	25	1780660000
Screwdriver								
Standard	SDIS SL 0.6X3.5X100		1	1274660000	SDIS SL 0.6X3.5X100		1	1274660000
Reducing sleeves								
For conductors < 0.5 mm² / AWG 20								
For conductors < 1.0 mm² / AWG 18								
Cover								
With lightning flash symbol	ZAD 1/4	8 mm	20	1609110000	ZAD 1/4	8 mm	20	1609110000

Identification systems (see assortment in catalogue 7)		
Marking tags	DEK 5/6 / WS 12/6	DEK 5/6 / WS 12/6
Note	The rated voltage is decreased to 250 V when using the shielding rail LS 2.8 (1056400000).	

ZDU 6-2/2AN — 6 mm²

Two connections

8.1 x 68 x 50
41 / 10
0.22...10



IEC 60947-7-1 — Ex e II — II 2 G D

IEC	UL	CSA	EN 60079-7
800	600 (C)	600 (C)	550
41	45 (C)	50 (C)	36
6	AWG 22...8	AWG 20...8	6
8 kV / 3			
A5 / V-0			
KEMA 97ATEX4677 U			

Rated connection
0.5...10
0.5...10 / 0.5...6
12 / 0.6 x 3.5 mm, 0.8 x 4.0 mm

Type	Qty.	Order No.
ZDU 6-2/2AN	50	1771380000
ZDU 6-2/2AN BL	50	1771390000

The rated voltage is reduced to 400 V when using the cross-connection.

Type	current	Qty.	Order No.
ZQV 6/2 GE	41 A	60	1627850000
ZQV 6/3 GE	41 A	60	1627860000
ZQV 6/4 GE	41 A	60	1627870000
ZQV 6/24 GE	41 A	10	1908990000
	Width		
ZAP ZDU6-2	2 mm	50	1771440000
ZEW 35	6 mm	20	9540000000
ZTA 7/ZA	8.1 mm	25	1780670000
SDIS SL 0.8X4.0X100		1	1274670000

DEK 5/8

ZDU 6-2/3AN — 6 mm²

Three connections

8.1 x 68 x 50
41 / 10
0.22...10



IEC 60947-7-1 — Ex e II — II 2 G D

IEC	UL	CSA	EN 60079-7
800	600 (C)	600 (C)	550
41	45 (C)	50 (C)	36
6	AWG 22...8	AWG 20...8	6
8 kV / 3			
A5 / V-0			
KEMA 97ATEX4677 U			

Rated connection
0.5...10
0.5...10 / 0.5...6
12 / 0.6 x 3.5 mm, 0.8 x 4.0 mm

Type	Qty.	Order No.
ZDU 6-2/3AN	50	1771410000
ZDU 6-2/3AN BL	50	1771420000

The rated voltage is reduced to 400 V when using the cross-connection.

Type	current	Qty.	Order No.
ZQV 6/2 GE	41 A	60	1627850000
ZQV 6/3 GE	41 A	60	1627860000
ZQV 6/4 GE	41 A	60	1627870000
ZQV 6/24 GE	41 A	10	1908990000
	Width		
ZAP ZDU6-2	2 mm	50	1771440000
ZEW 35	6 mm	20	9540000000
ZTA 7/ZA	8.1 mm	25	1780670000
SDIS SL 0.8X4.0X100		1	1274670000

DEK 5/8

ZEI 16-2 /1 AN — 16 mm²

Supply terminal

14 x 61.5 x 51.5
76 / 25
1.5...25

IEC 60947-7-1

IEC	UL	CSA
800	600 (C)	600 (C)
76	65 (C)	65 (C)
16	AWG 14...4	AWG 14...4
6 kV / 3		
A7 / V-0		

Rated connection
1.5...10 / 16...25
1.5...16 / 1.5...16
18 / 1.0 x 5.5 mm

Rated voltage is reduced to 400 V or the IP rated voltage of the distribution terminals.

Type	Qty.	Order No.
ZEI 16-2/1AN	20	1772940000
ZEI 16-2/1AN BL	20	1772950000

Integrated end plate.

Type	current	Qty.	Order No.
ZQV 2.5/2	24 A	60	1608860000
ZQV 4/3 GE	32 A	60	1608960000
ZQV 6/4 GE	41 A	60	1627870000
	Width		
ZAP/Z...16-2/1AN	2.5 mm	10	1772970000
ZEW 35	6 mm	20	9540000000
SDIS SL 1.0X4.5X125		1	1274680000

DEK 8

The plug-in cross-connections ZQV 2.5/..., ZQV 4/... and ZQV 6/... can be used.

Compact style

In hazardous area applications, the installation instructions and the rated data specifications for accessories given in the technical appendix must be followed.

ZDU 2.5N — 2.5 mm²

2 connections



Width/Length/Height of lowest version	mm	5.1 x 50.5 x 39
max. current / max. cond. cross-section	A/mm²	**24 / 4**
Max. clamping range	mm²	**0.05...4**

ZDU 2.5N/3AN — 2.5 mm²

3 connections



5.1 x 56.5 x 39
24 / 4
0.05...4

Technical data

		ZDU 2.5N	ZDU 2.5N/3AN
Rated data		IEC 60947-7-1 / II 2 G D	IEC 60947-7-1 / II 2 G D
		IEC / UL / CSA	IEC / UL / CSA
Rated voltage	V	800 / 300 (C) / 300 (C)	800 / 300 (C) / 300 (C)
Rated current	A	24 / 20 (C) / 24 (C)	24 / 20 (C) / 24 (C)
Rated cross-section	mm²	2.5 / AWG 30...12 / AWG 30...12	2.5 / AWG 30...12 / AWG 30...12
Rated impulse withstand voltage / Pollution severity		6 kV / 3	6 kV / 3
Gauge to IEC 60947-1 / Flammability class UL94		A2 / V-0	A2 / V-0
Approvals			
Clamped conductors (H05V/H07V)		**Rated connection**	**Rated connection**
Solid / stranded	mm²	0.5...4 / 1.5...2.5	0.5...4 / 1.5...2.5
Flexible / Flexible with ferrule	mm²	0.5...2.5 / 0.5...1.5	0.5...2.5 / 0.5...1.5
Stripping length / Blade size	mm/-	10 / 0.6 x 3.5 mm	10 / 0.6 x 3.5 mm
Note		2.5 mm² flexible wires with wire-end ferrules are crimped with the Weidmüller PZ 6/5 crimping tool.	2.5 mm² flexible wires with wire-end ferrules are crimped with the Weidmüller PZ 6/5 crimping tool.

Ordering data

Version	ZDU 2.5N Type	Qty.	Order No.	ZDU 2.5N/3AN Type	Qty.	Order No.
Dark beige Wemid	ZDU 2.5N	50	1933700000	ZDU 2.5N/3AN	50	1933720000
Blue Wemid	ZDU 2.5N BL	50	1933710000	ZDU 2.5N/3AN BL	50	1933730000
Note						

Accessories

Pluggable cross-connection	ZDU 2.5N Type	current	Qty.	Order No.	ZDU 2.5N/3AN Type	current	Qty.	Order No.
2-pole	ZQV 2.5/2	24 A	60	1608860000	ZQV 2.5/2	24 A	60	1608860000
3-pole	ZQV 2.5/3	24 A	60	1608870000	ZQV 2.5/3	24 A	60	1608870000
4-pole	ZQV 2.5/4	24 A	60	1608880000	ZQV 2.5/4	24 A	60	1608880000
10-pole	ZQV 2.5/10	24 A	20	1608940000	ZQV 2.5/10	24 A	20	1608940000
20-/24-pole	ZQV 2.5/20	24 A	20	1908960000	ZQV 2.5/20	24 A	20	1908960000
End plate / Partition plate		**Width**				**Width**		
Dark beige Wemid	ZAP/TW ZDU/ZPE 2.5N	2 mm	20	1933790000	ZAP/TW ZDU/ZPE 2.5N/3AN	2 mm	50	1933800000
End bracket								
Dark beige Wemid	ZEW 35	6 mm	20	9540000000	ZEW 35	6 mm	20	9540000000
Test adapter								
Standard	ZTA ZT2.5	5.1 mm	25	1827080000	ZTA ZT2.5	5.1 mm	25	1827080000
With assembly peg	ZTA ZT2.5/ZA	5.1 mm	25	1847600000	ZTA ZT2.5/ZA	5.1 mm	25	1847600000
Screwdriver								
Standard	SDIS SL 0.6X3.5X100		1	1274660000	SDIS SL 0.6X3.5X100		1	1274660000
Reducing sleeves								
For conductors < 0.5 mm² / AWG 20	ZRH 1.5H/1	4.85 mm	1000	1678810000	ZRH 1.5H/1	4.85 mm	1000	1678810000
For conductors < 1.0 mm² / AWG 18	ZRH 1.5H/2	4.85 mm	1000	1678800000	ZRH 1.5H/2	4.85 mm	1000	1678800000
Cover								
With lightning flash symbol	ZAD 9/4	6 mm	20	1934160000	ZAD 9/4	6 mm	20	1934160000

Identification systems (see assortment in catalogue 7)	ZDU 2.5N	ZDU 2.5N/3AN
Marking tags	DEK 5/5 / WS 10/5	DEK 5/5 / WS 10/5
Note	2.5 mm² wires with wire ferrules including the plastic collar only clampable with diameter-optimised collar (Order no. 1333100000, pack of 500).	2.5 mm² wires with wire ferrules including the plastic collar only clampable with diameter-optimised collar (Order no. 1333100000, pack of 500).

ZDU 2.5N/4AN — 2.5 mm²

4 connections



5.1 x 60 x 39
24 / 4
0.05...4

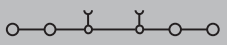

IEC 60947-7-1 — II 2 G D

IEC	UL	CSA
800	300 (C)	300 (C)
24	20 (C)	24 (C)
2.5	AWG 30...12	AWG 30...12
	6 kV / 3	
	A2 / V-0	

Rated connection
0.5...4 / 1.5...2.5
0.5...2.5 / 0.5...1.5
10 / 0.6 x 3.5 mm

2.5 mm² flexible wires with wire-end ferrules are crimped with the Weidmüller PZ 6/5 crimping tool.

Type	Qty.	Order No.
ZDU 2.5N/4AN	50	1933740000
ZDU 2.5N/4AN BL	50	1933750000

Type	current	Qty.	Order No.
ZQV 2.5/2	24 A	60	1608860000
ZQV 2.5/3	24 A	60	1608870000
ZQV 2.5/4	24 A	60	1608880000
ZQV 2.5/10	24 A	20	1608940000
ZQV 2.5/20	24 A	20	1908960000
	Width		
ZAP/TW ZDU/ZPE 2.5N/4AN	2 mm	50	1933810000
ZEW 35	6 mm	20	9540000000
ZTA ZT2.5	5.1 mm	25	1827080000
ZTA ZT2.5/ZA	5.1 mm	25	1847600000
SDIS SL 0.6X3.5X100		1	1274660000
ZRH 1.5H/1	4.85 mm	1000	1678810000
ZRH 1.5H/2	4.85 mm	1000	1678800000
ZAD 9/4	6 mm	20	1934160000

DEK 5/5 / WS 10/5

2.5 mm² wires with wire ferrules including the plastic collar only clampable with diameter-optimised collar (Order no. 1333100000, pack of 500).

Standard form

Z-series standard ranges provide solutions for conductor cross-sections from 0.05 to 35 mm².

In hazardous area applications, the installation instructions and the rated data specifications for accessories given in the technical appendix must be followed.

		ZDK 1.5 — 1.5 mm²	ZDK 1.5V — 1.5 mm²
		Double-level terminal	Vertically cross-connected double-level terminal
Width/Length/Height of lowest version	mm	3.5 x 75.5 x 50	3.5 x 75.5 x 50
max. current / max. cond. cross-section	A/mm²	**17.5 / 1.5**	**17.5 / 1.5**
Max. clamping range	mm²	**0.05...1.5**	**0.05...1.5**



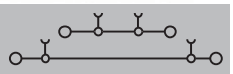



Technical data

		ZDK 1.5			ZDK 1.5V		
Rated data		IEC 60947-7-1			IEC 60947-7-1		
		IEC	**UL**	**CSA**	**IEC**	**UL**	**CSA**
Rated voltage	V	500	300 (D)	600 (C)	500	300 (D)	600 (C)
Rated current	A	17.5	10 (D)	10 (C)	17.5	10 (D)	10 (C)
Rated cross-section	mm²	1.5	AWG 28...16	AWG 28...16	1.5	AWG 28...16	AWG 28...16
Rated impulse withstand voltage / Pollution severity		6 kV / 3			6 kV / 3		
Gauge to IEC 60947-1 / Flammability class UL94		B1 / V-0			B1 / V-0		
Approvals							
Clamped conductors (H05V/H07V)		**Rated connection**			**Rated connection**		
Solid / stranded	mm²	0.5...1.5			0.5...1.5		
Flexible / Flexible with ferrule	mm²	0.5...1.5 / 0.5...1.5			0.5...1.5 / 0.5...1.5		
Stripping length / Blade size	mm/-	10 / 0.4 x 2.0 mm			10 / 0.4 x 2.0 mm		
Note							

Ordering data

Version	ZDK 1.5 Type	Qty.	Order No.	ZDK 1.5V Type	Qty.	Order No.
Dark beige Wemid	ZDK 1.5	100	**1791100000**	ZDK 1.5V	100	**1791130000**
Blue Wemid	ZDK 1.5 BL	100	**1791110000**	ZDK 1.5V BL	100	**1791140000**
Note						

Accessories

Pluggable cross-connection	ZDK 1.5 Type	current	Qty.	Order No.	ZDK 1.5V Type	current	Qty.	Order No.
1.5-pole								
2-pole	ZQV 1.5/2	17.5 A	60	**1776120000**	ZQV 1.5/2	17.5 A	60	**1776120000**
3-pole	ZQV 1.5/3	17.5 A	60	**1776130000**	ZQV 1.5/3	17.5 A	60	**1776130000**
4-pole	ZQV 1.5/4	17.5 A	60	**1776140000**	ZQV 1.5/4	17.5 A	60	**1776140000**
10-pole	ZQV 1.5/10	17.5 A	20	**1776200000**	ZQV 1.5/10	17.5 A	20	**1776200000**
20-/24-pole								
End plate / Partition plate		**Width**				**Width**		
Dark beige Wemid	ZAP/TW ZDK1.5	2 mm	20	**1791160000**	ZAP/TW ZDK1.5	2 mm	20	**1791160000**
Blue Wemid	ZAP/TW ZDK1.5 BL	2 mm	20	**1791170000**	ZAP/TW ZDK1.5 BL	2 mm	20	**1791170000**
End bracket								
Dark beige Wemid	ZEW 35	6 mm	20	**9540000000**	ZEW 35	6 mm	20	**9540000000**
Test adapter								
Standard	ZTA 5	3.5 mm	25	**1776210000**	ZTA 5	3.5 mm	25	**1776210000**
With assembly peg	ZTA 5/ZA	3.5 mm	25	**1776220000**	ZTA 5/ZA	3.5 mm	25	**1776220000**
Screwdriver								
Standard	SDS 0.4X2.0X60		1	**9037160000**	SDS 0.4X2.0X60		1	**9037160000**
With "swifty set" cutting device								
Reducing sleeves								
For conductors < 0.5 mm² / AWG 20	ZRH 1.5S/1	4.55 mm	500	**1781950000**	ZRH 1.5S/1	4.55 mm	500	**1781950000**
For conductors < 1.0 mm² / AWG 18	ZRH 1.5S/2	4.55 mm	500	**1781960000**	ZRH 1.5S/2	4.55 mm	500	**1781960000**

Identification systems (see assortment in catalogue 7)	ZDK 1.5	ZDK 1.5V
Marking tags	DEK 5/3,5	DEK 5/3,5
Note		

ZDK 1.5 DU-PE

1.5 mm²

Double-level terminals (DU - PE)



3.5 x 75.5 x 50
17.5 / 1.5
0.05...1.5

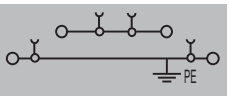

IEC 60947-7-1 (-7-2)

IEC	UL	CSA
500	300 (D)	
17.5	10 (D)	
1.5	AWG 28...16	AWG 28...16
	6 kV / 3	
	B1 / V-0	

Rated connection
0.5...1.5
0.5...1.5 / 0.5...1.5
10 / 0.4 x 2.0 mm

Type	Qty.	Order No.
ZDK 1.5DU-PE	100	**1791120000**

Upper level: feed-through terminal
Lower level: PE terminal

Type	current	Qty.	Order No.
ZQV 1.5/2	17.5 A	60	**1776120000**
ZQV 1.5/3	17.5 A	60	**1776130000**
ZQV 1.5/4	17.5 A	60	**1776140000**
ZQV 1.5/10	17.5 A	20	**1776200000**
	Width		
ZAP/TW ZDK1.5	2 mm	20	**1791160000**
ZAP/TW ZDK1.5 BL	2 mm	20	**1791170000**
ZEW 35	6 mm	20	**9540000000**
ZTA 5	3.5 mm	25	**1776210000**
ZTA 5/ZA	3.5 mm	25	**1776220000**
SDS 0.4X2.0X60		1	**9037160000**
ZRH 1.5S/1	4.55 mm	500	**1781950000**
ZRH 1.5S/2	4.55 mm	500	**1781960000**

DEK 5/3,5

Standard form

Z-series standard ranges provide solutions for conductor cross-sections from 0.05 to 35 mm².

In hazardous area applications, the installation instructions and the rated data specifications for accessories given in the technical appendix must be followed.

Width/Length/Height of lowest version	mm
max. current / max. cond. cross-section	A/mm²
Max. clamping range	mm²

ZDK 2.5 — 2.5 mm²

Double-level terminal



5.1 x 79.5 x 54	
20 / 2.5	
0.05...2.5	

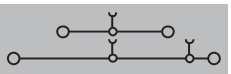

ZDK 2.5 V — 2.5 mm²

Vertically cross-connected double-level terminal



5.1 x 79.5 x 54	
20 / 2.5	
0.05...2.5	

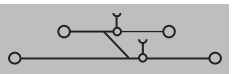

Technical data

Rated data		ZDK 2.5				ZDK 2.5 V			
		IEC 60947-7-1		Ex e II	II 2 G D	IEC 60947-7-1		Ex e II	II 2 G D
		IEC	UL	CSA	EN 60079-7	IEC	UL	CSA	EN 60079-7
Rated voltage	V	500	300 (C)	300 (C)	275	500	300 (C)	300 (D)	275
Rated current	A	20	15 (C)	25 (C)	18	20	15 (C)	10 (D)	20
Rated cross-section	mm²	2.5	AWG 26...14	AWG 26...12	2.5	2.5	AWG 26...14	AWG 26...12	2.5
Rated impulse withstand voltage / Pollution severity		6 kV / 3				6 kV / 3			
Gauge to IEC 60947-1 / Flammability class UL94		A2 / V-0				A2 / V-0			
Approvals		KEMA 97ATEX4677 U				KEMA 97ATEX4677 U			
Clamped conductors (H05V/H07V)		**Rated connection**				**Rated connection**			
Solid / stranded	mm²	0.5...2.5				0.5...2.5			
Flexible / Flexible with ferrule	mm²	0.5...2.5 / 0.5...2.5				0.5...2.5 / 0.5...2.5			
Stripping length / Blade size	mm/-	10 / 0.6 x 3.5 mm				10 / 0.6 x 3.5 mm			
Note		2.5 mm² flexible wires with wire-end ferrules are crimped with the Weidmüller PZ 6/5 crimping tool.				2.5 mm² flexible wires with wire-end ferrules are crimped with the Weidmüller PZ 6/5 crimping tool.			

Ordering data

Version	ZDK 2.5 Type	Qty.	Order No.	ZDK 2.5V Type	Qty.	Order No.
Dark beige Wemid	ZDK 2.5	50	**1674300000**	ZDK 2.5V	50	**1689990000**
Blue Wemid	ZDK 2.5 BL	50	**1678630000**	ZDK 2.5V BL	50	**1745880000**
Note	ZBS 1 component plug ZBS 1 can be used for LED (1764550000).					

Accessories

Pluggable cross-connection	ZDK 2.5 Type	current	Qty.	Order No.	ZDK 2.5V Type	current	Qty.	Order No.
1.5-pole								
2-pole	ZQV 2.5/2	24 A	60	**1608860000**	ZQV 2.5/2	24 A	60	**1608860000**
3-pole	ZQV 2.5/3	24 A	60	**1608870000**	ZQV 2.5/3	24 A	60	**1608870000**
4-pole	ZQV 2.5/4	24 A	60	**1608880000**	ZQV 2.5/4	24 A	60	**1608880000**
10-pole	ZQV 2.5/10	24 A	20	**1608940000**	ZQV 2.5/10	24 A	20	**1608940000**
20-/24-pole	ZQV 2.5/20	24 A	20	**1908960000**	ZQV 2.5/20	24 A	20	**1908960000**
End plate / Partition plate		**Width**				**Width**		
Dark beige Wemid	ZAP/TW ZDK2.5	1.5 mm	20	**1674730000**	ZAP/TW ZDK2.5	1.5 mm	20	**1674730000**
Blue Wemid	ZAP/TW ZDK2.5 BL	1.5 mm	20	**1748800000**	ZAP/TW ZDK2.5 BL	1.5 mm	20	**1748800000**
End bracket								
Dark beige Wemid	ZEW 35	6 mm	20	**9540000000**	ZEW 35	6 mm	20	**9540000000**
Test adapter								
Standard								
With assembly peg	ZTA 4	5.1 mm	25	**1688110000**	ZTA 4	5.1 mm	25	**1688110000**
Screwdriver								
Standard	SDIS SL 0.6X3.5X100		1	**1274660000**	SDIS SL 0.6X3.5X100		1	**1274660000**
With "swifty set" cutting device								
Reducing sleeves								
For conductors < 0.5 mm² / AWG 20	ZRH 1.5H/1	4.85 mm	1000	**1678810000**	ZRH 1.5H/1	4.85 mm	1000	**1678810000**
For conductors < 1.0 mm² / AWG 18	ZRH 1.5H/2	4.85 mm	1000	**1678800000**	ZRH 1.5H/2	4.85 mm	1000	**1678800000**

Identification systems (see assortment in catalogue 7)		
Marking tags	DEK 5/5 / WS 12/5	DEK 5/5 / WS 10/5
Note	ZVQ 2.5/15 (1720700000) connects two busbars, one above the other.	

ZDK 2.5 DU-PE — 2.5 mm²

Phase - PE conductor



5.1 x 79.5 x 54
24 / 2.5
0.05...2.5

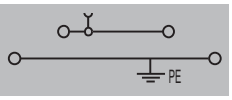

IEC 60947-7-1 (-7-2) — Ex e II — II 2 G D

IEC	UL	CSA	EN 60079-7
500	300 (C)	300 (D)	275
20	15 (C)	10 (D)	20
2.5	AWG 26...14	AWG 26...12	2.5
6 kV / 3			
A2 / V-0			
KEMA 97ATEX4677 U			

Rated connection
0.5...2.5
0.5...2.5 / 0.5...2.5
10 / 0.6 x 3.5 mm

2.5 mm² flexible wires with wire-end ferrules are crimped with the Weidmüller PZ 6/5 crimping tool.

Type	Qty.	Order No.
ZDK 2.5DU-PE	50	1689970000

Type	current	Qty.	Order No.
ZQV 2.5/2	24 A	60	1608860000
ZQV 2.5/3	24 A	60	1608870000
ZQV 2.5/4	24 A	60	1608880000
ZQV 2.5/10	24 A	20	1608940000
ZQV 2.5/20	24 A	20	1908960000
	Width		
ZAP/TW ZDK2.5	1.5 mm	20	1674730000
ZAP/TW ZDK2.5 BL	1.5 mm	20	1748800000
ZEW 35	6 mm	20	9540000000
ZTA 4	5.1 mm	25	1688110000
SDIS SL 0.6X3.5X100		1	1274660000
ZRH 1.5H/1	4.85 mm	1000	1678810000
ZRH 1.5H/2	4.85 mm	1000	1678800000

DEK 5/5 / WS 12/5

ZDK 2.5 N-DU — 2.5 mm²

Neutral conductor - phase



5.1 x 79.5 x 54
23 / 2.5
0.05...2.5

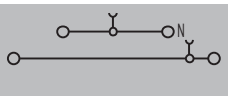

IEC 60947-7-1 — Ex e II — II 2 G D

IEC	UL	CSA	EN 60079-7
500	300 (C)	300 (D)	275
20	15 (C)	10 (D)	20
2.5	AWG 26...14	AWG 26...12	2.5
6 kV / 3			
A2 / V-0			
KEMA 97ATEX4677 U			

Rated connection
0.5...2.5
0.5...2.5 / 0.5...2.5
10 / 0.6 x 3.5 mm

2.5 mm² flexible wires with wire-end ferrules are crimped with the Weidmüller PZ 6/5 crimping tool.

Type	Qty.	Order No.
ZDK 2.5N-DU	50	1689960000

Type	current	Qty.	Order No.
ZQV 2.5/2	24 A	60	1608860000
ZQV 2.5/3	24 A	60	1608870000
ZQV 2.5/4	24 A	60	1608880000
ZQV 2.5/10	24 A	20	1608940000
ZQV 2.5/20	24 A	20	1908960000
	Width		
ZAP/TW ZDK2.5	1.5 mm	20	1674730000
ZAP/TW ZDK2.5 BL	1.5 mm	20	1748800000
ZEW 35	6 mm	20	9540000000
ZTA 4	5.1 mm	25	1688110000
SDIS SL 0.6X3.5X100		1	1274660000
ZRH 1.5H/1	4.85 mm	1000	1678810000
ZRH 1.5H/2	4.85 mm	1000	1678800000

DEK 5/5 / WS 12/5

ZDK 2.5 N-PE — 2.5 mm²

Neutral & PE conductor



5.1 x 79.5 x 54
24 / 2.5
0.05...2.5

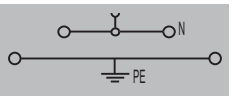

IEC 60947-7-1 (-7-2) — Ex e II — II 2 G D

IEC	UL	CSA	EN 60079-7
500	300 (C)	300 (D)	275
20	15 (C)	10 (D)	20
2.5	AWG 26...14	AWG 26...12	2.5
6 kV / 3			
A2 / V-0			
KEMA 97ATEX4677 U			

Rated connection
0.5...2.5
0.5...2.5 / 0.5...2.5
10 / 0.6 x 3.5 mm

2.5 mm² flexible wires with wire-end ferrules are crimped with the Weidmüller PZ 6/5 crimping tool.

Type	Qty.	Order No.
ZDK 2.5N-PE	50	1689980000

Type	current	Qty.	Order No.
ZQV 2.5/2	24 A	60	1608860000
ZQV 2.5/3	24 A	60	1608870000
ZQV 2.5/4	24 A	60	1608880000
ZQV 2.5/10	24 A	20	1608940000
ZQV 2.5/20	24 A	20	1908960000
	Width		
ZAP/TW ZDK2.5	1.5 mm	20	1674730000
ZAP/TW ZDK2.5 BL	1.5 mm	20	1748800000
ZEW 35	6 mm	20	9540000000
ZTA 4	5.1 mm	25	1688110000
SDIS SL 0.6X3.5X100		1	1274660000
ZRH 1.5H/1	4.85 mm	1000	1678810000
ZRH 1.5H/2	4.85 mm	1000	1678800000

DEK 5/5 / WS 12/5

Standard form

Z-series standard ranges provide solutions for conductor cross-sections from 0.05 to 35 mm².

In hazardous area applications, the installation instructions and the rated data specifications for accessories given in the technical appendix must be followed.

Width/Length/Height of lowest version	mm
max. current / max. cond. cross-section	A/mm²
Max. clamping range	mm²

ZDLD 2.5-2 N — 2.5 mm²

Three levels



5.1 x 110.5 x 70	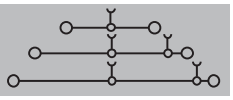
20 / 2.5	
0.13...2.5	

ZDLD 2.5-2 VN — 2.5 mm²

Vertically cross-connected multi-level terminal



5.1 x 110.5 x 70	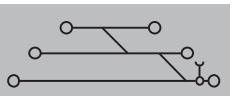
20 / 2.5	
0.13...2.5	

Technical data

		ZDLD 2.5-2 N			ZDLD 2.5-2 VN		
Rated data		IEC 60947-7-1			IEC 60947-7-1		
		IEC	UL	CSA	IEC	UL	CSA
Rated voltage	V	500	300 (D)	300 (D)	400	300 (D)	300 (D)
Rated current	A	20	10 (D)	10 (D)	20	10 (D)	10 (D)
Rated cross-section	mm²	2.5	AWG 26...12	AWG 26...12	2.5	AWG 26...12	AWG 26...12
Rated impulse withstand voltage / Pollution severity		6 kV / 3			6 kV / 3		
Gauge to IEC 60947-1 / Flammability class UL94		A2 / V-0			A2 / V-0		
Approvals							
Clamped conductors (H05V/H07V)		**Rated connection**			**Rated connection**		
Solid / stranded	mm²	0.5...2.5			0.5...2.5		
Flexible / Flexible with ferrule	mm²	0.5...2.5 / 0.5...2.5			0.5...2.5 / 0.5...2.5		
Stripping length / Blade size	mm/-	10 / 0.6 x 3.5 mm			10 / 0.6 x 3.5 mm		
Note		2.5 mm² flexible wires with wire-end ferrules are crimped with the Weidmüller PZ 6/5 crimping tool.			2.5 mm² flexible wires with wire-end ferrules are crimped with the Weidmüller PZ 6/5 crimping tool.		

Ordering data

Version	ZDLD 2.5-2N	Qty.	Order No.	ZDLD 2.5-2VN	Qty.	Order No.
Dark beige Wemid	ZDLD 2.5-2N	50	1782300000	ZDLD 2.5-2VN	25	1782320000
Blue Wemid	ZDLD 2.5-2N BL	50	1782310000	ZDLD 2.5-2VN BL	25	1782330000
Note						

Accessories

Pluggable cross-connection	ZDLD 2.5-2N Type	current	Qty.	Order No.	ZDLD 2.5-2VN Type	current	Qty.	Order No.
1.5-pole	ZVQ 2.5/1.5	23 A	50	1720700000				
2-pole	ZQV 2.5/2	24 A	60	1608860000	ZQV 2.5/2	24 A	60	1608860000
3-pole	ZQV 2.5/3	24 A	60	1608870000	ZQV 2.5/3	24 A	60	1608870000
4-pole	ZQV 2.5/4	24 A	60	1608880000	ZQV 2.5/4	24 A	60	1608880000
10-pole	ZQV 2.5/10	24 A	20	1608940000	ZQV 2.5/10	24 A	20	1608940000
20-/24-pole	ZQV 2.5/20	24 A	20	1908960000	ZQV 2.5/20	24 A	20	1908960000
End plate / Partition plate		**Width**				**Width**		
Dark beige Wemid	ZAP/TW ZDLD2.5-2N	1.5 mm	20	1782340000	ZAP/TW ZDLD2.5-2N	1.5 mm	20	1782340000
Blue Wemid	ZAP/TW ZDLD2.5-2N BL	1.5 mm	20	1782350000	ZAP/TW ZDLD2.5-2N BL	1.5 mm	20	1782350000
End bracket								
Dark beige Wemid	ZEW 35	6 mm	20	9540000000	ZEW 35	6 mm	20	9540000000
Test adapter								
Standard								
With assembly peg	ZTA 4	5.1 mm	25	1688110000	ZTA 4	5.1 mm	25	1688110000
Screwdriver								
Standard	SDIS SL 0.6X3.5X100		1	1274660000	SDIS SL 0.6X3.5X100		1	1274660000
With "swifty set" cutting device	SWIFTY SET	18 mm	1	9006060000	SWIFTY SET	18 mm	1	9006060000
Reducing sleeves								
For conductors < 0.5 mm² / AWG 20	ZRH 1.5H/1	4.85 mm	1000	1678810000	ZRH 1.5H/1	4.85 mm	1000	1678810000
For conductors < 1.0 mm² / AWG 18	ZRH 1.5H/2	4.85 mm	1000	1678800000	ZRH 1.5H/2	4.85 mm	1000	1678800000

Identification systems (see assortment in catalogue 7)		
Marking tags	DEK 5/5 / WS 12/5	DEK 5/5 / WS 12/5
Note	ZVQ 2.5/15 (1720700000) connects two busbars, one above the other.	

ZDLD 2.5-2 N PE/L/L — 2.5 mm²

NEW



5.1 x 110.5 x 70
/ 2.5
0.08...2.5

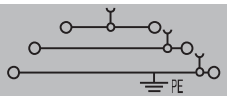

IEC	UL	CSA
500	150 (C)	150 (C)
20	15 (C)	15 (C)
2.5	AWG 26...12	AWG 26...12
6 kV / 3		
A2 / V-0		

Rated connection
0.5...2.5
0.5...2.5 / 0.5...1.5
10 / 0.6 x 3.5 mm

Type	Qty.	Order No.
ZDLD 2.5-2N/PE/L/L	50	1131750000

Type	current	Qty.	Order No.
ZVQ 2.5/1.5	23 A	50	1720700000
ZQV 2.5/2	24 A	60	1608860000
ZQV 2.5/3	24 A	60	1608870000
ZQV 2.5/4	24 A	60	1608880000
ZQV 2.5/10	24 A	20	1608940000
	Width		
ZAP/TW ZDLD2.5-2N	1.5 mm	20	1782340000
ZAP/TW ZDLD2.5-2N BL	1.5 mm	20	1782350000
ZEW 35	6 mm	20	9540000000
ZTA 4	5.1 mm	25	1688110000
SDIS SL 0.6X3.5X100		1	1274660000
SWIFTY SET	18 mm	1	9006060000
ZRH 1.5H/1	4.85 mm	1000	1678810000
ZRH 1.5H/2	4.85 mm	1000	1678800000

DEK 5/5 / WS 12/5

ZDLD 2.5-2 N PE/L/N — 2.5 mm²

NEW



5.1 x 110.5 x 70
/ 2.5
0.08...2.5

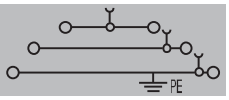

IEC	UL	CSA
500	150 (C)	150 (C)
20	15 (C)	15 (C)
2.5	AWG 26...12	AWG 26...12
6 kV / 3		
A2 / V-0		

Rated connection
0.5...2.5
0.5...2.5 / 0.5...1.5
10 / 0.6 x 3.5 mm

Type	Qty.	Order No.
ZDLD 2.5-2N/PE/L/N	50	1131760000

Type	current	Qty.	Order No.
ZVQ 2.5/1.5	23 A	50	1720700000
ZQV 2.5/2	24 A	60	1608860000
ZQV 2.5/3	24 A	60	1608870000
ZQV 2.5/4	24 A	60	1608880000
ZQV 2.5/10	24 A	20	1608940000
ZQV 2.5/20	24 A	20	1908960000
	Width		
ZAP/TW ZDLD2.5-2N	1.5 mm	20	1782340000
ZAP/TW ZDLD2.5-2N BL	1.5 mm	20	1782350000
ZEW 35	6 mm	20	9540000000
ZTA 4	5.1 mm	25	1688110000
SDIS SL 0.6X3.5X100		1	1274660000
SWIFTY SET	18 mm	1	9006060000
ZRH 1.5H/1	4.85 mm	1000	1678810000
ZRH 1.5H/2	4.85 mm	1000	1678800000

DEK 5/5 / WS 12/5

ZDLD 2.5-2 N PE — 2.5 mm²

NEW



5.1 x 110.5 x 70
/ 2.5
0.08...2.5

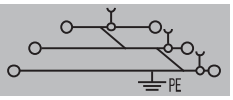

IEC	UL	CSA
500		
20		
2.5	AWG 26...12	AWG 26...12
6 kV / 3		
A2 / V-0		

Rated connection
0.5...2.5
0.5...2.5 / 0.5...1.5
10 / 0.6 x 3.5 mm

Type	Qty.	Order No.
ZDLD 2.5-2N PE	50	1131740000

Type	current	Qty.	Order No.
ZVQ 2.5/1.5	23 A	50	1720700000
ZQV 2.5/2	24 A	60	1608860000
ZQV 2.5/3	24 A	60	1608870000
ZQV 2.5/4	24 A	60	1608880000
ZQV 2.5/10	24 A	20	1608940000
ZQV 2.5/20	24 A	20	1908960000
	Width		
ZAP/TW ZDLD2.5-2N	1.5 mm	20	1782340000
ZAP/TW ZDLD2.5-2N BL	1.5 mm	20	1782350000
ZEW 35	6 mm	20	9540000000
ZTA 4	5.1 mm	25	1688110000
SDIS SL 0.6X3.5X100		1	1274660000
SWIFTY SET	18 mm	1	9006060000
ZRH 1.5H/1	4.85 mm	1000	1678810000
ZRH 1.5H/2	4.85 mm	1000	1678800000

DEK 5/5 / WS 12/5

Standard form

ZVLD 2.5 | **2.5 mm²**

NEW



In hazardous area applications, the installation instructions and the rated data specifications for accessories given in the technical appendix must be followed.

Width/Length/Height of lowest version	mm	5.1 x 148 x 86
max. current / max. cond. cross-section	A/mm²	**/ 2.5**
Max. clamping range	mm²	**0.14...2.5**

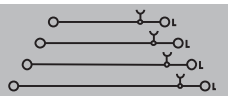

Technical data

IEC 60947-7-1

Rated data		IEC	UL	CSA
Rated voltage	V	250		
Rated current	A	24		
Rated cross-section	mm²	2.5		
Rated impulse withstand voltage / Pollution severity			6 kV / 3	
Gauge to IEC 60947-1 / Flammability class UL94			/ V-0	
Approvals				

Clamped conductors (H05V/H07V)		Rated connection
Solid / stranded	mm²	0.5...2.5 / 0.5...2.5
Flexible / Flexible with ferrule	mm²	0.5...2.5 / 0.5...2.5
Stripping length / Blade size	mm/-	

Note

Ordering data

Version	Type	Qty.	Order No.
Dark beige Wemid	ZVLD 2.5	50	**1208920000**
Blue Wemid			

Note

Accessories

Pluggable cross-connection	Type	current	Qty.	Order No.
1.5-pole	ZVQ 2.5/1.5	23 A	50	**1720700000**
2-pole	ZQV 2.5/2	24 A	60	**1608860000**
3-pole	ZQV 2.5/3	24 A	60	**1608870000**
4-pole	ZQV 2.5/4	24 A	60	**1608880000**
10-pole	ZQV 2.5/10	24 A	20	**1608940000**
20-/24-pole	ZQV 2.5/20	24 A	20	**1908960000**
End plate / Partition plate		**Width**		
Dark beige Wemid	ZAP ZVLD 2.5	1.5 mm	10	**1210410000**
Blue Wemid				
End bracket				
Dark beige Wemid	ZEW 35/2	8 mm	20	**8630740000**
Test adapter				
Standard	ZTA ZVLD	5.1 mm	50	**1210390000**
With assembly peg	ZTA ZVLD/ZA	5.1 mm	50	**1271870000**
Screwdriver				
Standard				
With "swifty set" cutting device				
Reducing sleeves				
For conductors < 0.5 mm² / AWG 20				
For conductors < 1.0 mm² / AWG 18				

Identification systems	(see assortment in catalogue 7)	
Marking tags		DEK 5/5

Note

Roof-style

The compact terminal range for conductor cross-sections 0.13 to 16 mm²

In hazardous area applications, the installation instructions and the rated data specifications for accessories given in the technical appendix must be followed.

Width/Length/Height of lowest version	mm
max. current / max. cond. cross-section	A/mm²
Max. clamping range	mm²

ZDK 2.5-2 — 2.5 mm²

Double-level terminal



5.1 x 72.5 x 55.5	
24 / 4	
0.05...4	

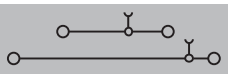

ZDK 2.5-2V — 2.5 mm²

Vertical cross-connected double-level terminal



5.1 x 72.5 x 55.5	
24 / 4	
0.05...4	

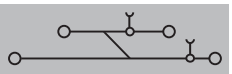

Technical data

		ZDK 2.5-2			ZDK 2.5-2V		
		IEC 60947-7-1		II 2 G D	IEC 60947-7-1		II 2 G D
Rated data		**IEC**	**UL**	**CSA**	**IEC**	**UL**	**CSA**
Rated voltage	V	800	600 (C)	600 (C)	800	600 (C)	300 (D)
Rated current	A	24	20 (C)	25 (C)	24	20 (C)	10 (D)
Rated cross-section	mm²	2.5	AWG 30...12	AWG 30...12	2.5	AWG 30...12	AWG 30...12
Rated impulse withstand voltage / Pollution severity		8 kV / 3			8 kV / 3		
Gauge to IEC 60947-1 / Flammability class UL94		A2 / V-0			A2 / V-0		
Approvals							
Clamped conductors (H05V/H07V)		**Rated connection**			**Rated connection**		
Solid / stranded	mm²	0.5...4			0.5...4		
Flexible / Flexible with ferrule	mm²	0.5...2.5 / 0.5...2.5			0.5...2.5 / 0.5...2.5		
Stripping length / Blade size	mm/-	10 / 0.6 x 3.5 mm			10 / 0.6 x 3.5 mm		
Note		2.5 mm² flexible wires with wire-end ferrules are crimped with the Weidmüller PZ 6/5 crimping tool.			2.5 mm² flexible wires with wire-end ferrules are crimped with the Weidmüller PZ 6/5 crimping tool.		

Ordering data

Version	ZDK 2.5-2 Type	Qty.	Order No.	ZDK 2.5-2V Type	Qty.	Order No.
Dark beige Wemid	ZDK 2.5-2	50	1790990000	ZDK 2.5-2V	50	1791030000
Blue Wemid	ZDK 2.5-2 BL	50	1791000000	ZDK 2.5-2V BL	50	1791040000
Note	The rated voltage is reduced to 400 V when using the cross-connection.			The rated voltage is reduced to 400 V when using the cross-connection.		

Accessories

	ZDK 2.5-2 Type	current	Qty.	Order No.	ZDK 2.5-2V Type	current	Qty.	Order No.
Pluggable cross-connection								
2-pole	ZQV 2.5/2	24 A	60	1608860000	ZQV 2.5/2	24 A	60	1608860000
3-pole	ZQV 2.5/3	24 A	60	1608870000	ZQV 2.5/3	24 A	60	1608870000
4-pole	ZQV 2.5/4	24 A	60	1608880000	ZQV 2.5/4	24 A	60	1608880000
10-pole	ZQV 2.5/10	24 A	20	1608940000	ZQV 2.5/10	24 A	20	1608940000
20-/24-pole	ZQV 2.5/20	24 A	20	1908960000	ZQV 2.5/20	24 A	20	1908960000
End plate / Partition plate		**Width**				**Width**		
Dark beige Wemid	ZAP/TW ZDK2.5-2	2 mm	20	1791050000	ZAP/TW ZDK2.5-2	2 mm	20	1791050000
Blue Wemid	ZAP/TW ZDK2.5-2 BL	2 mm	20	1791060000	ZAP/TW ZDK2.5-2 BL	2 mm	20	1791060000
End bracket								
Dark beige Wemid	ZEW 35	6 mm	20	9540000000	ZEW 35	6 mm	20	9540000000
Test adapter								
With assembly peg	ZTA 4	5.1 mm	25	1688110000	ZTA 4	5.1 mm	25	1688110000
Screwdriver								
Standard	SDIS SL 0.6X3.5X100		1	1274660000	SDIS SL 0.6X3.5X100		1	1274660000
With "swifty set" cutting device								
Reducing sleeves								
For conductors < 0.5 mm² / AWG 20	ZRH 1.5H/1	4.85 mm	1000	1678810000	ZRH 1.5H/1	4.85 mm	1000	1678810000
For conductors < 1.0 mm² / AWG 18	ZRH 1.5H/2	4.85 mm	1000	1678800000	ZRH 1.5H/2	4.85 mm	1000	1678800000
Cover								
With lightning flash symbol	ZAD 1/4-2 GE	8 mm	20	1764560000	ZAD 1/4-2 GE	8 mm	20	1764560000
Identification systems (see assortment in catalogue 7)								
Marking tags	DEK 5/5 / WS 10/5				DEK 5/5 / WS 10/5			
Note	ZDK 2.5-2/LD 24VUC order number 1905310000							

Roof-style

The compact terminal range for conductor cross-sections 0.13 to 16 mm²

In hazardous area applications, the installation instructions and the rated data specifications for accessories given in the technical appendix must be followed.

ZDKPE 2.5-2 — 2.5 mm²

Double-tier terminal with one-sided PE connection



ZDKPE 2.5-2/N/L/PE — 2.5 mm²

Double-tier terminal with one-sided PE connection



		ZDKPE 2.5-2	ZDKPE 2.5-2/N/L/PE
Width/Length/Height of lowest version	mm	5.1 x 89.5 x 60.5	5.1 x 89.5 x 60.5
max. current / max. cond. cross-section	A/mm²	24 / 4	24 / 4
Max. clamping range	mm²	0.05...4	0.05...4

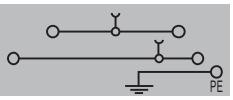

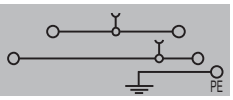

Technical data

Rated data		ZDKPE 2.5-2	ZDKPE 2.5-2/N/L/PE
		IEC 60947-7-1 (-7-2)	IEC 60947-7-1 (-7-2)
		IEC / UL / CSA	IEC / UL / CSA
Rated voltage	V	800 / 600 (C) / 300 (D)	800 / 600 (C)
Rated current	A	24 / 20 (C) / 10 (D)	24 / 20 (C)
Rated cross-section	mm²	2.5 / AWG 26...12 / AWG 30...12	2.5 / AWG 26...12
Rated impulse withstand voltage / Pollution severity		8 kV / 3	8 kV / 3
Gauge to IEC 60947-1 / Flammability class UL94		A2 / V-0	A2 / V-0
Approvals			
Clamped conductors (H05V/H07V)		**Rated connection**	**Rated connection**
Solid / stranded	mm²	0.5...4	0.5...4
Flexible / Flexible with ferrule	mm²	0.5...2.5 / 0.5...2.5	0.5...2.5 / 0.5...2.5
Stripping length / Blade size	mm/-	10 / 0.6 x 3.5 mm	10 / 0.6 x 3.5 mm
Note		2.5 mm² flexible wires with wire-end ferrules are crimped with the Weidmüller PZ 6/5 crimping tool.	2.5 mm² flexible wires with wire-end ferrules are crimped with the Weidmüller PZ 6/5 crimping tool.

Ordering data

Version	Type	Qty.	Order No.	Type	Qty.	Order No.
Dark beige Wemid	ZDKPE 2.5-2	50	1805940000	ZDKPE 2.5-2/N/L/PE	50	1895700000
Blue Wemid						
Note	The rated voltage is reduced to 400 V when using the cross-connection.			The rated voltage is reduced to 400 V when using the cross-connection.		

Accessories

Pluggable cross-connection	Type	current	Qty.	Order No.	Type	current	Qty.	Order No.
2-pole	ZQV 2.5/2	24 A	60	1608860000	ZQV 2.5/2	24 A	60	1608860000
3-pole	ZQV 2.5/3	24 A	60	1608870000	ZQV 2.5/3	24 A	60	1608870000
4-pole	ZQV 2.5/4	24 A	60	1608880000	ZQV 2.5/4	24 A	60	1608880000
10-pole	ZQV 2.5/10	24 A	20	1608940000	ZQV 2.5/10	24 A	20	1608940000
20-/24-pole	ZQV 2.5/20	24 A	20	1908960000	ZQV 2.5/20	24 A	20	1908960000
End plate / Partition plate		**Width**				**Width**		
Dark beige Wemid	ZAP/TW ZDKPE2.5-2	2 mm	25	1805960000	ZAP/TW ZDKPE2.5-2	2 mm	25	1805960000
Blue Wemid								
End bracket								
Dark beige Wemid	ZEW 35	6 mm	20	9540000000	ZEW 35	6 mm	20	9540000000
Test adapter								
With assembly peg	ZTA 4	5.1 mm	25	1688110000	ZTA 4	5.1 mm	25	1688110000
Screwdriver								
Standard	SDIS SL 0.6X3.5X100		1	1274660000	SDIS SL 0.6X3.5X100		1	1274660000
With "swifty set" cutting device	SWIFTY SET	18 mm	1	9006060000	SWIFTY SET	18 mm	1	9006060000
Reducing sleeves								
For conductors < 0.5 mm² / AWG 20	ZRH 1.5H/1	4.85 mm	1000	1678810000	ZRH 1.5H/1	4.85 mm	1000	1678810000
For conductors < 1.0 mm² / AWG 18	ZRH 1.5H/2	4.85 mm	1000	1678800000	ZRH 1.5H/2	4.85 mm	1000	1678800000
Cover								
With lightning flash symbol	ZAD 1/4-2 GE	8 mm	20	1764560000	ZAD 1/4-2 GE	8 mm	20	1764560000

Identification systems (see assortment in catalogue 7)		
Marking tags	DEK 5/5 / WS 10/5	DEK 5/5 / WS 10/5
Note		

Roof-style

In hazardous area applications, the installation instructions and the rated data specifications for accessories given in the technical appendix must be followed.

		ZDK 4-2 — 4 mm²	ZDK 4-2 V — 4 mm²
		Double-level terminal	Vertical cross-connected double-level terminal
			
Width/Length/Height of lowest version	mm	6.1 x 77.6 x 61	6.1 x 77.6 x 61
max. current / max. cond. cross-section	A/mm²	32 / 6	32 / 6
Max. clamping range	mm²	0.13...6	0.13...6
		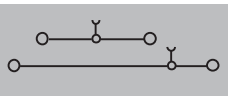	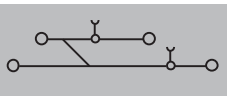

Technical data

Rated data		ZDK 4-2			ZDK 4-2 V		
		IEC 60947-7-1			IEC 60947-7-1		
		IEC	UL	CSA	IEC	UL	CSA
Rated voltage	V	800	600 (C)	600 (C)	800	600 (C)	600 (C)
Rated current	A	32	25 (C)	30 (C)	32	25 (C)	30 (C)
Rated cross-section	mm²	4	AWG 26...10	AWG 26...10	4	AWG 26...10	AWG 26...10
Rated impulse withstand voltage / Pollution severity		8 kV / 3			8 kV / 3		
Gauge to IEC 60947-1 / Flammability class UL94		A3 / V-0			A3 / V-0		
Approvals							
Clamped conductors (H05V/H07V)		**Rated connection**			**Rated connection**		
Solid / stranded	mm²	0.5...6			0.5...6		
Flexible / Flexible with ferrule	mm²	0.5...4 / 0.5...4			0.5...4 / 0.5...4		
Stripping length / Blade size	mm/-	10 / 0.6 x 3.5 mm			10 / 0.6 x 3.5 mm		
Note							

Ordering data

Version	ZDK 4-2 Type	Qty.	Order No.	ZDK 4-2 V Type	Qty.	Order No.
Dark beige Wemid	ZDK 4-2	50	8670750000	ZDK 4-2 V	50	8671080000
Blue Wemid	ZDK 4-2 BL	50	8670850000			
Note						

Accessories

Pluggable cross-connection	Type	current	Qty.	Order No.	Type	current	Qty.	Order No.
2-pole	ZQV 4/2 GE	32 A	60	1608950000	ZQV 4/2 GE	32 A	60	1608950000
3-pole	ZQV 4/3 GE	32 A	60	1608960000	ZQV 4/3 GE	32 A	60	1608960000
4-pole	ZQV 4/4 GE	32 A	60	1608970000	ZQV 4/4 GE	32 A	60	1608970000
10-pole	ZQV 4/10 GE	32 A	20	1609030000	ZQV 4/10 GE	32 A	20	1609030000
20-/24-pole	ZQV 4/20 GE	32 A	20	1909010000	ZQV 4/20 GE	32 A	20	1909010000
End plate / Partition plate		**Width**				**Width**		
Dark beige Wemid	ZAP/TW ZDK4-2	2 mm	50	8670760000	ZAP/TW ZDK4-2	2 mm	50	8670760000
Blue Wemid	ZAP/TW ZDK4-2 BL	2 mm	50	8670620000	ZAP/TW ZDK4-2 BL	2 mm	50	8670620000
End bracket								
Dark beige Wemid	ZEW 35	6 mm	20	9540000000	ZEW 35	6 mm	20	9540000000
Test adapter								
With assembly peg	ZTA 6/ZA	6.1 mm	25	1780660000	ZTA 6/ZA	6.1 mm	25	1780660000
Screwdriver								
Standard	SDIS SL 0.6X3.5X100		1	1274660000	SDIS SL 0.6X3.5X100		1	1274660000
With "swifty set" cutting device								
Reducing sleeves								
For conductors < 0.5 mm² / AWG 20								
For conductors < 1.0 mm² / AWG 18								
Cover								
With lightning flash symbol	ZAD 1/4	8 mm	20	1609110000	ZAD 1/4	8 mm	20	1609110000

Identification systems (see assortment in catalogue 7)		
Marking tags	DEK 5/6	DEK 5/6
Note		

ZDK 4-2 DU/PE — 4 mm²

Phase - PE conductor

6.1 x 77.6 x 61
32 / 6
0.13...6

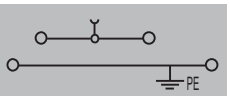

IEC 60947-7-1 (-7-2)

IEC	UL	CSA
800	600 (C)	600 (C)
32	25 (C)	30 (C)
4	AWG 26...10	AWG 26...10
	8 kV / 3	
	A3 / V-0	

Rated connection
0.5...6
0.5...4 / 0.5...4
10 / 0.6 x 3.5 mm

Type	Qty.	Order No.
ZDK 4-2/DU-PE	50	8671120000

Type	current	Qty.	Order No.
ZQV 4/2 GE	32 A	60	1608950000
ZQV 4/3 GE	32 A	60	1608960000
ZQV 4/4 GE	32 A	60	1608970000
ZQV 4/10 GE	32 A	20	1609030000
ZQV 4/20 GE	32 A	20	1909010000
	Width		
ZAP/TW ZDK4-2	2 mm	50	8670760000
ZAP/TW ZDK4-2 BL	2 mm	50	8670620000
ZEW 35	6 mm	20	9540000000
ZTA 6/ZA	6.1 mm	25	1780660000
SDIS SL 0.6X3.5X100		1	1274660000
ZAD 1/4	8 mm	20	1609110000

DEK 5/6

ZDK 4-2/N/L — 4 mm²

Double-level terminal

6.1 x 77.6 x 61
32 / 6
0.13...6

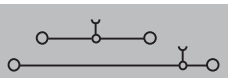

IEC 60947-7-1

IEC	UL	CSA
800	600 (C)	
32	25 (C)	
4	AWG 26...10	
	8 kV / 3	
	A3 / V-0	

Rated connection
0.5...6
0.5...4 / 0.5...4
10 / 0.6 x 3.5 mm

Type	Qty.	Order No.
ZDK 4-2/N/L	50	1905170000

Upper level printed blue

Type	current	Qty.	Order No.
ZQV 4/2 GE	32 A	60	1608950000
ZQV 4/3 GE	32 A	60	1608960000
ZQV 4/4 GE	32 A	60	1608970000
ZQV 4/10 GE	32 A	20	1609030000
ZQV 4/20 GE	32 A	20	1909010000
	Width		
ZAP/TW ZDK4-2	2 mm	50	8670760000
ZAP/TW ZDK4-2 BL	2 mm	50	8670620000
ZEW 35	6 mm	20	9540000000
ZTA 6/ZA	6.1 mm	25	1780660000
SDIS SL 0.6X3.5X100		1	1274660000
ZAD 1/4	8 mm	20	1609110000

DEK 5/6

ZDK 4-2/2AN — 4 mm²

NEW



8.1 x 78 x 61
/ 6
0.13...6

IEC	UL	CSA
800		
32		
4	AWG 26...10	
	/ 3	
	A3 / V-0	

Rated connection
0.5...6
0.5...4 / 0.5...4
10 / 0.6 x 3.5 mm

Type	Qty.	Order No.
ZDK 4-2/2AN	50	1119700000

Type	current	Qty.	Order No.
	Width		
ZEW 35	6 mm	20	9540000000
ZTA 6/ZA	6.1 mm	25	1780660000
SDIS SL 0.6X3.5X100		1	1274660000
ZAD 1/4	8 mm	20	1609110000

DEK 5/6

Compact style

In hazardous area applications, the installation instructions and the rated data specifications for accessories given in the technical appendix must be followed.

Width/Length/Height of lowest version	mm
max. current / max. cond. cross-section	A/mm²
Max. clamping range	mm²

ZDK 2.5/3AN — 2.5 mm²

Double-level terminal



5.1 x 93 x 51.5
24 / 4
0.05...4

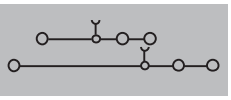

ZDK 2.5/3AN V — 2.5 mm²

Vertical cross-connected double-level terminal



5.1 x 93 x 51.5
24 / 4
0.05...4

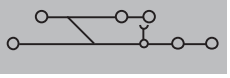

Technical data

Rated data		ZDK 2.5/3AN			ZDK 2.5/3AN V		
		IEC 60947-7-1		II 2 G D	IEC 60947-7-1		II 2 G D
		IEC	UL	CSA	IEC	UL	CSA
Rated voltage	V	800	300 (C)	300 (C)	800	300 (C)	300 (C)
Rated current	A	24	20 (C)	24 (C)	24	20 (C)	24 (C)
Rated cross-section	mm²	2.5	AWG 30...12	AWG 30...12	2.5	AWG 30...12	AWG 30...12
Rated impulse withstand voltage / Pollution severity		8 kV / 3			8 kV / 3		
Gauge to IEC 60947-1 / Flammability class UL94		A2 / V-0			A2 / V-0		
Approvals							
Clamped conductors (H05V/H07V)		**Rated connection**			**Rated connection**		
Solid / stranded	mm²	0.5...4 / 0.5...2.5			0.5...4 / 0.5...2.5		
Flexible / Flexible with ferrule	mm²	0.5...2.5 / 0.5...2.5			0.5...2.5 / 0.5...2.5		
Stripping length / Blade size	mm/-	10 / 0.6 x 3.5 mm			10 / 0.6 x 3.5 mm		
Note		2.5 mm² flexible wires with wire-end ferrules are crimped with the Weidmüller PZ 6/5 crimping tool.			2.5 mm² flexible wires with wire-end ferrules are crimped with the Weidmüller PZ 6/5 crimping tool.		

Ordering data

Version	ZDK 2.5/3AN Type	Qty.	Order No.	ZDK 2.5/3AN V Type	Qty.	Order No.
Dark beige Wemid	ZDK 2.5/3AN	50	1924510000	ZDK 2.5/3AN V	50	1924490000
Blue Wemid	ZDK 2.5/3AN BL	50	1924500000	ZDK 2.5/3AN V BL	50	1924480000
Note	Diode versions ZDK 2.5/3AN D1, 1924440000 and ZDK 2.5/3AN D2, 1924450000.					

Accessories

Pluggable cross-connection	ZDK 2.5/3AN Type	current	Qty.	Order No.	ZDK 2.5/3AN V Type	current	Qty.	Order No.
2-pole	ZQV 2.5/2	24 A	60	1608860000	ZQV 2.5/2	24 A	60	1608860000
3-pole	ZQV 2.5/3	24 A	60	1608870000	ZQV 2.5/3	24 A	60	1608870000
4-pole	ZQV 2.5/4	24 A	60	1608880000	ZQV 2.5/4	24 A	60	1608880000
10-pole	ZQV 2.5/10	24 A	20	1608940000	ZQV 2.5/10	24 A	20	1608940000
20-/24-pole	ZQV 2.5/20	24 A	20	1908960000	ZQV 2.5/20	24 A	20	1908960000
End plate / Partition plate		**Width**				**Width**		
Dark beige Wemid	ZAP/TW ZDK 2.5/3AN	1.5 mm	20	1924910000	ZAP/TW ZDK 2.5/3AN	1.5 mm	20	1924910000
End bracket								
Dark beige Wemid	ZEW 35	6 mm	20	9540000000	ZEW 35	6 mm	20	9540000000
Test adapter								
Standard	ZTA ZT2.5	5.1 mm	25	1827080000	ZTA ZT2.5	5.1 mm	25	1827080000
With assembly peg	ZTA ZT2.5/ZA	5.1 mm	25	1847600000	ZTA ZT2.5/ZA	5.1 mm	25	1847600000
Screwdriver								
Standard	SDIS SL 0.6X3.5X100		1	1274660000	SDIS SL 0.6X3.5X100		1	1274660000
Reducing sleeves								
For conductors < 0.5 mm² / AWG 20	ZRH 1.5H/1	4.85 mm	1000	1678810000	ZRH 1.5H/1	4.85 mm	1000	1678810000
For conductors < 1.0 mm² / AWG 18	ZRH 1.5H/2	4.85 mm	1000	1678800000	ZRH 1.5H/2	4.85 mm	1000	1678800000
Cover								
With lightning flash symbol	ZAD 9/4	6 mm	20	1934160000	ZAD 9/4	6 mm	20	1934160000

Identification systems (see assortment in catalogue 7)		
Marking tags	SNAPMARK I / DEK 5/5 / WS 10/5	SNAPMARK I / DEK 5/5 / WS 10/5
Note	2.5 mm² wires with wire ferrules including the plastic collar only clampable with diameter-optimised collar (Order no. 1333100000, pack of 500).	2.5 mm² wires with wire ferrules including the plastic collar only clampable with diameter-optimised collar (Order no. 1333100000, pack of 500).

Compact style

ZDK 2.5/3AN DU-PE — 2.5 mm²

Double-level terminal (DU-PE)



In hazardous area applications, the installation instructions and the rated data specifications for accessories given in the technical appendix must be followed.

Width/Length/Height of lowest version	mm	5.1 x 93 x 51.5
max. current / max. cond. cross-section	A/mm²	**31 / 4**
Max. clamping range	mm²	**0.05...4**

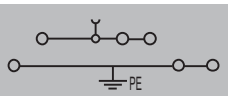

Technical data

IEC 60947-7-1 (-7-2) — II 2 G D

Rated data		IEC	UL	CSA
Rated cross-section	mm²	2.5	AWG 30...12	AWG 30...12
Rated voltage to adjoining terminal	V	800		
Rated impulse withstand voltage to adjacent terminal	kV	8		
Pollution severity			3	
Gauge to IEC 60947-1 / Flammability class UL94			A2 / V-0	
Approvals				
Clamped conductors (H05V/H07V)		**Rated connection**		
Solid / stranded	mm²	0.5...4 / 0.5...2.5		
Flexible / Flexible with ferrule	mm²	0.5...2.5 / 0.5...2.5		
Stripping length / Blade size	mm/-	10 / 0.6 x 3.5 mm		

Note

2.5 mm² flexible wires with wire-end ferrules are crimped with the Weidmüller PZ 6/5 crimping tool.

Ordering data

Version	Type	Qty.	Order No.
green/yellow Wemid	ZDK 2.5/3AN DU-PE	50	**1924460000**

Note

Accessories

Pluggable cross-connection	Type	current	Qty.	Order No.
2-pole	ZQV 2.5/2	24 A	60	**1608860000**
3-pole	ZQV 2.5/3	24 A	60	**1608870000**
4-pole	ZQV 2.5/4	24 A	60	**1608880000**
10-pole	ZQV 2.5/10	24 A	20	**1608940000**
20-/24-pole	ZQV 2.5/20	24 A	20	**1908960000**
End plate / Partition plate		**Width**		
Dark beige Wemid	ZAP/TW ZDK 2.5/3AN	1.5 mm	20	**1924910000**
End bracket				
Dark beige Wemid	ZEW 35	6 mm	20	**9540000000**
Test adapter				
Standard	ZTA ZT2.5	5.1 mm	25	**1827080000**
With assembly peg	ZTA ZT2.5/ZA	5.1 mm	25	**1847600000**
Screwdriver				
Standard	SDIS SL 0.6X3.5X100		1	**1274660000**
Reducing sleeves				
For conductors < 0.5 mm² / AWG 20	ZRH 1.5H/1	4.85 mm	1000	**1678810000**
For conductors < 1.0 mm² / AWG 18	ZRH 1.5H/2	4.85 mm	1000	**1678800000**
Cover				
With lightning flash symbol	ZAD 9/4	6 mm	20	**1934160000**

Identification systems (see assortment in catalogue 7)	
Marking tags	SNAPMARK I / DEK 5/5 / WS 10/5

Note

2.5 mm² wires with wire ferrules including the plastic collar only clampable with diameter-optimised collar (Order no. 1333100000, pack of 500).

Standard form

Z-series standard ranges provide solutions for conductor cross-sections from 0.05 to 35 mm².

In hazardous area applications, the installation instructions and the rated data specifications for accessories given in the technical appendix must be followed.

		ZMAK 2.5	ZMAK 2.5 690 V
		2.5 mm²	2.5 mm²
		Motor-supply terminal	Motor-supply terminal
Width/Length/Height of lowest version	mm	5.1 x 102 x 70	6.1 x 102 x 70
max. current / max. cond. cross-section	A/mm²	31 / 4	31 / 4
Max. clamping range	mm²	0.13...4	0.13...4





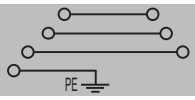

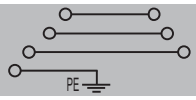

Technical data

		ZMAK 2.5	ZMAK 2.5 690 V
Rated data		IEC 60947-7-1 (-7-2)	IEC 60947-7-1 (-7-2)
		IEC / UL / CSA	IEC / UL / CSA
Rated voltage	V	400 / 300 (D) / 300 (D)	690 / 300 (D) /
Rated current	A	24 / 10 (D) / 25 (D)	24 / 10 (D) /
Rated cross-section	mm²	2.5 / AWG 26...12 / AWG 26...12	2.5 / AWG 26...12 /
Rated impulse withstand voltage / Pollution severity		6 kV / 3	6 kV / 3
Gauge to IEC 60947-1 / Flammability class UL94		A3 / V-0	A3 / V-0
Approvals			
Clamped conductors (H05V/H07V)		**Rated connection**	**Rated connection**
Solid / stranded	mm²	0.5...4	0.5...4
Flexible / Flexible with ferrule	mm²	0.5...4 / 0.5...2.5	0.5...4 / 0.5...2.5
Stripping length / Blade size	mm/-	10 / 0.6 x 3.5 mm	10 / 0.6 x 3.5 mm
Note			

Ordering data

Version		Type	Qty.	Order No.	Type	Qty.	Order No.
	Dark beige Wemid	ZMAK 2.5	25	1768000000	ZMAK 2.5 690V	25	1027550000
Note		The ZMAK 2.5 690 V: with pre-assembled end plate and a width of 6.1 mm!			The ZMAK 2.5 690 V: with pre-assembled end plate and a width of 6.1 mm!		

Accessories

		Type	Width	Qty.	Order No.	Type	Width	Qty.	Order No.
End plate / Partition plate									
	Dark beige Wemid	ZAP ZMAK2.5	1.5 mm	10	1768010000	ZAP ZMAK2.5	1.5 mm	10	1768010000
End bracket									
	Dark beige Wemid	ZEW 35	6 mm	20	9540000000	ZEW 35	6 mm	20	9540000000
Screwdriver									
	Standard	SDIS SL 0.6X3.5X100		1	1274660000	SDIS SL 0.6X3.5X100		1	1274660000
Reducing sleeves									
	For conductors < 0.5 mm² / AWG 20	ZRH 1.5H/1	4.85 mm	1000	1678810000	ZRH 1.5H/1	4.85 mm	1000	1678810000
	For conductors < 1.0 mm² / AWG 18	ZRH 1.5H/2	4.85 mm	1000	1678800000	ZRH 1.5H/2	4.85 mm	1000	1678800000
Test adapter									
	Standard	ZTA 1	5.1 mm	25	1609040000				

Identification systems	(see assortment in catalogue 7)		
	Marking tags	DEK 5/5 / WS 12/5	DEK 5/5 / WS 12/5
Note			

Standard model

Z-series standard ranges provide solutions for conductor cross-sections from 0.05 to 35 mm².

In hazardous area applications, the installation instructions and the rated data specifications for accessories given in the technical appendix must be followed.

		ZPE 1.5	ZPE 1.5/3AN
		1.5 mm²	1.5 mm²
		Two connections	Three connections
Width/Length/Height of lowest version	mm	3.5 x 54.5 x 37	3.5 x 63 x 37
max. current / max. cond. cross-section	A/mm²	/ 1.5	/ 1.5
Max. clamping range	mm²	0.05...1.5	0.05...1.5





Technical data

Rated data		ZPE 1.5	ZPE 1.5/3AN
		IEC 60947-7-2 / Ex e II / II 2 G D	IEC 60947-7-2 / Ex e II / II 2 G D
		IEC / UL / CSA / EN 60079-7	IEC / UL / CSA / EN 60079-7
Rated cross-section	mm²	1.5 / AWG 26...14 / AWG 26...14 / 1.5	1.5 / AWG 26...14 / AWG 26...14 / 1.5
Rated voltage to adjoining terminal	V	500	500
Rated impulse withstand voltage to adjacent terminal	kV	6	6
Pollution severity		3	3
Gauge to IEC 60947-1 / Flammability class UL94		B1 / V-0	B1 / V-0
Approvals		KEMA 01ATEX2106 U	KEMA 01ATEX2106 U
Clamped conductors (H05V/H07V)		**Rated connection**	**Rated connection**
Solid / stranded	mm²	0.5...1.5	0.5...1.5
Flexible / Flexible with ferrule	mm²	0.5...1.5 / 0.5...1.5	0.5...1.5 / 0.5...1.5
Stripping length / Blade size	mm/-	10 / 0.4 x 2.0 mm	10 / 0.4 x 2.0 mm
Note			

Ordering data

Version	Type	Qty.	Order No.	Type	Qty.	Order No.
green/yellow Wemid	ZPE 1.5	100	1775510000	ZPE 1.5/3AN	100	1775560000
Note						

Accessories

End plate / Partition plate	Type	Width	Qty.	Order No.	Type	Width	Qty.	Order No.
Dark beige Wemid	ZAP/TW ZDU1.5/2AN	2 mm	20	1776030000	ZAP/TW ZDU1.5/3AN	2 mm	20	1776060000
End bracket								
Dark beige Wemid	ZEW 35	6 mm	20	9540000000	ZEW 35	6 mm	20	9540000000
Test adapter								
Standard	ZTA 5	3.5 mm	25	1776210000	ZTA 5	3.5 mm	25	1776210000
With assembly peg	ZTA 5/ZA	3.5 mm	25	1776220000	ZTA 5/ZA	3.5 mm	25	1776220000
Screwdriver								
Standard	SDS 0.4X2.0X60		1	9037160000	SDS 0.4X2.0X60		1	9037160000
Reducing sleeves								
For conductors < 0.5 mm² / AWG 20	ZRH 1.5S/1	4.55 mm	500	1781950000	ZRH 1.5S/1	4.55 mm	500	1781950000
For conductors < 1.0 mm² / AWG 18	ZRH 1.5S/2	4.55 mm	500	1781960000	ZRH 1.5S/2	4.55 mm	500	1781960000

Identification systems (see assortment in catalogue 7)		
Marking tags	DEK 5/3,5 / WS 12/3,5	DEK 5/3,5 / WS 12/3,5
Note		

ZPE 1.5/4AN — 1.5 mm²

Four connections



3.5 x 75.5 x 37
/ 1.5
0.05...1.5

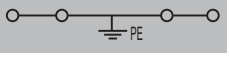

IEC 60947-7-2 — Ex e II — II 2 G D

IEC	UL	CSA	EN 60079-7
1.5	AWG 26...14	AWG 26...12	1.5
500			
6			
3			
B1 / V-0			
KEMA 01ATEX2106 U			

Rated connection
0.5...1.5
0.5...1.5 / 0.5...1.5
10 / 0.4 x 2.0 mm

Type	Qty.	Order No.
ZPE 1.5/4AN	100	1775620000

Type	Width	Qty.	Order No.
ZAP/TW ZDU1.5/4AN	2 mm	20	1776090000
ZEW 35	6 mm	20	9540000000
ZTA 5	3.5 mm	25	1776210000
ZTA 5/ZA	3.5 mm	25	1776220000
SDS 0.4X2.0X60		1	9037160000
ZRH 1.5S/1	4.55 mm	500	1781950000
ZRH 1.5S/2	4.55 mm	500	1781960000

DEK 5/3,5 / WS 12/3,5

ZPE 2.5 — 2.5 mm²

Two connections



5.1 x 63 x 39.5
/ 4
0.05...4

IEC 60947-7-2 — Ex e II — II 2 G D

IEC	UL	CSA	EN 60079-7
2.5	AWG 30...12	AWG 26...12	2.5
800			
8			
3			
A3 / V-0			
KEMA 97ATEX2521 U			

Rated connection
0.5...4
0.5...4 / 0.5...2.5
10 / 0.6 x 3.5 mm

Type	Qty.	Order No.
ZPE 2.5	100	1608640000

Type	Width	Qty.	Order No.
ZAP/TW 1	2 mm	50	1608740000
ZEW 35	6 mm	20	9540000000
ZTA 1	5.1 mm	25	1609040000
ZTA 1/ZA	5.1 mm	25	1609050000
SDIS SL 0.6X3.5X100		1	1274660000
ZRH 2.5/1 WS	5.55 mm	1000	1614300000
ZRH 2.5/2 GR/V0	5.55 mm	1000	1614290000

DEK 5/5 / WS 10/5

ZPE 2.5/3AN — 2.5 mm²

Three connections

5.1 x 64.5 x 39.5
/ 4
0.05...4

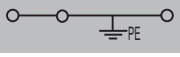

IEC 60947-7-2 — Ex e II — II 2 G D

IEC	UL	CSA	EN 60079-7
2.5	AWG 30...12	AWG 26...12	2.5
800			
8			
3			
A3 / V-0			
KEMA 97ATEX2521 U			

Rated connection
0.5...4
0.5...4 / 0.5...2.5
10 / 0.6 x 3.5 mm

Type	Qty.	Order No.
ZPE 2.5/3AN	100	1608650000

Type	Width	Qty.	Order No.
ZAP/TW 2 DB	2 mm	50	1608770000
ZEW 35	6 mm	20	9540000000
ZTA 1	5.1 mm	25	1609040000
ZTA 1/ZA	5.1 mm	25	1609050000
SDIS SL 0.6X3.5X100		1	1274660000
ZRH 2.5/1 WS	5.55 mm	1000	1614300000
ZRH 2.5/2 GR/V0	5.55 mm	1000	1614290000

DEK 5/5 / WS 10/5

Standard model

Z-series standard ranges provide solutions for conductor cross-sections from 0.05 to 35 mm².

In hazardous area applications, the installation instructions and the rated data specifications for accessories given in the technical appendix must be followed.

		ZPE 2.5/4AN	ZPE 4
		2.5 mm²	4 mm²
		Four connections	Two connections
Width/Length/Height of lowest version	mm	5.1 x 79.5 x 39.5	6.1 x 64 x 43.5
max. current / max. cond. cross-section	A/mm²	/ 4	/ 6
Max. clamping range	mm²	0.05...4	0.13...6



Technical data

		ZPE 2.5/4AN	ZPE 4
Rated data			
Rated cross-section	mm²	IEC 2.5 / UL AWG 30...12 / CSA AWG 26...12 / EN 60079-7 2.5	IEC 4 / UL AWG 26...10 / CSA AWG 26...10 / EN 60079-7 4
Rated voltage to adjoining terminal	V	800	800
Rated impulse withstand voltage to adjacent terminal	kV	8	8
Pollution severity		3	3
Gauge to IEC 60947-1 / Flammability class UL94		A3 / V-0	A4 / V-0
Approvals		IEC 60947-7-2; Ex e II; II 2 G D; KEMA 97ATEX2521 U	IEC 60947-7-2; Ex e II; II 2 G D; KEMA 97ATEX2521 U
Clamped conductors (H05V/H07V)		**Rated connection**	**Rated connection**
Solid / stranded	mm²	0.5...4	0.5...6 / 1.5...6
Flexible / Flexible with ferrule	mm²	0.5...4 / 0.5...2.5	0.5...6 / 0.5...4
Stripping length / Blade size	mm/-	10 / 0.6 x 3.5 mm	12 / 0.6 x 3.5 mm
Note			

Ordering data

Version	Type	Qty.	Order No.	Type	Qty.	Order No.
green/yellow Wemid	ZPE 2.5/4AN	100	1608660000	ZPE 4	100	1632080000
Note						

Accessories

	Type	Width	Qty.	Order No.	Type	Width	Qty.	Order No.
End plate / Partition plate								
Dark beige Wemid	ZAP/TW 3	2 mm	50	1608800000	ZAP/TW 4	2 mm	50	1632090000
End bracket								
Dark beige Wemid	ZEW 35	6 mm	20	9540000000	ZEW 35	6 mm	20	9540000000
Test adapter								
Standard	ZTA 1	5.1 mm	25	1609040000	ZTA 2 ZDU4	6.1 mm	25	1609060000
With assembly peg	ZTA 1/ZA	5.1 mm	25	1609050000	ZTA 2/ZA ZDU4	6.1 mm	25	1609070000
Screwdriver								
Standard	SDIS SL 0.6X3.5X100		1	1274660000	SDIS SL 0.6X3.5X100		1	1274660000
Reducing sleeves								
For conductors < 0.5 mm² / AWG 20	ZRH 2.5/1 WS	5.55 mm	1000	1614300000	ZRH 4/1 WS	7.4 mm	1000	1636640000
For conductors < 1.0 mm² / AWG 18	ZRH 2.5/2 GR/V0	5.55 mm	1000	1614290000	ZRH 4/2	7.4 mm	1000	1636650000
Identification systems (see assortment in catalogue 7)								
Marking tags	DEK 5/5 / WS 10/5				DEK 5/6 / WS 12/6			
Note								

ZPE 4/3 AN — 4 mm²

Three connections



6.1 x 85.5 x 43.5
/ 6
0.13...6

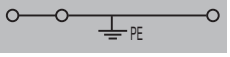

IEC 60947-7-2 — Ex e II — II 2 G D

IEC	UL	CSA	EN 60079-7
4	AWG 26...10	AWG 26...10	4
800			
8			
3			
A4 / V-0			
KEMA 00ATEX2107 U			

Rated connection
0.5...6 / 0.5...6
0.5...6 / 0.5...4
12 / 0.6 x 3.5 mm

Type	Qty.	Order No.
ZPE 4/3AN	50	7904170000

Type	Width	Qty.	Order No.
ZAP/TW 4/3AN	2 mm	20	7904100000
ZEW 35	6 mm	20	9540000000
ZTA 2 ZDU4	6.1 mm	25	1609060000
ZTA 2/ZA ZDU4	6.1 mm	25	1609070000
SDIS SL 0.6X3.5X100		1	1274660000
ZRH 4/1 WS	7.4 mm	1000	1636640000
ZRH 4/2	7.4 mm	1000	1636650000

DEK 5/6 / WS 12/6

ZPE 4/4 AN — 4 mm²

Four connections



6.1 x 104.5 x 43.5
/ 6
0.13...6

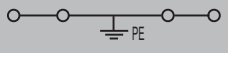

IEC 60947-7-2 — Ex e II — II 2 G D

IEC	UL	CSA	EN 60079-7
4	AWG 26...10	AWG 26...10	4
800			
8			
3			
A4 / V-0			
KEMA 00ATEX2107 U			

Rated connection
0.5...6 / 0.5...6
0.5...6 / 0.5...4
12 / 0.6 x 3.5 mm

Type	Qty.	Order No.
ZPE 4/4AN	50	7904280000

Type	Width	Qty.	Order No.
ZAP/TW4/4AN	2 mm	20	7904210000
ZEW 35	6 mm	20	9540000000
ZTA 2 ZDU4	6.1 mm	25	1609060000
ZTA 2/ZA ZDU4	6.1 mm	25	1609070000
SDIS SL 0.6X3.5X100		1	1274660000
ZRH 4/1 WS	7.4 mm	1000	1636640000
ZRH 4/2	7.4 mm	1000	1636650000

DEK 5/6 / WS 12/6

Standard model

Z-series standard ranges provide solutions for conductor cross-sections from 0.05 to 35 mm².

In hazardous area applications, the installation instructions and the rated data specifications for accessories given in the technical appendix must be followed.

		ZPE 6	ZPE 6/3 AN
		6 mm²	6 mm²
		Two connections	Three connections
Width/Length/Height of lowest version	mm	8.1 x 65 x 45.5	8.1 x 90 x 45.5
max. current / max. cond. cross-section	A/mm²	/ 10	/ 10
Max. clamping range	mm²	0.22...10	0.22...10





Technical data

Rated data		ZPE 6	ZPE 6/3 AN
		IEC 60947-7-2 / Ex e II / II 2 G D	IEC 60947-7-2 / Ex e II / II 2 G D
	IEC	6	6
	UL	AWG 22...8	AWG 22...8
	CSA	AWG 20...8	AWG 20...8
	EN 60079-7	6	6
Rated cross-section	mm²	800	800
Rated voltage to adjoining terminal	V	8	8
Rated impulse withstand voltage to adjacent terminal	kV	3	3
Pollution severity		A5 / V-0	A5 / V-0
Gauge to IEC 60947-1 / Flammability class UL94			
Approvals		KEMA 97ATEX2521 U	KEMA 00ATEX2107 U
Clamped conductors (H05V/H07V)		**Rated connection**	**Rated connection**
Solid / stranded	mm²	0.5...10 / 1.5...10	0.5...10 / 1.5...10
Flexible / Flexible with ferrule	mm²	0.5...10 / 0.5...6	0.5...10 / 0.5...6
Stripping length / Blade size	mm/-	13 / 0.6 x 3.5 mm	13 / 0.6 x 3.5 mm
Note			

Ordering data

Version	Type	Qty.	Order No.	Type	Qty.	Order No.
green/yellow Wemid	ZPE 6	50	1608670000	ZPE 6/3AN	50	7907400000
Note						

Accessories

End plate / Partition plate	Type	Width	Qty.	Order No.	Type	Width	Qty.	Order No.
Dark beige Wemid	ZAP/TW 5	2 mm	50	1608830000	ZAP/TW6/3AN	2 mm	20	7907370000
End bracket								
Dark beige Wemid	ZEW 35	6 mm	20	9540000000	ZEW 35	6 mm	20	9540000000
Test adapter								
Standard	ZTA 3 ZDU6	8.1 mm	25	1654050000	ZTA 3 ZDU6	8.1 mm	25	1654050000
With assembly peg								
Screwdriver								
Standard	SDIS SL 1.0X4.5X125		1	1274680000	SDIS SL 1.0X4.5X125		1	1274680000
Reducing sleeves								
For conductors < 0.5 mm² / AWG 20								
For conductors < 1.0 mm² / AWG 18								

Identification systems	(see assortment in catalogue 7)		
Marking tags	DEK 5/8 / WS 12/6	DEK 5/8 / WS 12/6
Note		

ZPE 10 — 10 mm²

Two connections



10.1 x 73.5 x 50.5
/ 16
1.31...16

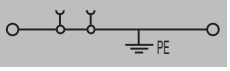

IEC 60947-7-2 — Ex e II — II 2 G D

IEC	UL	CSA	EN 60079-7
10	AWG 16...6	AWG 16...6	10
800			
8			
3			
A6 / V-0			
KEMA 99ATEX5514 U			

Rated connection
1.5...16 / 10...16
1.5...10 / 1.5...10
18 / 1.0 x 5.5 mm

Type	Qty.	Order No.
ZPE 10	25	**1746770000**

Type	Width	Qty.	Order No.
ZAP/TW ZDU10	2.7 mm	20	**1748660000**
ZEW 35	6 mm	20	**9540000000**
SDIS SL 1.0X4.5X125		1	**1274680000**

DEK 5/5 / WS 12/6

ZPE 10/3 AN — 10 mm²

Three connections



10.1 x 99 x 50.5
/ 16
1.31...16

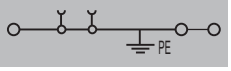

IEC 60947-7-2 — Ex e II — II 2 G D

IEC	UL	CSA	EN 60079-7
10	AWG 16...6	AWG 16...6	10
800			
8			
3			
A6 / V-0			
KEMA 00ATEX2107 U			

Rated connection
1.5...16 / 10...16
1.5...10 / 1.5...10
18 / 1.0 x 5.5 mm

Type	Qty.	Order No.
ZPE 10/3AN	20	**1767670000**

Type	Width	Qty.	Order No.
ZAP/TW 10/16	3 mm	20	**1749580000**
ZEW 35	6 mm	20	**9540000000**
SDIS SL 1.0X4.5X125		1	**1274680000**

DEK 5/5 / WS 12/6

Standard model

Z-series standard ranges provide solutions for conductor cross-sections from 0.05 to 35 mm².

In hazardous area applications, the installation instructions and the rated data specifications for accessories given in the technical appendix must be followed.

Width/Length/Height of lowest version	mm
max. current / max. cond. cross-section	A/mm²
Max. clamping range	mm²

ZPE 16 — 16 mm²

Two connections



12.1 x 82.5 x 51.5	
/ 25	
1.5...25	

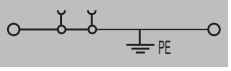

IEC 60947-7-2 — Ex e II — II 2 G D

IEC	UL	CSA	EN 60079-7
16	AWG 14...4	AWG 14...4	16
800			
8			
3			
A7 / V-0			
KEMA 99ATEX5514 U			

Rated connection
1.5...16 / 16...25
1.5...16 / 1.5...16
18 / 1.0 x 5.5 mm

To ensure the current-carrying capacity of the mounting rail, it is necessary to use the TS 35 x 15.

ZPE 16/3AN — 16 mm²

Three connections



12.1 x 99 x 51.5	
/ 25	
1.5...25	

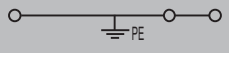

IEC 60947-7-2 — Ex e II — II 2 G D

IEC	UL	CSA	EN 60079-7
16	AWG 14...4	AWG 14...4	16
800			
8			
3			
A7 / V-0			
KEMA 00ATEX2107 U			

Rated connection
1.5...16 / 16...25
1.5...16 / 1.5...16
18 / 1.0 x 5.5 mm

To ensure the current-carrying capacity of the mounting rail, it is necessary to use the TS 35 x 15.

Technical data

Rated data	
Rated cross-section	mm²
Rated voltage to adjoining terminal	V
Rated impulse withstand voltage to adjacent terminal	kV
Pollution severity	
Gauge to IEC 60947-1 / Flammability class UL94	
Approvals	
Clamped conductors (H05V/H07V)	
Solid / stranded	mm²
Flexible / Flexible with ferrule	mm²
Stripping length / Blade size	mm/-
Note	

Ordering data

Version	Type	Qty.	Order No.	Type	Qty.	Order No.
green/yellow Wemid	ZPE 16	25	**1745250000**	ZPE 16/3AN	20	**1768310000**
Note						

Accessories

End plate / Partition plate	Type	Width	Qty.	Order No.	Type	Width	Qty.	Order No.
Dark beige Wemid	ZAP/TW ZDU16	3 mm	20	**1745150000**	ZAP/TW 10/16	3 mm	20	**1749580000**
End bracket								
Dark beige Wemid	ZEW 35	6 mm	20	**9540000000**	ZEW 35	6 mm	20	**9540000000**
Test adapter								
Standard								
With assembly peg								
Screwdriver								
Standard	SDIS SL 1.0X4.5X125		1	**1274680000**	SDIS SL 1.0X4.5X125		1	**1274680000**
Reducing sleeves								
For conductors < 0.5 mm² / AWG 20								
For conductors < 1.0 mm² / AWG 18								

Identification systems (see assortment in catalogue 7)		
Marking tags	DEK 5/5 / WS 15/5	DEK 5/5 / WS 15/5
Note	The plug-in cross-connections ZQV 16/2 (1739690000) can be used.	

ZPE 35 — 35 mm²

Two connections



16 x 100.5 x 59.5
/ 35
2.5...35

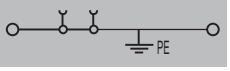

IEC 60947-7-2 — Ex e II — II 2 G D

IEC	UL	CSA	EN 60079-7
35	AWG 12...2	AWG 12...2	35
800			
8			
3			
A8 / V-0			
			KEMA 00ATEX2107 U

Rated connection
2.5...16 / 2.5...35
2.5...35 / 2.5...35
25 / 1.0 x 5.5 mm

To ensure the current-carrying capacity of the mounting rail, it is necessary to use the TS 35 x 15.

Type	Qty.	Order No.
ZPE 35	10	**1739650000**
Integrated end plate.		

Type	Width	Qty.	Order No.
ZEW 35	6 mm	20	**9540000000**
SDIS SL 1.0X4.5X125		1	**1274680000**

DEK 5/5 / WS 15/5

The plug-in cross-connections ZQV 35/2 (1739700000) can be used.

Roof-style

The compact terminal range for conductor cross-sections 0.13 to 16 mm²

In hazardous area applications, the installation instructions and the rated data specifications for accessories given in the technical appendix must be followed.

Width/Length/Height of lowest version	mm
max. current / max. cond. cross-section	A/mm²
Max. clamping range	mm²

ZPE 2.5-2 — 2.5 mm²

Two connections

5.1 x 50.5 x 44	
/ 4	
0.13...4	

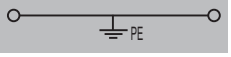

ZPE 2.5-2/3AN — 2.5 mm²

Three connections

5.1 x 50.5 x 44	
/ 4	
0.13...4	

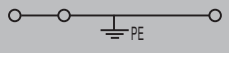

Technical data

Rated data		ZPE 2.5-2				ZPE 2.5-2/3AN			
		IEC 60947-7-2		Ex e II	II 2 G D	IEC 60947-7-2		Ex e II	II 2 G D
		IEC	UL	CSA	EN 60079-7	IEC	UL	CSA	EN 60079-7
Rated cross-section	mm²	2.5	AWG 26...12	AWG 26...12	2.5	2.5	AWG 26...12	AWG 26...14	2.5
Rated voltage to adjoining terminal	V	800				800			
Rated impulse withstand voltage to adjacent terminal	kV	8				8			
Rated short-time current		300 A (2.5 mm²)				300 A (2.5 mm²)			
Pollution severity		3				3			
Gauge to IEC 60947-1 / Flammability class UL94		A2 / V-0				A2 / V-0			
Approvals		KEMA 97ATEX4677 U				KEMA 97ATEX4677 U			
Clamped conductors (H05V/H07V)		**Rated connection**				**Rated connection**			
Solid / stranded	mm²	0.5...4				0.5...4			
Flexible / Flexible with ferrule	mm²	0.5...2.5 / 0.5...2.5				0.5...2.5 / 0.5...2.5			
Stripping length / Blade size	mm/-	10 / 0.6 x 3.5 mm				10 / 0.6 x 3.5 mm			
Note		2.5 mm² flexible wires with wire-end ferrules are crimped with the Weidmüller PZ 6/5 crimping tool.				2.5 mm² flexible wires with wire-end ferrules are crimped with the Weidmüller PZ 6/5 crimping tool.			

Ordering data

Version	Type	Qty.	Order No.	Type	Qty.	Order No.
green/yellow Wemid	ZPE 2.5-2	100	1772090000	ZPE 2.5-2/3AN	100	1706090000
Note						

Accessories

End plate / Partition plate	Type	Width	Qty.	Order No.	Type	Width	Qty.	Order No.
Dark beige Wemid	ZAP/TW7	2.5 mm	50	1706110000	ZAP/TW7	2.5 mm	50	1706110000
End bracket								
Dark beige Wemid	ZEW 35	6 mm	20	9540000000	ZEW 35	6 mm	20	9540000000
Test adapter								
With assembly peg	ZTA 4	5.1 mm	25	1688110000	ZTA 4	5.1 mm	25	1688110000
Screwdriver								
Standard	SDIS SL 0.6X3.5X100		1	1274660000	SDIS SL 0.6X3.5X100		1	1274660000
Reducing sleeves								
For conductors < 0.5 mm² / AWG 20	ZRH 1.5H/1	4.85 mm	1000	1678810000	ZRH 1.5H/1	4.85 mm	1000	1678810000
For conductors < 1.0 mm² / AWG 18	ZRH 1.5H/2	4.85 mm	1000	1678800000	ZRH 1.5H/2	4.85 mm	1000	1678800000

Identification systems (see assortment in catalogue 7)		
Marking tags	DEK 5/5 / WS 14/5	DEK 5/5 / WS 14/5
Note		

ZPE 2.5-2/4AN — 2.5 mm²

Four connections

5.1 x 50.5 x 44
/ 4
0.13...4

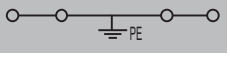

IEC 60947-7-2 — Ex e II — II 2 G D

IEC	UL	CSA	EN 60079-7
2.5	AWG 26...12	AWG 26...14	2.5
800			
8			
300 A (2.5 mm²)			
3			
A2 / V-0			
KEMA 97ATEX4677 U			

Rated connection
0.5...4
0.5...2.5 / 0.5...2.5
10 / 0.6 x 3.5 mm

2.5 mm² flexible wires with wire-end ferrules are crimped with the Weidmüller PZ 6/5 crimping tool.

Type	Qty.	Order No.
ZPE 2.5-2/4AN	100	1706100000

Type	Width	Qty.	Order No.
ZAP/TW7	2.5 mm	50	1706110000
ZEW 35	6 mm	20	9540000000
ZTA 4	5.1 mm	25	1688110000
SDIS SL 0.6X3.5X100		1	1274660000
ZRH 1.5H/1	4.85 mm	1000	1678810000
ZRH 1.5H/2	4.85 mm	1000	1678800000

DEK 5/5 / WS 10/5

ZPE 4-2/2AN — 4 mm²

Two connections

6.1 x 61.5 x 46
/ 6
0.13...6

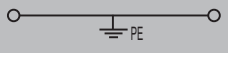

IEC 60947-7-2 — Ex e II — II 2 G D

IEC	UL	CSA	EN 60079-7
4	AWG 26...10	AWG 26...10	4
800			
8			
480 A (4 mm²)			
3			
A3 / V-0			
KEMA 97ATEX4677 U			

Rated connection
0.5...6
0.5...4 / 0.5...4
10 / 0.6 x 3.5 mm

Type	Qty.	Order No.
ZPE 4-2/2AN	100	1770380000

Type	Width	Qty.	Order No.
ZAP ZDU4-2	2 mm	50	1770400000
ZEW 35	6 mm	20	9540000000
ZTA 6/ZA	6.1 mm	25	1780660000
SDIS SL 0.6X3.5X100		1	1274660000
ZRH 4/1 WS	7.4 mm	1000	1636640000
ZRH 4/2	7.4 mm	1000	1636650000

DEK 5/6 / WS 12/6

ZPE 4-2/3AN — 4 mm²

Three connections

6.1 x 61.5 x 46
/ 6
0.13...6

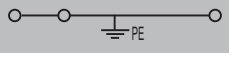

IEC 60947-7-2 — Ex e II — II 2 G D

IEC	UL	CSA	EN 60079-7
4	AWG 26...10	AWG 26...10	4
800			
8			
480 A (4 mm²)			
3			
A3 / V-0			
KEMA 97ATEX4677 U			

Rated connection
0.5...6
0.5...4 / 0.5...4
10 / 0.6 x 3.5 mm

Type	Qty.	Order No.
ZPE 4-2/3AN	100	1770390000

Type	Width	Qty.	Order No.
ZAP ZDU4-2	2 mm	50	1770400000
ZEW 35	6 mm	20	9540000000
ZTA 6/ZA	6.1 mm	25	1780660000
SDIS SL 0.6X3.5X100		1	1274660000
ZRH 4/1 WS	7.4 mm	1000	1636640000
ZRH 4/2	7.4 mm	1000	1636650000

DEK 5/6 / WS 12/6

Roof-style

The compact terminal range for conductor cross-sections 0.13 to 16 mm²

In hazardous area applications, the installation instructions and the rated data specifications for accessories given in the technical appendix must be followed.

Width/Length/Height of lowest version	mm
max. current / max. cond. cross-section	A/mm²
Max. clamping range	mm²

ZPE 4-2/4 AN — 4 mm²

Four connections

6.1 x 75 x 46
/ 6
0.13...6

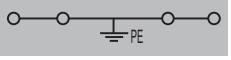

ZPE 6-2/2AN — 6 mm²

Two connections

8.1 x 68 x 50
/ 10
0.22...10

Technical data

Rated data		ZPE 4-2/4 AN				ZPE 6-2/2AN			
		IEC 60947-7-2		Ex e II	II 2 G D	IEC 60947-7-2		Ex e II	II 2 G D
		IEC	UL	CSA	EN 60079-7	IEC	UL	CSA	EN 60079-7
Rated cross-section	mm²	4	AWG 26...10	AWG 26...10	4	6	AWG 22...8	AWG 20...8	6
Rated voltage to adjoining terminal	V	800				800			
Rated impulse withstand voltage to adjacent terminal	kV	8				8			
Rated short-time current		480 A (4 mm²)				720 A (6 mm²)			
Pollution severity		3				3			
Gauge to IEC 60947-1 / Flammability class UL94		A3 / V-0				A5 / V-0			
Approvals		KEMA 97ATEX4677 U				KEMA 97ATEX4677 U			
Clamped conductors (H05V/H07V)		**Rated connection**				**Rated connection**			
Solid / stranded	mm²	0.5...6				0.5...10			
Flexible / Flexible with ferrule	mm²	0.5...4 / 0.5...4				0.5...10 / 0.5...6			
Stripping length / Blade size	mm/-	10 / 0.6 x 3.5 mm				12 / 0.6 x 3.5 mm			
Note									

Ordering data

Version	ZPE 4-2/4AN	Qty.	Order No.	ZPE 6-2/2AN	Qty.	Order No.
green/yellow Wemid	ZPE 4-2/4AN	100	1807090000	ZPE 6-2/2AN	50	1771370000
Note						

Accessories

End plate / Partition plate	Type	Width	Qty.	Order No.	Type	Width	Qty.	Order No.
Dark beige Wemid	ZAP ZDU4-2/4AN	2 mm	50	1807010000	ZAP ZDU6-2	2 mm	50	1771440000
End bracket								
Dark beige Wemid	ZEW 35	6 mm	20	9540000000	ZEW 35	6 mm	20	9540000000
Test adapter								
With assembly peg	ZTA 6/ZA	6.1 mm	25	1780660000	ZTA 7/ZA	8.1 mm	25	1780670000
Screwdriver								
Standard	SDIS SL 0.6X3.5X100		1	1274660000	SDIS SL 0.6X3.5X100		1	1274660000
Reducing sleeves								
For conductors < 0.5 mm² / AWG 20	ZRH 4/1 WS	7.4 mm	1000	1636640000				
For conductors < 1.0 mm² / AWG 18	ZRH 4/2	7.4 mm	1000	1636650000				

Identification systems (see assortment in catalogue 7)		
Marking tags	DEK 5/6 / WS 12/6	DEK 5/8
Note		

ZPE 6-2/3AN — 6 mm²

Three connections

8.1 x 68 x 50
/ 10
0.22...10

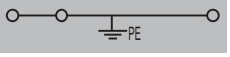

IEC 60947-7-2 — Ex e II — II 2 G D

IEC	UL	CSA	EN 60079-7
6	AWG 22...8	AWG 20...8	6
800			
8			
720 A (6 mm²)			
3			
A5 / V-0			
			KEMA 97ATEX4677 U

Rated connection
0.5...10
0.5...10 / 0.5...6
12 / 0.6 x 3.5 mm

Type	Qty.	Order No.
ZPE 6-2/3AN	50	1771360000

Type	Width	Qty.	Order No.
ZAP ZDU6-2	2 mm	50	1771440000
ZEW 35	6 mm	20	9540000000
ZTA 7/ZA	8.1 mm	25	1780670000
SDIS SL 0.8X4.0X100		1	1274670000

DEK 5/8

ZPE 16-2/1AN — 16 mm²

Supply terminal - PE



12 x 65 x 51.5
/ 25
1.5...25

IEC 60947-7-2

IEC	UL	CSA
16	AWG 14...4	AWG 26...14
800		
8		
1920 A (16 mm²)		
3		
A7 / V-0		

Rated connection
1.5...10 / 16...25
1.5...16 / 1.5...16
18 / 1.0 x 5.5 mm

Rated voltage is reduced to 400 V or the IP rated voltage of the distribution terminals.

Type	Qty.	Order No.
ZPE 16-2/1AN	20	1772960000

Type	Width	Qty.	Order No.
ZAP/Z...16-2/1AN	2.5 mm	10	1772970000
ZEW 35	6 mm	20	9540000000
SDIS SL 1.0X4.5X125		1	1274680000

DEK 5/8

The plug-in cross-connections ZQV 2.5/.. , ZQV 4/... and ZQV 6/... can be used.

Compact style

In hazardous area applications, the installation instructions and the rated data specifications for accessories given in the technical appendix must be followed.

ZPE 2.5N — 2.5 mm²

2 connections



Width/Length/Height of lowest version	mm	5.1 x 50.5 x 39
max. current / max. cond. cross-section	A/mm²	/ 4
Max. clamping range	mm²	0.05...4

ZPE 2.5N/3AN — 2.5 mm²

3 connections



Width/Length/Height of lowest version	mm	5.1 x 56.5 x 39
max. current / max. cond. cross-section	A/mm²	/ 4
Max. clamping range	mm²	0.05...4

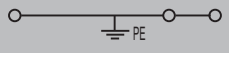

Technical data

		ZPE 2.5N	ZPE 2.5N/3AN
		IEC 60947-7-2 / II 2 G D	IEC 60947-7-2 / II 2 G D
Rated data			
Rated cross-section	mm²	IEC 2.5 / UL AWG 30...12 / CSA AWG 30...12	IEC 2.5 / UL AWG 30...12 / CSA AWG 30...12
Rated voltage to adjoining terminal	V	800	800
Rated impulse withstand voltage to adjacent terminal	kV	6	6
Pollution severity		3	3
Gauge to IEC 60947-1 / Flammability class UL94		A2 / V-0	A2 / V-0
Approvals			
Clamped conductors (H05V/H07V)		**Rated connection**	**Rated connection**
Solid / stranded	mm²	0.5...4 / 1.5...2.5	0.5...4 / 1.5...2.5
Flexible / Flexible with ferrule	mm²	0.5...2.5 / 0.5...1.5	0.5...2.5 / 0.5...1.5
Stripping length / Blade size	mm/-	10 / 0.6 x 3.5 mm	10 / 0.6 x 3.5 mm
Note		2.5 mm² flexible wires with wire-end ferrules are crimped with the Weidmüller PZ 6/5 crimping tool.	2.5 mm² flexible wires with wire-end ferrules are crimped with the Weidmüller PZ 6/5 crimping tool.

Ordering data

Version	Type	Qty.	Order No.	Type	Qty.	Order No.
green/yellow Wemid	ZPE 2.5N	50	1933760000	ZPE 2.5N/3AN	50	1933770000
Note						

Accessories

	Type	Width	Qty.	Order No.	Type	Width	Qty.	Order No.
End plate / Partition plate								
Dark beige Wemid	ZAP/TW ZDU/ZPE 2.5N	2 mm	20	1933790000	ZAP/TW ZDU/ZPE 2.5N/3AN	2 mm	50	1933800000
End bracket								
Dark beige Wemid	ZEW 35	6 mm	20	9540000000	ZEW 35	6 mm	20	9540000000
Test adapter								
Standard	ZTA ZT2.5	5.1 mm	25	1827080000	ZTA ZT2.5	5.1 mm	25	1827080000
With assembly peg	ZTA ZT2.5/ZA	5.1 mm	25	1847600000	ZTA ZT2.5/ZA	5.1 mm	25	1847600000
Screwdriver								
Standard	SDIS SL 0.6X3.5X100		1	1274660000	SDIS SL 0.6X3.5X100		1	1274660000
Reducing sleeves								
For conductors < 0.5 mm² / AWG 20	ZRH 1.5H/1	4.85 mm	1000	1678810000	ZRH 1.5H/1	4.85 mm	1000	1678810000
For conductors < 1.0 mm² / AWG 18	ZRH 1.5H/2	4.85 mm	1000	1678800000	ZRH 1.5H/2	4.85 mm	1000	1678800000

Identification systems	(see assortment in catalogue 7)		
Marking tags		DEK 5/5 / WS 10/5	DEK 5/5 / WS 10/5
Note		2.5 mm² wires with wire ferrules including the plastic collar only clampable with diameter-optimised collar (Order no. 1333100000, pack of 500).	2.5 mm² wires with wire ferrules including the plastic collar only clampable with diameter-optimised collar (Order no. 1333100000, pack of 500).

ZPE 2.5N/4AN — 2.5 mm²

4 connections

5.1 x 60 x 39
/ 4
0.05...4

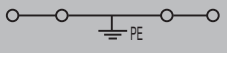

IEC 60947-7-2 — II 2 G D

IEC	UL	CSA
2.5	AWG 30...12	AWG 30...12
800		
6		
3		
A2 / V-0		

Rated connection

0.5...4 / 1.5...2.5

0.5...2.5 / 0.5...1.5

10 / 0.6 x 3.5 mm

2.5 mm² flexible wires with wire-end ferrules are crimped with the Weidmüller PZ 6/5 crimping tool.

Type	Qty.	Order No.
ZPE 2.5N/4AN	50	**1933780000**

Type	Width	Qty.	Order No.
ZAP/TW ZDU/ZPE 2.5N/4AN	2 mm	50	**1933810000**
ZEW 35	6 mm	20	**9540000000**
ZTA ZT2.5	5.1 mm	25	**1827080000**
ZTA ZT2.5/ZA	5.1 mm	25	**1847600000**
SDIS SL 0.6X3.5X100		1	**1274660000**
ZRH 1.5H/1	4.85 mm	1000	**1678810000**
ZRH 1.5H/2	4.85 mm	1000	**1678800000**

DEK 5/5 / WS 10/5

2.5 mm² wires with wire ferrules including the plastic collar only clampable with diameter-optimised collar (Order no. 1333100000, pack of 500).

Standard form

Z-series standard ranges provide solutions for conductor cross-sections from 0.05 to 35 mm².

In hazardous area applications, the installation instructions and the rated data specifications for accessories given in the technical appendix must be followed.

Width/Length/Height of lowest version	mm
max. current / max. cond. cross-section	A/mm²
Max. clamping range	mm²

ZDK 1.5 PE — 1.5 mm²

Double-level terminal



3.5 x 75.5 x 50	
/ 1.5	
0.05...1.5	

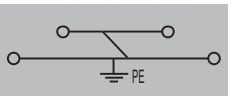

ZDK 2.5 PE — 2.5 mm²

Vertically cross-connected



5.1 x 79.5 x 54	
/ 2.5	
0.05...2.5	

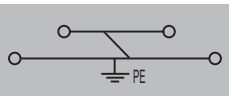

Technical data

Rated data		ZDK 1.5 PE				ZDK 2.5 PE			
		IEC 60947-7-2		Ex e II	II 2 G D	IEC 60947-7-2		Ex e II	II 2 G D
		IEC	UL	CSA	EN 60079-7	IEC	UL	CSA	EN 60079-7
Rated cross-section	mm²	1.5	AWG 28...16	AWG 28...16	1.5	2.5	AWG 26...14	AWG 26...12	2.5
Rated voltage to adjoining terminal	V	500				500			
Rated impulse withstand voltage to adjacent terminal	kV	6				6			
Pollution severity		3				3			
Gauge to IEC 60947-1 / Flammability class UL94		B1 / V-0				A2 / V-0			
Approvals		KEMA 01ATEX2106 U				KEMA 97ATEX4677 U			
Clamped conductors (H05V/H07V)		**Rated connection**				**Rated connection**			
Solid / stranded	mm²	0.5...1.5				0.5...2.5			
Flexible / Flexible with ferrule	mm²	0.5...1.5 / 0.5...1.5				0.5...2.5 / 0.5...2.5			
Stripping length / Blade size	mm/-	10 / 0.4 x 2.0 mm				10 / 0.6 x 3.5 mm			
Note						2.5 mm² flexible wires with wire-end ferrules are crimped with the Weidmüller PZ 6/5 crimping tool.			

Ordering data

Version	Type	Qty.	Order No.	Type	Qty.	Order No.
green/yellow Wemid	ZDK 1.5PE	100	**1791150000**	ZDK 2.5PE	50	**1690000000**
Note						

Accessories

	ZDK 1.5 PE Type	Width	Qty.	Order No.	ZDK 2.5 PE Type	Width	Qty.	Order No.
End bracket								
Dark beige Wemid	ZEW 35	6 mm	20	**9540000000**	ZEW 35	6 mm	20	**9540000000**
Test adapter								
Standard	ZTA 5	3.5 mm	25	**1776210000**				
With assembly peg	ZTA 5/ZA	3.5 mm	25	**1776220000**	ZTA 4	5.1 mm	25	**1688110000**
Reducing sleeves								
For conductors < 0.5 mm² / AWG 20	ZRH 1.5S/1	4.55 mm	500	**1781950000**	ZRH 1.5H/1	4.85 mm	1000	**1678810000**
For conductors < 1.0 mm² / AWG 18	ZRH 1.5S/2	4.55 mm	500	**1781960000**	ZRH 1.5H/2	4.85 mm	1000	**1678800000**
End plate / Partition plate								
Dark beige Wemid	ZAP/TW ZDK1.5	2 mm	20	**1791160000**	ZAP/TW ZDK2.5	1.5 mm	20	**1674730000**
Screwdriver								
Standard	SDS 0.4X2.0X60		1	**9037160000**	SDIS SL 0.6X3.5X100		1	**1274660000**
Reducing sleeves								
For conductors < 0.5 mm² / AWG 20	ZRH 1.5S/1	4.55 mm	500	**1781950000**	ZRH 1.5H/1	4.85 mm	1000	**1678810000**
For conductors < 1.0 mm² / AWG 18	ZRH 1.5S/2	4.55 mm	500	**1781960000**	ZRH 1.5H/2	4.85 mm	1000	**1678800000**
Identification systems (see assortment in catalogue 7)								
Marking tags	DEK 5/3,5				DEK 5/5 / WS 12/5			
Note								

Roof-style

The compact terminal range for conductor cross-sections 0.13 to 16 mm².

In hazardous area applications, the installation instructions and the rated data specifications for accessories given in the technical appendix must be followed.

		ZDK 2.5-2 PE	ZDK 4-2 PE
		2.5 mm²	4 mm²
		Four connections	Four connections
Width/Length/Height of lowest version	mm	5.1 x 72.5 x 55.5	6.1 x 77.6 x 61
max. current / max. cond. cross-section	A/mm²	/ 4	/ 6
Max. clamping range	mm²	0.05...4	0.13...6

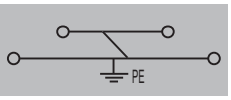

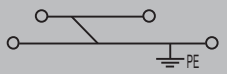

Technical data

		ZDK 2.5-2 PE	ZDK 4-2 PE
		IEC 60947-7-2 II 2 G D	IEC 60947-7-2
Rated data		IEC / UL / CSA	IEC / UL / CSA
Rated cross-section	mm²	2.5 / AWG 26...12 / AWG 30...12	4 / AWG 26...10 / AWG 26...10
Rated voltage to adjoining terminal	V	800	800
Rated impulse withstand voltage to adjacent terminal	kV	8	8
Rated short-time current		300 A (2.5 mm²)	480 A (4 mm²)
Pollution severity		3	3
Gauge to IEC 60947-1 / Flammability class UL94		A2 / V-0	A3 / V-0
Approvals			
Clamped conductors (H05V/H07V)		**Rated connection**	**Rated connection**
Solid / stranded	mm²	0.5...4	0.5...6
Flexible / Flexible with ferrule	mm²	0.5...2.5 / 0.5...1.5	0.5...4 / 0.5...4
Stripping length / Blade size	mm/-	10 / 0.6 x 3.5 mm	10 / 0.6 x 3.5 mm
Note		2.5 mm² flexible wires with wire-end ferrules are crimped with the Weidmüller PZ 6/5 crimping tool.	

Ordering data

Version	ZDK 2.5-2PE	50	1791010000	ZDK 4-2 PE	50	8671050000
	Type	Qty.	Order No.	Type	Qty.	Order No.
green/yellow Wemid						
Note						

Accessories

	ZDK 2.5-2 PE				ZDK 4-2 PE			
End plate / Partition plate	Type	Width	Qty.	Order No.	Type	Width	Qty.	Order No.
Dark beige Wemid	ZAP/TW ZDK2.5-2	2 mm	20	1791050000	ZAP/TW ZDK4-2	2 mm	50	8670760000
End bracket								
Dark beige Wemid	ZEW 35	6 mm	20	9540000000	ZEW 35	6 mm	20	9540000000
Test adapter								
With assembly peg	ZTA 4	5.1 mm	25	1688110000	ZTA 6/ZA	6.1 mm	25	1780660000
Screwdriver								
Standard	SDS 0.5X3.0X80		1	9008320000	SDIS SL 0.6X3.5X100		1	1274660000
Reducing sleeves								
For conductors < 0.5 mm² / AWG 20	ZRH 1.5H/1	4.85 mm	1000	1678810000				
For conductors < 1.0 mm² / AWG 18	ZRH 1.5H/2	4.85 mm	1000	1678800000				

Identification systems	(see assortment in catalogue 7)		
Marking tags		DEK 5/5 / WS 10/5	DEK 5/6
Note			

Compact style

ZDK 2.5/3AN PE — 2.5 mm²

Double-level terminal

In hazardous area applications, the installation instructions and the rated data specifications for accessories given in the technical appendix must be followed.

Width/Length/Height of lowest version	mm	5.1 x 93 x 51.5
max. current / max. cond. cross-section	A/mm²	/ 4
Max. clamping range	mm²	0.05...4

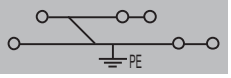

Technical data

IEC 60947-7-2 — II 2 G D

Rated data	IEC	UL	CSA
Rated voltage (V)	800		300 (C)
Rated current (A)			24 (C)
Rated cross-section (mm²)	2.5	AWG 30...12	AWG 30...12
Rated impulse withstand voltage / Pollution severity		8 kV / 3	
Gauge to IEC 60947-1 / Flammability class UL94		A2 / V-0	
Approvals			
Clamped conductors (H05V/H07V)			
Solid / stranded (mm²)	0.5...4 / 0.5...2.5		
Flexible / Flexible with ferrule (mm²)	0.5...2.5 / 0.5...2.5		
Stripping length / Blade size (mm/-)	10 / 0.6 x 3.5 mm		

Note

2.5 mm² flexible wires with wire-end ferrules are crimped with the Weidmüller PZ 6/5 crimping tool.

Ordering data

Version	Type	Qty.	Order No.
green/yellow Wemid	ZDK 2.5/3AN PE	50	1924470000

Note

Accessories

End plate / Partition plate	Type	Width	Qty.	Order No.
Dark beige Wemid	ZAP/TW ZDK 2.5/3AN	1.5 mm	20	1924910000
End bracket				
Dark beige Wemid	ZEW 35/2	8 mm	20	8630740000
Test adapter				
Standard	ZTA ZT2.5	5.1 mm	25	1827080000
With assembly peg	ZTA ZT2.5/ZA	5.1 mm	25	1847600000
Screwdriver				
Standard	SDIS SL 0.6X3.5X100		1	1274660000
Reducing sleeves				
For conductors < 0.5 mm² / AWG 20	ZRH 1.5H/1	4.85 mm	1000	1678810000
For conductors < 1.0 mm² / AWG 18	ZRH 1.5H/2	4.85 mm	1000	1678800000

Identification systems (see assortment in catalogue 7)	
Marking tags	SNAPMARK I / DEK 5/5 / WS 10/5

Note

2.5 mm² wires with wire ferrules including the plastic collar only clampable with diameter-optimised collar (Order no. 1333100000, pack of 500).

Z-series standard ranges provide solutions for conductor cross-sections from 0.05 to 35 mm².

In hazardous area applications, the installation instructions and the rated data specifications for accessories given in the technical appendix must be followed.

ZSI 2.5 — 2.5 mm²

For metric fuses 5 x 20 mm



Width/Length/Height of lowest version	mm	7.9 x 79.5 x 74
max. current / max. cond. cross-section	A/mm²	**6.3 / 4**
Max. clamping range	mm²	**0.13...4**



Technical data

IEC 60947-7-3

Rated data		IEC	UL	CSA
Rated voltage to adjoining terminal	V	500	300 (C)	600 (C)
Rated current	A	6.3	10 (C)	15 (C)
Rated cross-section	mm²	2.5	AWG 26...12	AWG 26...12
Rated impulse withstand voltage / Pollution severity			6 kV / 3	
Gauge to IEC 60947-1 / Flammability class UL94			A3 / V-0	
Approvals				
Clamped conductors (H05V/H07V)		**Rated connection**		
Solid / stranded	mm²	0.5...4		
Flexible / Flexible with ferrule	mm²	0.5...4 / 0.5...2.5		
Stripping length / Blade size	mm/-	10 / 0.6 x 3.5 mm		
Note		Max. power loss (1.6 W) at the cartridge fuse limits the rated current.		

ZSI 2.5

Overload and short-circuit protection

Type	Order No.
ZSI 2.5	**1616400000**

Arrangement	Applications			
	Only short-circuit protection		Overload and short-circuit protection	
	T_A max.	Nominal values	T_A max.	Nominal values
Individual	52 °C	4.0 W / 6.3 A	27 °C	2.5 W / 2.5 A
In combination	55 °C	2.5 W / 6.3 A	41 °C	1.6 W / 6.3 A

Ordering data

Version	Type	Qty.	Order No.
500 V AC/DC, w/o LED	ZSI 2.5	50	**1616400000**
10-36 V AC/DC, with LED			
30-70 V AC/DC, with LED			
60-150 V AC/DC, with LED			
140-250 V AC/DC, with LED			
Note	For the fuse insert carrier, the rated voltage is 250 V and the rated impulse voltage is 4 kV.		

Accessories

Pluggable cross-connection	Type	current	Qty.	Order No.
2-pole	ZQV 6/2 GE	41 A	60	**1627850000**
3-pole	ZQV 6/3 GE	41 A	60	**1627860000**
4-pole	ZQV 6/4 GE	41 A	60	**1627870000**
End plate / Partition plate		**Width**		
Dark beige Wemid	ZAP/TW 3	2 mm	50	**1608800000**
Dark beige Wemid	ZAP TNHE/ZSI2.5	1.1 mm	25	**1610840000**
Screwdriver				
Standard	SDIS SL 0.6X3.5X100		1	**1274660000**
G-fuse cartridge, 5 x 20mm (IEC 60127-2)				
0.25 A fast	G 20/0.25A/F		10	**0430500000**
0.50 A fast	G 20/0.50A/F		10	**0430600000**
1.00 A fast	G 20/1.00A/F		10	**0430700000**
2.00 A fast	G 20/2.00A/F		10	**0430900000**
G25 with indicator / imperial (inch) fuse				
0.50 A medium slow / 2 A				
1.00 A medium slow / 3 A				
2.00 A fast / 5 A				
4.00 A fast / 10 A				

Identification systems	(see assortment in catalogue 7)	
Marking tags	DEK 5/5 / WS 10/5	
Note	Status display using a bi-directional LED.	

Z-series standard ranges provide solutions for conductor cross-sections from 0.05 to 35 mm².

In hazardous area applications, the installation instructions and the rated data specifications for accessories given in the technical appendix must be followed.

ZSI 2.5 LED — 2.5 mm²

For metric fuses 5 x 20 mm



ZSI 2.5/5x25 — 2.5 mm²

For metric fuses 5 x 25 mm



		ZSI 2.5 LED	ZSI 2.5/5x25
Width/Length/Height of lowest version	mm	7.9 x 79.5 x 74	7.9 x 79.5 x 74
max. current / max. cond. cross-section	A/mm²	**6.3 / 4**	**6.3 / 4**
Max. clamping range	mm²	**0.13...4**	**0.13...4**





Technical data

Rated data		ZSI 2.5 LED			ZSI 2.5/5x25		
		IEC 60947-7-3			IEC 60947-7-3		
		IEC	UL	CSA	IEC	UL	CSA
Rated voltage to adjoining terminal	V				500		
Rated current	A	6.3			6.3		
Rated cross-section	mm²	2.5	AWG 26...12	AWG 26...12	2.5		
Rated impulse withstand voltage / Pollution severity			6 kV / 3			6 kV / 3	
Gauge to IEC 60947-1 / Flammability class UL94			A3 / V-0			A3 / V-0	
Approvals							
Clamped conductors (H05V/H07V)		**Rated connection**			**Rated connection**		
Solid / stranded	mm²	0.5...4			0.5...4		
Flexible / Flexible with ferrule	mm²	0.5...4 / 0.5...2.5			0.5...4 / 0.5...2.5		
Stripping length / Blade size	mm/-	10 / 0.6 x 3.5 mm			10 / 0.6 x 3.5 mm		
Note		Max. power loss (1.6 W) at the cartridge fuse limits the rated current.			Max. power loss (1.6 W) at the cartridge fuse limits the rated current.		

Ordering data

Version	ZSI 2.5 LED Type	Qty.	Order No.	ZSI 2.5/5x25 Type	Qty.	Order No.
500 V AC/DC, w/o LED				ZSI 2.5/5X25	50	**1730900000**
10-36 V AC/DC, with LED	ZSI 2.5/LD 28AC	50	**1616440000**			
30-70 V AC/DC, with LED	ZSI 2.5/LD 60AC	50	**1616430000**			
60-150 V AC/DC, with LED	ZSI 2.5/LD 120AC	50	**1616420000**			
140-250 V AC/DC, with LED	ZSI 2.5/LD 250AC	50	**1616410000**			
Note	For the fuse insert carrier, the rated voltage is 250 V and the rated impulse voltage is 4 kV.			For the fuse insert carrier, the rated voltage is 250 V and the rated impulse voltage is 4 kV.		

Accessories

Pluggable cross-connection	ZSI 2.5 LED Type	current	Qty.	Order No.	ZSI 2.5/5x25 Type	current	Qty.	Order No.
2-pole	ZQV 6/2 GE	41 A	60	**1627850000**	ZQV 6/2 GE	41 A	60	**1627850000**
3-pole	ZQV 6/3 GE	41 A	60	**1627860000**	ZQV 6/3 GE	41 A	60	**1627860000**
4-pole	ZQV 6/4 GE	41 A	60	**1627870000**	ZQV 6/4 GE	41 A	60	**1627870000**
End plate / Partition plate		**Width**				**Width**		
Dark beige Wemid	ZAP/TW 3	2 mm	50	**1608800000**	ZAP/TW 3	2 mm	50	**1608800000**
Dark beige Wemid	ZAP TNHE/ZSI2.5	1.1 mm	25	**1610840000**	ZAP TNHE/ZSI2.5	1.1 mm	25	**1610840000**
Screwdriver								
Standard	SDIS SL 0.6X3.5X100		1	**1274660000**	SDIS SL 0.6X3.5X100		1	**1274660000**
G-fuse cartridge, 5 x 20mm (IEC 60127-2)								
0.25 A fast	G 20/0.25A/F		10	**0430500000**				
0.50 A fast	G 20/0.50A/F		10	**0430600000**				
1.00 A fast	G 20/1.00A/F		10	**0430700000**				
2.00 A fast	G 20/2.00A/F		10	**0430900000**				
G25 with indicator / imperial (inch) fuse								
0.50 A medium slow / 2 A					G 25/0.50A/M WS		10	**0510300000**
1.00 A medium slow / 3 A					G 25/1.00A/M RT		10	**0265800000**
2.00 A fast / 5 A					G 25/2.00A/F BL		10	**0192700000**
4.00 A fast / 10 A					G 25/4.00A/F BR		10	**0192800000**

Identification systems (see assortment in catalogue 7)	ZSI 2.5 LED	ZSI 2.5/5x25
Marking tags	DEK 5/5 / WS 10/5	DEK 5/5 / WS 10/5
Note	Status display using a bi-directional LED.	

Z-series standard ranges provide solutions for conductor cross-sections from 0.05 to 35 mm².

In hazardous area applications, the installation instructions and the rated data specifications for accessories given in the technical appendix must be followed.

ZSI 2.5/2 — 2.5 mm²

For imperial fuses

ZSI 2.5/2

Overload and short-circuit protection

Width/Length/Height of lowest version	mm	12.2 x 79.5 x 74
max. current / max. cond. cross-section	A/mm²	**12 / 4**
Max. clamping range	mm²	**0.13...4**



Technical data

IEC 60947-7-3

Rated data		IEC	UL	CSA
Rated voltage to adjoining terminal	V	500	600 (C)	600 (C)
Rated current	A	12	16 (C)	15 (C)
Rated cross-section	mm²	2.5	AWG 26...12	AWG 26...12
Rated impulse withstand voltage / Pollution severity			6 kV / 3	
Gauge to IEC 60947-1 / Flammability class UL94			A3 / V-0	
Approvals				
Clamped conductors (H05V/H07V)		**Rated connection**		
Solid / stranded	mm²	0.5...4		
Flexible / Flexible with ferrule	mm²	0.5...4 / 0.5...2.5		
Stripping length / Blade size	mm/-	10 / 0.6 x 3.5 mm		
Note		Max. power loss (1.6 W) at the cartridge fuse limits the rated current.		

Type	Order No.
ZSI 2.5/2 500AC	**1616460000**

Arrangement	Applications			
	Only short-circuit protection		Overload and short-circuit protection	
	T_A max.	Nominal values	T_A max.	Nominal values
Individual	46 °C	4.0 W / 10.0 A	40 °C	2.5 W / 2.5 A
In combination	72 °C	2.5 W / 2.5 A	29 °C	2.5 W / 2.5 A

Ordering data

Version	Type	Qty.	Order No.
500 V AC/DC, w/o LED	ZSI 2.5/2 500AC	10	**1616460000**
10-36 V AC/DC, with LED			
30-70 V AC/DC, with LED			
60-150 V AC/DC, with LED			
140-250 V AC/DC, with LED			
Note	For the fuse insert carrier, the rated voltage is 250 V and the rated impulse voltage is 4 kV.		

Accessories

	Type	current	Qty.	Order No.
Pluggable cross-connection				
2-pole	ZQS 2.5/2	10 A	20	**1633200000**
3-pole	ZQS 2.5/3	10 A	20	**1633210000**
4-pole	ZQS 2.5/4	10 A	20	**1633220000**
End plate / Partition plate		**Width**		
Dark beige Wemid				
Dark beige Wemid	ZAP TNHE/ZSI2.5	1.1 mm	25	**1610840000**
Screwdriver				
Standard	SDIS SL 0.6X3.5X100		1	**1274660000**
G-fuse cartridge, 5 x 20mm (IEC 60127-2)				
0.25 A fast				
0.50 A fast				
1.00 A fast				
2.00 A fast				
G25 with indicator / imperial (inch) fuse				
0.50 A medium slow / 2 A				
1.00 A medium slow / 3 A				
2.00 A fast / 5 A				
4.00 A fast / 10 A	GZ 10.0A		10	**0293900000**

Identification systems	(see assortment in catalogue 7)	
Marking tags	DEK 5/5 / WS 10/5	
Note	Status display using a bi-directional LED. With use of inch fuse cartridges.	

Z-series standard ranges provide solutions for conductor cross-sections from 0.05 to 35 mm².

ZSI 2.5/2 LED — 2.5 mm²

For imperial fuses

In hazardous area applications, the installation instructions and the rated data specifications for accessories given in the technical appendix must be followed.

Width/Length/Height of lowest version	mm	12.2 x 79.5 x 74
max. current / max. cond. cross-section	A/mm²	**12 / 4**
Max. clamping range	mm²	**0.13...4**



Technical data

IEC 60947-7-3

Rated data		IEC	UL	CSA
Rated voltage to adjoining terminal	V			
Rated current	A	12		
Rated cross-section	mm²	2.5	AWG 26...12	AWG 26...12
Rated impulse withstand voltage / Pollution severity			6 kV / 3	
Gauge to IEC 60947-1 / Flammability class UL94			A3 / V-0	
Approvals				
Clamped conductors (H05V/H07V)		**Rated connection**		
Solid / stranded	mm²	0.5...4		
Flexible / Flexible with ferrule	mm²	0.5...4 / 0.5...2.5		
Stripping length / Blade size	mm/-	10 / 0.6 x 3.5 mm		
Note		Max. power loss (1.6 W) at the cartridge fuse limits the rated current.		

Ordering data

Version	Type	Qty.	Order No.
500 V AC/DC, w/o LED			
10-36 V AC/DC, with LED	ZSI 2.5/2/LD 28AC	10	**1616470000**
30-70 V AC/DC, with LED	ZSI 2.5/2/LD 60AC	10	**1616480000**
60-150 V AC/DC, with LED	ZSI 2.5/2/LD 120AC	10	**1616490000**
140-250 V AC/DC, with LED	ZSI 2.5/2/LD 250AC	10	**1616500000**
Note	For the fuse insert carrier, the rated voltage is 250 V and the rated impulse voltage is 4 kV.		

Accessories

Pluggable cross-connection	Type	current	Qty.	Order No.
2-pole	ZQS 2.5/2	10 A	20	**1633200000**
3-pole	ZQS 2.5/3	10 A	20	**1633210000**
4-pole	ZQS 2.5/4	10 A	20	**1633220000**
End plate / Partition plate		**Width**		
Dark beige Wemid				
Dark beige Wemid	ZAP TNHE/ZSI2.5	1.1 mm	25	**1610840000**
Screwdriver				
Standard	SDIS SL 0.6X3.5X100		1	**1274660000**
G-fuse cartridge, 5 x 20mm (IEC 60127-2)				
0.25 A fast				
0.50 A fast				
1.00 A fast				
2.00 A fast				
G25 with indicator / imperial (inch) fuse				
0.50 A medium slow / 2 A				
1.00 A medium slow / 3 A				
2.00 A fast / 5 A				
4.00 A fast / 10 A	GZ 10.0A		10	**0293900000**

Identification systems	(see assortment in catalogue 7)	
Marking tags	DEK 5/5 / WS 10/5	
Note	Status display using a bi-directional LED. With use of inch fuse cartridges.	

Z-series standard ranges provide solutions for conductor cross-sections from 0.05 to 35 mm².

In hazardous area applications, the installation instructions and the rated data specifications for accessories given in the technical appendix must be followed.

ZSI 2.5 2x2 AN — 2.5 mm²

For metric fuses 5 x 20 mm / 5 x 25 mm



Width/Length/Height of lowest version	mm	12.2 x 68 x 55.5
max. current / max. cond. cross-section	A/mm²	**10 / 4**
Max. clamping range	mm²	**0.13...4**

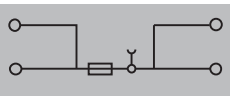

ZSI 2.5-2

Overload and short-circuit protection

Technical data

Rated data		
Rated voltage to adjoining terminal	V	IEC 60947-7-3
Rated current	A	
Rated cross-section	mm²	
Rated impulse withstand voltage / Pollution severity		
Gauge to IEC 60947-1 / Flammability class UL94		
Approvals		
Clamped conductors (H05V/H07V)		
Solid / stranded	mm²	
Flexible / Flexible with ferrule	mm²	
Stripping length / Blade size	mm/-	
Note		

IEC	UL	CSA
500	300 (C)	300 (C)
10	10 (C)	10 (C)
2.5	AWG 26...12	AWG 26...12
4 kV / 3		
A3 / V-0		

Rated connection
0.5...4
0.5...4 / 0.5...2.5
10 / 0.6 x 3.5 mm

The rated voltage of the fuse must not be exceeded. UL & CSA D = 600 V / 5 A

ZSI 2.5-2 / G20

Type	Order No.
ZSI 2.5-2/2X2AN/G20	**1826050000**
ZSI 2.5-2/2X2AN/G20/GL	**1826030000**

Arrangement	Applications			
	Only short-circuit protection		Overload and short-circuit protection	
	T_A max.	Nominal values	T_A max.	Nominal values
Individual			39 °C	2.5 W / 6.3 A
In combination			41 °C	1.6 W / 6.3 A

Ordering data

Version	Type	Qty.	Order No.
500 V AC/DC, w/o LED	ZSI 2.5-2/2X2AN/G20	20	**1826050000**
10-36 V AC/DC, with LED			
60-150 V AC/DC, with LED			
140-250 V AC/DC, with LED			
Note	G 20 = G-fuse cartridge 5 x 20 / G 25 = G-fuse cartridge 5 x 25 G 25 LED versions upon request.		

ZSI 2.5-2 / G25

Type	Order No.
ZSI 2.5-2/2X2AN/G25	**1826200000**
ZSI 2.5-2/2X2AN/G25/GL	**1826090000**

Accessories

Pluggable cross-connection	Type	current	Qty.	Order No.
2-pole	ZQV 4/2 GE	32 A	60	**1608950000**
3-pole				
4-pole				
End plate / Partition plate		**Width**		
Screwdriver				
Standard	SDIS SL 0.6X3.5X100		1	**1274660000**
G-fuse cartridge, 5 x 20mm (IEC 60127-2)				
0.25 A fast	G 20/0.25A/F		10	**0430500000**
0.50 A fast	G 20/0.50A/F		10	**0430600000**
1.00 A fast	G 20/1.00A/F		10	**0430700000**
2.00 A fast	G 20/2.00A/F		10	**0430900000**
G25 with indicator / imperial (inch) fuse				
0.50 A medium slow / 2 A	G 25/0.50A/M WS		10	**0510300000**
1.00 A medium slow / 3 A	G 25/1.00A/M RT		10	**0265800000**
2.00 A fast / 5 A	G 25/2.00A/F BL		10	**0192700000**
4.00 A fast / 10 A	G 25/4.00A/F BR		10	**0192800000**

Arrangement	Applications			
	Only short-circuit protection		Overload and short-circuit protection	
	T_A max.	Nominal values	T_A max.	Nominal values
Individual	60 °C			
In combination	47 °C			

Identification systems	(see assortment in catalogue 7)	
Marking tags		DEK 5/5 / WS 10/5
Note		Status display via an LED.

Z-series standard ranges provide solutions for conductor cross-sections from 0.05 to 35 mm².

ZSI 2.5 2x2 AN LED — 2.5 mm²

For metric fuses 5 x 20 mm / 5 x 25 mm



In hazardous area applications, the installation instructions and the rated data specifications for accessories given in the technical appendix must be followed.

Width/Length/Height of lowest version	mm	12.2 x 65 x 55.5
max. current / max. cond. cross-section	A/mm²	**10 / 4**
Max. clamping range	mm²	**0.13...4**

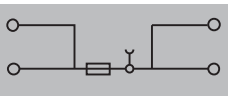

Technical data

IEC 60947-7-3

Rated data		IEC	UL	CSA
Rated voltage to adjoining terminal	V		300 (C)	
Rated current	A	10	10 (C)	
Rated cross-section	mm²	2.5	AWG 26...12	AWG 26...12
Rated impulse withstand voltage / Pollution severity			4 kV / 3	
Gauge to IEC 60947-1 / Flammability class UL94			A3 / V-0	
Approvals				
Clamped conductors (H05V/H07V)		**Rated connection**		
Solid / stranded	mm²	0.5...4		
Flexible / Flexible with ferrule	mm²	0.5...4 / 0.5...2.5		
Stripping length / Blade size	mm/-	10 / 0.6 x 3.5 mm		
Note		The rated voltage of the fuse must not be exceeded. UL & CSA D = 600 V / 5 A		

Ordering data

Version	Type	Qty.	Order No.
500 V AC/DC, w/o LED			
10-36 V AC/DC, with LED	ZSI 2.5-2/2X2AN/G20/LD1	20	**1867440000**
60-150 V AC/DC, with LED	ZSI 2.5-2/2X2AN/G20/LD3	20	**1867420000**
140-250 V AC/DC, with LED	ZSI 2.5-2/2X2AN/G20/LD4	20	**1879730000**
Note	G 20 = G-fuse cartridge 5 x 20 / G 25 = G-fuse cartridge 5 x 25 G 25 LED versions upon request.		

Accessories

Pluggable cross-connection	Type	current	Qty.	Order No.
2-pole	ZQV 4/2 GE	32 A	60	**1608950000**
3-pole				
4-pole				
End plate / Partition plate		**Width**		
Screwdriver				
Standard	SDIS SL 0.6X3.5X100		1	**1274660000**
G-fuse cartridge, 5 x 20mm (IEC 60127-2)				
0.25 A fast	G 20/0.25A/F		10	**0430500000**
0.50 A fast	G 20/0.50A/F		10	**0430600000**
1.00 A fast	G 20/1.00A/F		10	**0430700000**
2.00 A fast	G 20/2.00A/F		10	**0430900000**
G25 with indicator / imperial (inch) fuse				
0.50 A medium slow / 2 A	G 25/0.50A/M WS		10	**0510300000**
1.00 A medium slow / 3 A	G 25/1.00A/M RT		10	**0265800000**
2.00 A fast / 5 A	G 25/2.00A/F BL		10	**0192700000**
4.00 A fast / 10 A	G 25/4.00A/F BR		10	**0192800000**

Identification systems (see assortment in catalogue 7)	
Marking tags	DEK 5/5 / WS 10/5
Note	Status display via an LED.

Z-series standard ranges provide solutions for conductor cross-sections from 0.05 to 35 mm².

In hazardous area applications, the installation instructions and the rated data specifications for accessories given in the technical appendix must be followed.

ZSI 6-2 — 6 mm²

For metric fuses 5 x 20 mm / 5 x 25 mm

Width/Length/Height of lowest version	mm	12.2 x 68 x 55.5
max. current / max. cond. cross-section	A/mm²	**10 / 10**
Max. clamping range	mm²	**0.13...10**

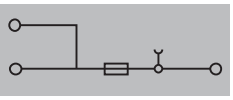

ZSI 6-2

Overload and short-circuit protection

Technical data

Rated data	
Rated voltage to adjoining terminal	V
Rated current	A
Rated cross-section	mm²
Rated impulse withstand voltage / Pollution severity	
Gauge to IEC 60947-1 / Flammability class UL94	
Approvals	
Clamped conductors (H05V/H07V)	
Solid / stranded	mm²
Flexible / Flexible with ferrule	mm²
Stripping length / Blade size	mm/-
Note	

IEC 60947-7-3

IEC	UL	CSA
500	300 (C)	300 (C)
10	10 (C)	10 (C)
6	AWG 26...12	AWG 26...8
4 kV / 3		
A3 / V-0		

Rated connection
0.5...4
0.5...4 / 0.5...2.5
10 / 0.6 x 3.5 mm

The rated voltage of the fuse must not be exceeded. Acc. to UL 600 V / 5 A. A3 terminal points AWG 26-12, A5 terminal points AWG 20-8.

ZSI 6-2 2x2.5 / G20

Type	Order No.
ZSI 6-2 2X2.5/G20	**1820930000**
ZSI 6-2 2X2.5/G20/GL	**1820860000**

Arrangement	Applications			
	Only short-circuit protection		Overload and short-circuit protection	
	T_A max.	Nominal values	T_A max.	Nominal values
Individual			37 °C	2.5 W / 6.3 A
In combination			40 °C	1.6 W / 6.3 A

Ordering data

Version	Type	Qty.	Order No.
500 V AC/DC, w/o LED	ZSI 6-2 2X2.5/G20	20	**1820930000**
10-36 V AC/DC, with LED			
60-150 V AC/DC, with LED			
140-250 V AC/DC, with LED			
Note	G 20 = G-fuse cartridge 5 x 20 / G 25 = G-fuse cartridge 5 x 25 G 25 LED versions upon request.		

ZSI 6 2x2.5 / G25

Type	Order No.
ZSI 6-2 2X2.5/G25	**1820950000**
ZSI 6-2 2X2.5/G25/GL	**1820940000**

Accessories

Pluggable cross-connection	Type	current	Qty.	Order No.
2-pole	ZQV 6/2 GE	41 A	60	**1627850000**
3-pole				
4-pole				
End plate / Partition plate		**Width**		
Screwdriver				
Standard	SDIS SL 0.8X4.0X100		1	**1274670000**
G-fuse cartridge, 5 x 20mm (IEC 60127-2)				
0.25 A fast	G 20/0.25A/F		10	**0430500000**
0.50 A fast	G 20/0.50A/F		10	**0430600000**
1.00 A fast	G 20/1.00A/F		10	**0430700000**
2.00 A fast	G 20/2.00A/F		10	**0430900000**
G25 with indicator / imperial (inch) fuse				
0.50 A medium slow / 2 A	G 25/0.50A/M WS		10	**0510300000**
1.00 A medium slow / 3 A	G 25/1.00A/M RT		10	**0265800000**
2.00 A fast / 5 A	G 25/2.00A/F BL		10	**0192700000**
4.00 A fast / 10 A	G 25/4.00A/F BR		10	**0192800000**

Arrangement	Applications			
	Only short-circuit protection		Overload and short-circuit protection	
	T_A max.	Nominal values	T_A max.	Nominal values
Individual	60 °C			
In combination	47 °C			

Identification systems	(see assortment in catalogue 7)	
Marking tags	DEK 5/5 / WS 10/5	
Note	Status display via an LED.	

Z-series standard ranges provide solutions for conductor cross-sections from 0.05 to 35 mm².

ZSI 6-2 LED — 6 mm²

For metric fuses 5 x 20 mm / 5 x 25 mm

In hazardous area applications, the installation instructions and the rated data specifications for accessories given in the technical appendix must be followed.

Width/Length/Height of lowest version	mm	12.2 x 65 x 55.5
max. current / max. cond. cross-section	A/mm²	**10 / 10**
Max. clamping range	mm²	**0.13...10**

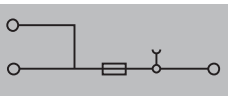

Technical data

IEC 60947-7-3

Rated data		IEC	UL	CSA
Rated voltage to adjoining terminal	V		300 (C)	
Rated current	A	10	10 (C)	
Rated cross-section	mm²	6	AWG 26...12	AWG 20...8
Rated impulse withstand voltage / Pollution severity			4 kV / 3	
Gauge to IEC 60947-1 / Flammability class UL94			A3 / V-0	
Approvals				
Clamped conductors (H05V/H07V)		**Rated connection**		
Solid / stranded	mm²	0.5...10		
Flexible / Flexible with ferrule	mm²	0.5...10 / 0.5...6		
Stripping length / Blade size	mm/-	10 / 0.6 x 3.5 mm		
Note		The rated voltage of the fuse must not be exceeded. Acc. to UL 600 V / 5 A. A3 terminal points AWG 26-12, A5 terminal points AWG 20-8.		

Ordering data

Version	Type	Qty.	Order No.
500 V AC/DC, w/o LED			
10-36 V AC/DC, with LED	ZSI 6-2 2X2.5/G20/LD1	20	**1867500000**
60-150 V AC/DC, with LED			
140-250 V AC/DC, with LED	ZSI 6-2 2X2.5/G20/LD4	20	**1879750000**
Note	G 20 = G-fuse cartridge 5 x 20 / G 25 = G-fuse cartridge 5 x 25 G 25 LED versions upon request.		

Accessories

Pluggable cross-connection	Type	current	Qty.	Order No.
2-pole	ZQV 6/2 GE	41 A	60	**1627850000**
3-pole				
4-pole				
End plate / Partition plate		**Width**		
Screwdriver				
Standard	SDIS SL 0.8X4.0X100		1	**1274670000**
G-fuse cartridge, 5 x 20mm (IEC 60127-2)				
0.25 A fast	G 20/0.25A/F		10	**0430500000**
0.50 A fast	G 20/0.50A/F		10	**0430600000**
1.00 A fast	G 20/1.00A/F		10	**0430700000**
2.00 A fast	G 20/2.00A/F		10	**0430900000**
G25 with indicator / imperial (inch) fuse				
0.50 A medium slow / 2 A	G 25/0.50A/M WS		10	**0510300000**
1.00 A medium slow / 3 A	G 25/1.00A/M RT		10	**0265800000**
2.00 A fast / 5 A	G 25/2.00A/F BL		10	**0192700000**
4.00 A fast / 10 A	G 25/4.00A/F BR		10	**0192800000**

Identification systems	(see assortment in catalogue 7)	
	Marking tags	DEK 5/5 / WS 10/5
Note		Status display via an LED.

Z-series standard ranges provide solutions for conductor cross-sections from 0.05 to 35 mm².

In hazardous area applications, the installation instructions and the rated data specifications for accessories given in the technical appendix must be followed.

ZSI 6-2/FC — 6 mm²

For car fuses

ZSI 6-2/FC

Overload and short-circuit protection

Width/Length/Height of lowest version	mm	8.1 x 70 x 51
max. current / max. cond. cross-section	A/mm²	**30 / 10**
Max. clamping range	mm²	**0.33...10**



Technical data

DIN 72581-3, IEC 60947-7-3

Rated data		IEC	UL	CSA
Rated voltage to adjoining terminal	V	400		300 (C)
Rated current	A	30		25 (C)
Rated cross-section	mm²	6	AWG 22...10	AWG 22...10
Rated impulse withstand voltage / Pollution severity			6 kV / 3	
Gauge to IEC 60947-1 / Flammability class UL94			A5 / V-0	
Approvals				
Clamped conductors (H05V/H07V)		**Rated connection**		
Solid / stranded	mm²	0.5...10		
Flexible / Flexible with ferrule	mm²	0.5...10 / 0.5...6		
Stripping length / Blade size	mm/-	10 / 4.0 x 0.8 mm		
Note		Fuse continuous current max. 80 % IN.		

Type	Order No.
ZSI 6-2/FC	**1814690000**

Arrangement	Applications			
	Only short-circuit protection		Overload	
	T_A max.	Nominal values	T_A max.	Nominal values
Individual	24 °C	3,0 W / 30 A	*	*
In combination	28 °C	1.90 W / 24 A (30 A)**	*	*

*) Values not available
**) According to information from the manufacturer, the rated value of the fuse must be reduced to 80 % of the nominal value of the fuse. The permitted power loss is limited by the surface temperature of the fuse.
⇒The 30 A fuse can be loaded to a maximum 24 A

Ordering data

Version	Type	Qty.	Order No.
500 V AC/DC, w/o LED	ZSI 6-2/FC	25	**1814690000**
10-36 V AC/DC, with LED	ZSI 6-2/FC LD	25	**1814700000**
60-150 V AC/DC, with LED			
140-250 V AC/DC, with LED			
Note	Car fuses are not available from Weidmüller		

Accessories

Pluggable cross-connection	Type	current	Qty.	Order No.
2-pole	ZQV 6/2 GE	41 A	60	**1627850000**
3-pole	ZQV 6/3 GE	41 A	60	**1627860000**
4-pole	ZQV 6/4 GE	41 A	60	**1627870000**
End plate / Partition plate		**Width**		
Screwdriver				
Standard	SDIS SL 0.8X4.0X100		1	**1274670000**
G-fuse cartridge, 5 x 20mm (IEC 60127-2)				
0.25 A fast				
0.50 A fast				
1.00 A fast				
2.00 A fast				
G25 with indicator / imperial (inch) fuse				
0.50 A medium slow / 2 A				
1.00 A medium slow / 3 A				
2.00 A fast / 5 A				
4.00 A fast / 10 A				

Identification systems (see assortment in catalogue 7)	
Marking tags	DEK 5/6 / WS 12/6
Note	Status display using a bi-directional LED. With use of Pudenz fuses.

Especially suitable for utility vehicles in combination with standard car fuses and thermal circuit breakers.

- Simple fuse protection for the plant or facility
- Simplifies the wiring by using ZQV cross-connections
- Simple distribution of potentials
- Vibration-proof
- Optimised wire insertion to connect short-circuit proof cables
- Pluggable solution for ETA circuit breaker (Typ 1170) or alternatively car fuses

ZSI 2x6/4x2.5 FC

6/2.5 mm²

Circuit breaker ETA 1170
28 V DC

NEW



ZSI 2X6/4X2.5 FC / ZSI 2X6/4X2.5

Overload and short-circuit protection

Width/Length/Height with TS35x7.5	mm	16 / 93 / 47.5
Insulating stripping length	mm	**10**

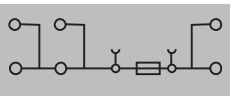

Technical data

Rated data		IEC	UL	CSA
Rated voltage to adjoining terminal	V	500		
Rated current	A	57		
Rated cross-section	mm²	2.5	AWG 26...12	AWG 26...12
		6	AWG 20...8	AWG 20...8
Approvals			in work	in work

Other technical data		Output	Input
Clamped conductors			
solid H07V-U	mm²	0.5...4	0.5...10
stranded H07V-K	mm²	0.5...4	0.5...10
„f" with ferrule acc. DIN 46 228/1	mm²	0.5...2.5	0.5...6
„f" ferrules with plastic collar	mm²	0.5...2.5	0.5...6
max. clamping range in mm²			
gauge acc. to IEC 60 947-1	Size	0.08...4	0.21...10

Note

The maximum load of the single circuit breakers shouldn´t be exceeded.

Type	Order No.
ZSI 2X6/4X2.5 FC	**1058520000**

Arrangement	Applications			
	ETA fuse		Automotive fuse	
	T_A max.	Nominal values	T_A max.	Nominal values
Individual	24 °C	1.68 W / 20 A (25 A)*	45 °C	1.9 W / 24 A (30 A)**
In combination	24 °C	1.68 W / 20 A (25 A)*	35 °C	1.9 W / 24 A (30 A)**

*) ETA circuit breakers 1170
According to information from the manufacturer, the rated value of the fuse must be reduced to 80 % of the nominal value of the fuse. The permitted power loss is limited by the surface temperature of the fuse.
⇒ The 25 A fuse can be loaded to a maximum 20 A

**) Automotive fuses in accordance with DIN 41576
According to information from the manufacturer, the rated value of the fuse must be reduced to 80 % of the nominal value of the fuse. The permitted power loss is limited by the surface temperature of the fuse.
⇒ The 30 A fuse can be loaded to a maximum 24 A

Ordering data

Note

Type	Qty.	Order No.
ZSI 2x6/4x2.5 FC	10	**1058520000**

Accessories

Pluggable cross-connection		Type	Current	Qty.	Order No.
	2-pole	ZQV6/2 GE	41 A	60	**1627850000**
	3-pole				
	4-pole				
End plate / partition					
	ZAP black Wemid	ZAP ZSI2x6/4x2.5		50	**1059310000**
Screwdriver					
	SD acc. to DIN 5264-A	SD 0.6x3.5		1	**9008330000**
		SD 0.8x4		1	**9008340000**

Circuit breaker ETA and car fuses*		Circuit breaker 1170
Rated voltage		28 V DC
Rated current	A	3...25
Switching capacity	A	400
Protection	IP	40

Rated current circuit breaker	A	Circuit breaker 1170 Colour	Order No.
		3 violet	**1278730000**
		4 pink	**1278740000**
		5 orange	**1278750000**
		6 green	**1278760000**
		7.5 brown	**1278770000**
		8 yellow	**1278780000**
		10 red	**1278790000**
		15 blue	**1278810000**
		20 yellow	**1278820000**
		25 white	**1278830000**

ETA 1180

ETA 1170

Marking systems	(see assortment in catalogue 7)	
	Marking tags	DEK 5/5 MC

*) **Note:**
not possible to order from Weidmüller

Especially suitable for utility vehicles in combination with standard car fuses and thermal circuit breakers.

- Simple fuse protection for the plant or facility
- Simplifies the wiring by using ZQV cross-connections
- Simple distribution of potentials
- Vibration-proof
- Optimised wire insertion to connect short-circuit proof cables
- Pluggable solution for ETA circuit breaker (Typ 1180)

ZSI 2x6/4x2.5

6/2.5 mm²

Circuit breaker ETA 1180
65 V DC / 250 V AC

NEW



ZSI 2X6/4X2.5 FC / ZSI 2X6/4X2.5

Overload and short-circuit protection

Width/Length/Height with TS35x7.5	mm
Insulating stripping length	mm

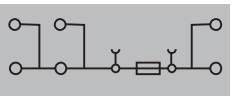

Technical data

Rated data		IEC	UL	CSA
Rated voltage to adjoining terminal	V	500		
Rated current	A	57		
Rated cross-section	mm²	2.5	AWG 26...12	AWG 26...12
		6	AWG 20...8	AWG 20...8
Approvals			in work	in work

Other technical data		Output	Input
Clamped conductors			
solid H07V-U	mm²	0.5...4	0.5...10
stranded H07V-K	mm²	0.5...4	0.5...10
„f" with ferrule acc. DIN 46 228/1	mm²	0.5...2.5	0.5...6
„f" ferrules with plastic collar	mm²	0.5...2.5	0.5...6
max. clamping range in mm²			
gauge acc. to IEC 60 947-1	Size	0.08...4	0.21...10

Note

The maximum load of the single circuit breakers shouldn´t be exceeded.

Type	Order No.
ZSI 2X6/4X2.5	1265990000

Arrangement	Applications			
	ETA fuse		Automotive fuse	
	T_A max.	Nominal values	T_A max.	Nominal values
Individual	24 °C	1.68 W / 20 A (25 A)*	45 °C	1.9 W / 24 A (30 A)**
In combination	24 °C	1.68 W / 20 A (25 A)*	35 °C	1.9 W / 24 A (30 A)**

*) ETA circuit breakers 1170
According to information from the manufacturer, the rated value of the fuse must be reduced to 80 % of the nominal value of the fuse. The permitted power loss is limited by the surface temperature of the fuse.
⇒ The 25 A fuse can be loaded to a maximum 20 A

**) Automotive fuses in accordance with DIN 41576
According to information from the manufacturer, the rated value of the fuse must be reduced to 80 % of the nominal value of the fuse. The permitted power loss is limited by the surface temperature of the fuse.
⇒ The 30 A fuse can be loaded to a maximum 24 A

Ordering data

Note

Accessories

Pluggable cross-connection		Type	Strom	Qty.	Order No.
	2-pole	ZQV 6/2 GE	41 A	60	1627850000
	3-pole				
	4-pole				
End plate / partition					
	ZAP black Wemid	ZAP ZSI2x6/4x2.5		50	1059310000
Screwdriver					
	SD acc. to DIN 5264-A	SD 0.6x3.5		1	9008330000
		SD 0.8x4		1	9008340000

Circuit breaker ETA and car fuses*		Circuit breaker 1180
Rated voltage		65 V DC / 250 V AC
Rated current	A	0.1...10
Switching capacity	A	400
Protection	IP	40

Rated current circuit breaker	A	Circuit breaker 1180 Order No.		Order No.
		0.1	1278840000	2	1278970000
		0.2	1278850000	2.5	1278980000
		0.25	1278860000	3	1278990000
		0.3	1278870000	3.5	1279010000
		0.4	1278880000	4	1279020000
		0.5	1278910000	5	1279030000
		0.6	1278920000	6	1279040000
		0.7	1278930000	7	1279050000
		0.8	1278940000	8	1279060000
		1	1278950000	10	1279070000
		1.5	1278960000		

ETA 1180

ETA 1170

Marking systems	(see assortment in catalogue 7)
	Marking tags
	DEK 5/5 MC

*) **Note:**
not possible to order from Weidmüller

Cartridge fuses and gauge pieces for Weidmüller fuse terminals

Cartridge fuses

Technical data / Ordering data

For terminal type	Size (mm)	Nom. current (A)	Type		Qty.	Order No.
	G-type cartridge fuses 5 x 20 **without** indicators to IEC 60127-2 (VDE 0820 pt.2 Bl [1])					
ZSI 2.5		0.1	(F)	G 20/0.10A/F	10	**0430300000**
ZSI 6-2 2 x 2.5/G20...	5 x 20	0.2	(F)	G 20/0.20A/F	10	**0430400000**
ZSI 2.5 2 x 2 AN/G20...	breaking capacity 1500 A	0.25	(F)	G 20/0.25A/F	10	**0430500000**
	(at 250 V, 50 Hz, cos φ 0.7)	0.5	(F)	G 20/0.50A/F	10	**0430600000**
		0.63	(F)	G 20/0.63A/F	10	**0439000000**
		1.0	(F)	G 20/1.00A/F	10	**0430700000**
		1.6	(F)	G 20/1.60A/F	10	**0430800000**
		2.0	(F)	G 20/2.00A/F	10	**0430900000**
		2.5	(F)	G 20/2.50A/F	10	**0431000000**
		3.15	(F)	G 20/3.15A/F	10	**0431100000**
		4.0	(F)	G 20/4.00A/F	10	**0431200000**
		5.0	(F)	G 20/5.00A/F	10	**0431300000**
		6.3	(F)	G 20/6.30A/F	10	**0431400000**
		(M) = medium-blow (F) = fast-blow				
	G-type cartridge fuses 5 x 25 **with** indicators to DIN 41576[1])					
ZSI 2.5/ 5 x 25	5 x 25 m. K.1)	0.25	(M)	G 25/0.25A/M	10	**0546900000**
ZSI 6-2 2 x 2.5/G25...	breaking capacity 80 A	0.5	(M)	G 25/0.50A/M	10	**0510300000**
ZSI 2.5 2 x 2 AN/G25...	(at 250 V, 50 Hz, cos : = 1)	0.8	(M)	G 25/0.80A/M	10	**0646400000**
		1	(M)	G 25/1.00A/M	10	**0265800000**
		10	(M)[5])	G 25/10.0A/M	10	**0193100000**
		2	(F)	G 25/2.00A/F	10	**0192700000**
		4	(F)	G 25/4.00A/F	10	**0192800000**
		6.3	(F)	G 25/6.30A/F	10	**0192900000**
		(M) = medium-blow (F) = fast-blow				
	Cartridge fuses 1¼" x ¼" **without** indicators to BS 88					
ZSI 2.5/2	33 kA breaking capacity 33 kA fast-blow	0.5		GZ 0.5A/F	10	**0533800000**
	E 0.5 A	1		GZ 1.0A/F	10	**0525500000**
	E 1 A	2		GZ 2.0A	10	**0294500000**
	E 2 A	3		GZ 3.0A	10	**0295700000**
	E 3 A	5		GZ 5.0A	10	**0294600000**
	E 5 A	7		GZ 7.0A	10	**0295800000**
	E 7 A	10		GZ 10.0A	10	**0293900000**
	E 10 A	12.5		GZ 12.5A FF	10	**0245400000**
		(M) = medium-blow (F) = fast-blow				

Note: [1]) The SIBA company also supplies G-type cartridge fuses 5 x 25 with indicators suitable for 450 V~ shipbuilding applications.

Standard model and Roof-style

Z-series standard ranges provide solutions for conductor cross-sections from 0.05 to 35 mm².

In hazardous area applications, the installation instructions and the rated data specifications for accessories given in the technical appendix must be followed.

		ZTR 2.5 — 2.5 mm²	ZTR 2.5/3AN — 2.5 mm²
		Two connections	Three connections
Width/Length/Height of lowest version	mm	5.1 x 59.5 x 41	5.1 x 79.5 x 41
max. current / max. cond. cross-section	A/mm²	20 / 4	20 / 4
Max. clamping range	mm²	0.05...4	0.05...4





Technical data

Rated data		ZTR 2.5	ZTR 2.5/3AN
		IEC 60947-7-1	IEC 60947-7-1
Rated voltage	V	IEC: 500 / UL: 600 (C) / CSA: 600 (C)	IEC: 500 / UL: 600 (C) / CSA: 300 (C)
Rated current	A	IEC: 20 / UL: 20 (C) / CSA: 15 (C)	IEC: 20 / UL: 20 (C) / CSA: 10 (C)
Rated cross-section	mm²	IEC: 2.5 / UL: AWG 30...12 / CSA: AWG 30...12	IEC: 2.5 / UL: AWG 30...12 / CSA: AWG 26...12
Rated impulse withstand voltage / Pollution severity		6 kV / 3	6 kV / 3
Gauge to IEC 60947-1 / Flammability class UL94		A3 / V-0	A3 / V-0
Approvals			
Clamped conductors (H05V/H07V)		**Rated connection**	**Rated connection**
Solid / stranded	mm²	0.5...4	0.5...4
Flexible / Flexible with ferrule	mm²	0.5...4 / 0.5...2.5	0.5...4 / 0.5...2.5
Stripping length / Blade size	mm/-	10 / 0.6 x 3.5 mm	10 / 0.6 x 3.5 mm
Note		2.5 mm² flexible wires with wire-end ferrules are crimped with the Weidmüller PZ 6/5 crimping tool.	2.5 mm² flexible wires with wire-end ferrules are crimped with the Weidmüller PZ 6/5 crimping tool.

Ordering data

Version	ZTR 2.5 Type	Qty.	Order No.	ZTR 2.5/3AN Type	Qty.	Order No.
Dark beige Wemid	ZTR 2.5	100	1831280000	ZTR 2.5/3AN	100	8731720000
Blue Wemid	ZTR 2.5 BL	100	8731710000	ZTR 2.5/3AN BL	100	8731730000
Without isolator, Dark beige Wemid	ZTR 2.5/0.TNHE	100	1831130000	ZTR 2.5/3AN/0.TNHE	100	8728450000
Orange Wemid	ZTR 2.5 OR	100	8731680000	ZTR 2.5/3AN OR	100	8731690000
Note						

Accessories

Pluggable cross-connection	ZQV 2.5 Type	current	Qty.	Order No.	ZQV 2.5 Type	current	Qty.	Order No.
2-pole	ZQV 2.5/2	24 A	60	1608860000	ZQV 2.5/2	24 A	60	1608860000
3-pole	ZQV 2.5/3	24 A	60	1608870000	ZQV 2.5/3	24 A	60	1608870000
4-pole	ZQV 2.5/4	24 A	60	1608880000	ZQV 2.5/4	24 A	60	1608880000
10-pole	ZQV 2.5/10	24 A	20	1608940000	ZQV 2.5/10	24 A	20	1608940000
End plate / Partition plate		**Width**				**Width**		
Dark beige Wemid	ZAP/TW 1	2 mm	50	1608740000	ZAP/TW 3	2 mm	50	1608800000
End bracket								
Dark beige Wemid	ZEW 35	6 mm	20	9540000000	ZEW 35	6 mm	20	9540000000
Screwdriver								
Standard	SDIS SL 0.6X3.5X100		1	1274660000	SDIS SL 0.6X3.5X100		1	1274660000
Testing / Checking								
Test plug	PS 2.3 RT	5.4 mm	20	0180400000	PS 2.3 RT	5.4 mm	20	0180400000
Holder for cartridge fuse 5 x 20mm								
400 V AC/DC, without LED	SIHA 3/G20	5.95 mm	25	7921560000	SIHA 3/G20	5.95 mm	25	7921560000
10 - 36 V AC/DC, red LED	SIHA 3/G20/LD 10-36V	5.95 mm	25	7921570000	SIHA 3/G20/LD 10-36V	5.95 mm	25	7921570000
140 - 250 V AC/DC, red LED	SIHA 3/G20/LD 140-250V	5.95 mm	25	7921600000	SIHA 3/G20/LD 140-250V	5.95 mm	25	7921600000
Module connector (max, 250 V)								
without fittings	BEST	5.1 mm	50	1833100000	BEST	5.1 mm	50	1833100000
with wire jumper	BEST/DRBR	5.1 mm	50	1878570000	BEST/DRBR	5.1 mm	50	1878570000
With 1N4007 diode	BEST/D	5.1 mm	50	1878560000	BEST/D	5.1 mm	50	1878560000
Test adapter								
Standard	ZTA 1	5.1 mm	25	1609040000	ZTA 1	5.1 mm	25	1609040000
With assembly peg	ZTA 1/ZA	5.1 mm	25	1609050000	ZTA 1/ZA	5.1 mm	25	1609050000
Disconnect plug								
removable, as replacement for release lever	TNST		50	1833090000	TNST		50	1833090000
Identification systems (see assortment in catalogue 7)								
Marking tags	DEK 5/5 / WS 10/5				DEK 5/5 / WS 10/5			
Note	If the disconnect lever is replaced by the SIHA 3, a fused terminal is created.				If the disconnect lever is replaced by the SIHA 3, a fused terminal is created.			

ZTR 2.5/4AN — 2.5 mm²

Four connections



5.1 x 82.5 x 41
16 / 2.5
0.05...2.5



IEC 60947-7-1

IEC	UL	CSA
400	300 (D)	300 (C)
16	10 (D)	10 (C)
2.5	AWG 30...12	AWG 26...12
	6 kV / 3	
	A2 / V-0	

Rated connection
0.5...2.5
0.5...2.5 / 0.5...1.5
10 / 0.6 x 3.5 mm

2.5 mm² flexible wires with wire-end ferrules are crimped with the Weidmüller PZ 6/5 crimping tool.

Type	Qty.	Order No.
ZTR 2.5/4AN	100	7920900000
ZTR 2.5/4AN BL	100	7920930000
ZTR 2.5/4AN/O.TNHE	100	7920950000
ZTR 2.5/4AN OR	100	7920940000

Type	current	Qty.	Order No.
ZQV 2.5/2	24 A	60	1608860000
ZQV 2.5/3	24 A	60	1608870000
ZQV 2.5/4	24 A	60	1608880000
ZQV 2.5/10	24 A	20	1608940000
	Width		
ZAP/TW 3	2 mm	50	1608800000
ZEW 35	6 mm	20	9540000000
SDIS SL 0.6X3.5X100		1	1274660000
PS 2.3 RT	5.4 mm	20	0180400000
SIHA 3/G20	5.95 mm	25	7921560000
SIHA 3/G20/LD 10-36V	5.95 mm	25	7921570000
SIHA 3/G20/LD 140-250V	5.95 mm	25	7921600000
BEST	5.1 mm	50	1833100000
BEST/DRBR	5.1 mm	50	1878570000
BEST/D	5.1 mm	50	1878560000
TNST		50	1833090000

WS 10/5 / DEK 5/5

If the disconnect lever is replaced by the SIHA 3, a fused terminal is created.

ZDTR 2.5 — 2.5 mm²

Four connections



5.1 x 117 x 68
16 / 4
0.13...4

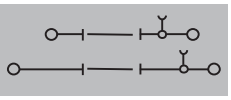

IEC 60947-7-1

IEC	UL	CSA
400	300 (D)	300 (B)
16	10 (D)	10 (B)
2.5	AWG 26...12	AWG 26...12
	6 kV / 3	
	A2 / V-0	

Rated connection
0.5...4
0.5...4 / 0.5...2.5
10 / 0.6 x 3.5 mm

2.5 mm² flexible wires with wire-end ferrules are crimped with the Weidmüller PZ 6/5 crimping tool.

Type	Qty.	Order No.
ZDTR 2.5	20	1745400000
ZDTR 2.5 BL	20	1798330000

Type	current	Qty.	Order No.
ZQV 2.5N/2 GE	24 A	60	1693800000
ZQV 2.5N/3 GE	24 A	60	1693810000
ZQV 2.5N/4 GE	24 A	60	1693820000
ZQV 2.5N/10 GE	24 A	20	1693880000
	Width		
AP ZDTR2.5	1.5 mm	20	1745420000
ZEW 35	6 mm	20	9540000000
SDIS SL 0.6X3.5X100		1	1274660000
PS 2.3 RT	5.4 mm	20	0180400000
SIHA 2/G20 10-36V	5.95 mm	25	9543070000
SIHA 2/G20 140-250V	5.95 mm	25	9537640000
BEST	5.1 mm	50	1833100000
BEST/DRBR	5.1 mm	50	1878570000
BEST/D	5.1 mm	50	1878560000

DEK 5/5

If the disconnect lever is replaced by the SIHA 3 (only on the top level), a fused terminal is created.

Test-disconnect terminal blocks for measuring with ZTL 6



Pos.	Type	Qty.	Order No.
1	ZEW TS 35 (nur TS 35)	20	9540000000
1	EWK1 (nur TS 32)	50	0206160000
2	ZTD 6	20	1771810000
3	ZTL 6	20	1771800000
4	KSBR/2	50	1771820000
5	STB 21.6 SW	50	1071040000
6	SSP ZTL 6	100	1771860000
7	ZTW ZTL 6	20	1771870000
8	BZT ZTL 6	20	1781140000
Optionally available for better labelling (instead of 11 x Pos. 5):			
Pos.	**Type**	**Qty.**	**Order No.**
5	STB 21.6 BE	50	1071000000
9	STB 21.6 GE	50	1071010000
10	STB 21.6 GN	50	1071020000
11	STB 21.6 VI	50	1071030000
12	STB 21.6 BL	50	1071080000
Optionally available for a shared k-point:			

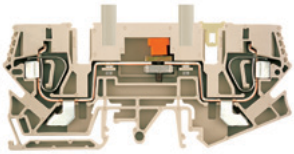



ZTL 6/STB

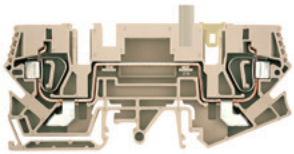



ZTD 6/STB

Operating status

(with internal distribution of the k-point)

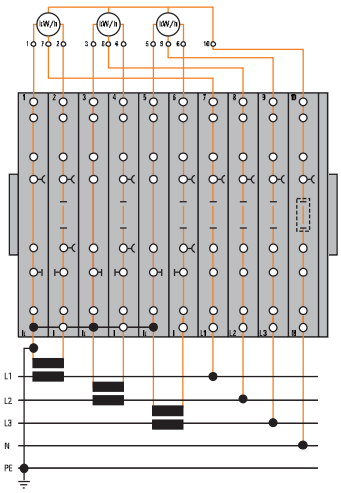

Comparison measurement for L1

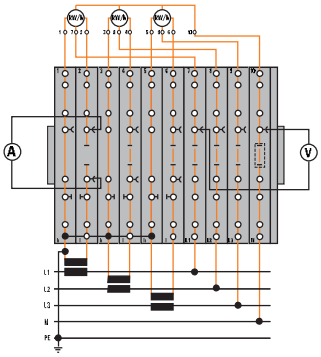

Operation depending on the operating status:

1. Connect ammeter to test sockets of terminal 2.
2. Open disconnect slide link of terminal 2.
3. Connect voltameter to test sockets of terminals 7 and 10.

Meter test for L1 through external power supply

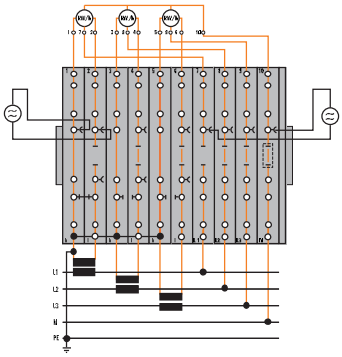

Operation depending on the operating status:

1. Close short-circuit slide of terminals 1 and 2.
2. Open disconnect slide link of terminals 2 and 7.
3. Connect external power supply to the sockets of terminals 1, 2 and 7, 10.

Changing the meter for L1

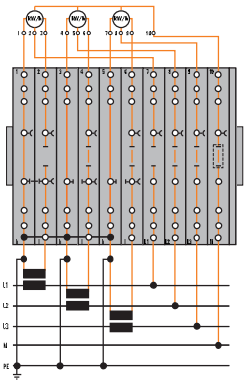

Operation depending on the operating status:

1. Close short-circuit slide of terminals 1 and 2.
2. Open disconnect slide link of terminals 2 and 7.
3. Disconnect meter for L1 at terminals 1, 2 and 7.

Terminal for power supply

In hazardous area applications, the installation instructions and the rated data specifications for accessories given in the technical appendix must be followed.

ZTD 6 — 6 mm²

Feed-through terminal



Width/Length/Height of lowest version	mm	8 x 106 x 48
max. current / max. cond. cross-section	A/mm²	**52 / 10**
Max. clamping range	mm²	**0.5...10**



ZTL 6 — 6 mm²

Disconnect test terminal

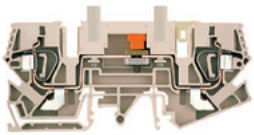

Width/Length/Height of lowest version	mm	8 x 106 x 48
max. current / max. cond. cross-section	A/mm²	**52 / 10**
Max. clamping range	mm²	**0.5...10**

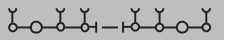

Technical data

Rated data		ZTD 6			ZTL 6		
		IEC 60947-7-1			IEC 60947-7-1		
		IEC	UL	CSA	IEC	UL	CSA
Rated voltage	V	800	300 (C)	300 (C)	800	300 (C)	300 (C)
Rated current	A	41	33 (C)	33 (C)	41	33 (C)	33 (C)
Rated cross-section	mm²	6	AWG 20...8	AWG 20...8	6	AWG 20...8	AWG 20...8
Rated impulse withstand voltage / Pollution severity		8 kV / 3			8 kV / 3		
Gauge to IEC 60947-1 / Flammability class UL94		A5 / V-0			A5 / V-0		
Approvals							
Clamped conductors (H05V/H07V)		**Rated connection**			**Rated connection**		
Solid / stranded	mm²	0.5...10 / 1.5...6			0.5...10 / 1.5...6		
Flexible / Flexible with ferrule	mm²	0.5...6 / 0.5...6			0.5...6 / 0.5...6		
Stripping length / Blade size	mm/-	13 / 0.8 x 4.0 mm			13 / 0.8 x 4.0 mm		
Note		400 V when used as a disconnect terminal. Tightening torque for ZTL 6 disconnection element with screw = 0.5 - 0.6 Nm.			400 V when used as a disconnect terminal. Tightening torque for ZTL 6 disconnection element with screw = 0.5 - 0.6 Nm.		

Ordering data

Version	ZTD 6 Type	Qty.	Order No.	ZTL 6 Type	Qty.	Order No.
Without socket	ZTD 6	20	**1771810000**	ZTL 6	20	**1771800000**
with socket	ZTD 6/STB	20	**1771960000**	ZTL 6/STB	20	**1771950000**
Note						

Accessories

Pluggable cross-connection	ZTD 6 Type	current	Qty.	Order No.	ZTL 6 Type	current	Qty.	Order No.
2-pole	ZQV 6/2 GE	41 A	60	**1627850000**	ZQV 6/2 GE	41 A	60	**1627850000**
3-pole	ZQV 6/3 GE	41 A	60	**1627860000**	ZQV 6/3 GE	41 A	60	**1627860000**
4-pole	ZQV 6/4 GE	41 A	60	**1627870000**	ZQV 6/4 GE	41 A	60	**1627870000**
End plate / Partition plate		**Width**				**Width**		
End plate	ZTW ZTL6	2 mm	20	**1771870000**	ZTW ZTL6	2 mm	20	**1771870000**
Testing / Checking								
Test plug	PS 4 F.STB 4	7.6 mm	20	**0299600000**	PS 4 F.STB 4	7.6 mm	20	**0299600000**
Socket - blue	STB 21.6/IH/BL WTL6/3	6.2 mm	50	**1071080000**	STB 21.6/IH/BL WTL6/3	6.2 mm	50	**1071080000**
Socket - yellow	STB 21.6/IH/GE WTL6/3	6.2 mm	50	**1071010000**	STB 21.6/IH/GE WTL6/3	6.2 mm	50	**1071010000**
Socket - green	STB 21.6/IH/GN WTL6/3	6.2 mm	50	**1071020000**	STB 21.6/IH/GN WTL6/3	6.2 mm	50	**1071020000**
Socket - magenta	STB 21.6/IH/VI WTL6/3	6.2 mm	50	**1071030000**	STB 21.6/IH/VI WTL6/3	6.2 mm	50	**1071030000**
Miscellaneous accessories								
Lockout device					SSP ZTL6	6 mm	100	**1771860000**
Short-circuit plug, 2-pole	KSBR/2 ZTL6	13.7 mm	20	**1771820000**	KSBR/2 ZTL6	13.7 mm	20	**1771820000**
Short-circuit plug, 3-pole	KSBR/3 ZTL6	23.2 mm	20	**1771830000**	KSBR/3 ZTL6	23.2 mm	20	**1771830000**
Short-circuit plug, 4-pole	KSBR/4 ZTL6	31.3 mm	20	**1771840000**	KSBR/4 ZTL6	31.3 mm	20	**1771840000**
Marker holder								
	BZT ZTL6	7.8 mm	20	**1781140000**	BZT ZTL6	7.8 mm	20	**1781140000**

Identification systems (see assortment in catalogue 7)	ZTD 6	ZTL 6
Marking tags	DEK 5/8 / WS 12/6,5	DEK 5/8 / WS 12/6,5
Note	Pluggable label holders for additional labelling tags are above the cross-connection channel (BZT ZTL 6).	Pluggable label holders for additional labelling tags are above the cross-connection channel (BZT ZTL 6).

Standard model and Roof-style

The compact terminal range for conductor cross-sections 0.13 to 16 mm.

In hazardous area applications, the installation instructions and the rated data specifications for accessories given in the technical appendix must be followed.

		ZTR 2.5-2	ZTR 6-2
		2.5 mm²	6 mm²
		Two connections	2 connections
Width/Length/Height of lowest version	mm	5.1 x 50.5 x 44	8.1 x 70 x 51
max. current / max. cond. cross-section	A/mm²	21 / 2.5	30 / 10
Max. clamping range	mm²	0.13...2.5	0.05...10







Technical data

Rated data		ZTR 2.5-2	ZTR 6-2
		IEC 60947-7-1	
Rated voltage	V	IEC: 400 / UL: 300 (D) / CSA: 300 (C)	IEC: 500 / UL: / CSA:
Rated current	A	10 / 10 (D) / 10 (C)	30
Rated cross-section	mm²	2.5 / AWG 26...12 / AWG 26...12	6
Rated impulse withstand voltage / Pollution severity		6 kV / 3	6 kV / 3
Gauge to IEC 60947-1 / Flammability class UL94		A2 / V-0	A5 / V-0
Approvals			
Clamped conductors (H05V/H07V)		**Rated connection**	**Rated connection**
Solid / stranded	mm²	0.5...2.5	0.5...10 / 0.5...6
Flexible / Flexible with ferrule	mm²	0.5...2.5 / 0.5...1.5	0.5...6 / 0.5...6
Stripping length / Blade size	mm/-	10 / 0.6 x 3.5 mm	12 / 0.6 x 3.5 mm
Note		2.5 mm² flexible wires with wire-end ferrules are crimped with the Weidmüller PZ 6/5 crimping tool.	

Ordering data

Version	ZTR 2.5-2 Type	Qty.	Order No.	ZTR 6-2 Type	Qty.	Order No.
Dark beige Wemid	ZTR 2.5-2	100	1779010000	ZTR 6-2	50	1023830000
Blue Wemid	ZTR 2.5-2 BL	100	1779120000			
Without isolator, Dark beige Wemid	ZTR 2.5-2/O.TNHE	100	1779020000			
Orange Wemid	ZTR 2.5-2 OR	100	1779130000			
Note						

Accessories

Pluggable cross-connection	Type	current	Qty.	Order No.	Type	current	Qty.	Order No.
2-pole	ZQV 2.5/2	24 A	60	1608860000	ZQV 6/2 GE	41 A	60	1627850000
3-pole	ZQV 2.5/3	24 A	60	1608870000	ZQV 6/3 GE	41 A	60	1627860000
4-pole	ZQV 2.5/4	24 A	60	1608880000	ZQV 6/4 GE	41 A	60	1627870000
10-pole	ZQV 2.5/10	24 A	20	1608940000				
20-/24-pole					ZQV 6/24 GE	41 A	10	1908990000
End plate / Partition plate		**Width**				**Width**		
Dark beige Wemid	ZAP/TW7	2.5 mm	50	1706110000	ZAP ZDU6-2	2 mm	50	1771440000
End bracket								
Dark beige Wemid	ZEW 35	6 mm	20	9540000000	ZEW 35	6 mm	20	9540000000
Screwdriver								
Standard	SDIS SL 0.6X3.5X100		1	1274660000	SDIS 0.6X3.5X100		1	9008390000
Holder for cartridge fuse 5 x 20mm								
400 V AC/DC, without LED	SIHA 3/G20	5.95 mm	25	7921560000				
10 - 36 V AC/DC, red LED	SIHA 3/G20/LD 10-36V	5.95 mm	25	7921570000				
140 - 250 V AC/DC, red LED	SIHA 3/G20/LD 140-250V	5.95 mm	25	7921600000				
Module connector (max, 250 V)								
without fittings	BEST	5.1 mm	50	1833100000				
with wire jumper	BEST/DRBR	5.1 mm	50	1878570000				
With 1N4007 diode	BEST/D	5.1 mm	50	1878560000				
Disconnect plug								
removable, as replacement for release lever	TNST		50	1833090000				
Identification systems (see assortment in catalogue 7)								
Marking tags	DEK 5/5 / WS 14/5							
Note	If the disconnect lever is replaced by the SIHA 2, a fused terminal is created.							

Roof-style

ZTR 6-2 E — 6 mm²



In hazardous area applications, the installation instructions and the rated data specifications for accessories given in the technical appendix must be followed.

Width/Length/Height of lowest version	mm	8.1 x 70 x 51
max. current / max. cond. cross-section	A/mm²	**20 / 10**
Max. clamping range	mm²	**0.05...10**

Technical data

Rated data		IEC	UL	CSA
Rated voltage	V	230		
Rated current	A	20		
Rated cross-section	mm²	6		
Rated impulse withstand voltage / Pollution severity			8 kV / 3	
Gauge to IEC 60947-1 / Flammability class UL94			A5 / V-0	
Approvals				
Clamped conductors (H05V/H07V)		**Rated connection**		
Solid / stranded	mm²	0.5...10 / 0.5...6		
Flexible / Flexible with ferrule	mm²	0.5...6 / 0.5...6		
Stripping length / Blade size	mm/-	12 / 0.6 x 3.5 mm		
Note				

Ordering data

Version	Type	Qty.	Order No.
Dark beige Wemid, 230 V UC	ZTR 6-2 E / 230V UC	10	**8817930000**
Dark beige Wemid, 24 V DC	ZTR 6-2 E / 24V DC	10	**8817920000**
Note			

Accessories

End plate / Partition plate	Type	Width	Qty.	Order No.
Dark beige Wemid	ZAP ZDU6-2	2 mm	50	**1771440000**
End bracket				
Dark beige Wemid	ZEW 35	6 mm	20	**9540000000**
Test adapter				
With assembly peg	ZTA 7/ZA	8.1 mm	25	**1780670000**
Screwdriver				
Standard	SDIS 0.6X3.5X100		1	**9008390000**

(see assortment in catalogue 7)

Note

Operation mode

Operating mode

ZTR6-2 E

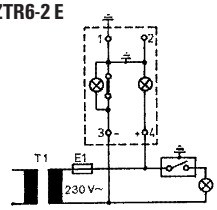

- Slide link is closed
- Auxiliary circuit is **earthed**
- Display is illuminated green

Test position

When measuring insulation resistance with voltages greater than U_{Nom}, the earth connection must first be disconnected.

ZTR6-2 E

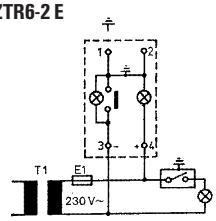

- Slide link is opened
- Auxiliary circuit is **not earthed**
- **No** earth fault
- Display illuminated green and red with reduced intensity
- Disconnected earth connection -> When measuring insulation resistance with voltages greater than U_{Nom}, the earth connection must be disconnected.

Operational malfunction

ZTR6-2 E

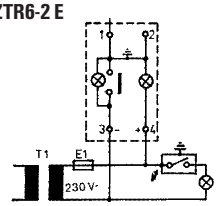

- Slide link is opened
- Auxiliary circuit is **not earthed**
- **Earth fault**
- Display is illuminated red

N-cross-connections with busbar system 10 x 3 mm.

In hazardous area applications, the installation instructions and the rated data specifications for accessories given in the technical appendix must be followed.

ZDU 2.5 S — 2.5 mm²

Two connections

ZDU 4 S — 4 mm²

Two connections



		ZDU 2.5 S	ZDU 4 S
Width/Length/Height of lowest version	mm	5.1 x 61 x 44	6.1 x 64.2 x 46
max. current / max. cond. cross-section	A/mm²	**24 / 4**	**32 / 6**
Max. clamping range	mm²	**0.5...4**	**0.5...6**

Technical data

		ZDU 2.5 S	ZDU 4 S
Rated data		IEC 60947-7-1	IEC 60947-7-1
		IEC / UL / CSA	IEC / UL / CSA
Rated voltage	V	400	400
Rated current	A	24	32
Rated cross-section	mm²	2.5	4
Rated impulse withstand voltage / Pollution severity		6 kV / 3	6 kV / 3
Gauge to IEC 60947-1 / Flammability class UL94		A2 / V-0	A3 / V-0
Approvals			
Clamped conductors (H05V/H07V)		**Rated connection**	**Rated connection**
Solid / stranded	mm²	0.5...4	0.5...6
Flexible / Flexible with ferrule	mm²	0.5...4 / 0.5...2.5	0.5...4 / 0.5...4
Stripping length / Blade size	mm/-	10 / 0.6 x 3.5 mm	10 / 0.6 x 3.5 mm
Note		The supply to the busbar is via a busbar connection (ZB 35, ZB 16 or ZF 4S).	The supply to the busbar is via a busbar connection (ZB 35, ZB 16 or ZF 4S).

Ordering data

Version		ZDU 2.5 S			ZDU 4 S		
		Type	Qty.	Order No.	Type	Qty.	Order No.
	Dark beige Wemid	ZDU 2.5 S	100	1808010000	ZDU 4 S	100	1808360000
	Blue Wemid	ZDU 2.5 S BL	100	1808020000	ZDU 4 S BL	100	1808370000
Note		The distance from holding plate to holding plate should be 200 mm.			The distance from holding plate to holding plate should be 200 mm.		

Accessories

		ZDU 2.5 S				ZDU 4 S			
Pluggable cross-connection		Type	current	Qty.	Order No.	Type	current	Qty.	Order No.
	2-pole	ZQV 2.5/2	24 A	60	1608860000	ZQV 4/2 GE	32 A	60	1608950000
	3-pole	ZQV 2.5/3	24 A	60	1608870000	ZQV 4/3 GE	32 A	60	1608960000
	4-pole	ZQV 2.5/4	24 A	60	1608880000	ZQV 4/4 GE	32 A	60	1608970000
	10-pole	ZQV 2.5/10	24 A	20	1608940000	ZQV 4/10 GE	32 A	20	1609030000
	20-/24-pole	ZQV 2.5/20	24 A	20	1908960000	ZQV 4/20 GE	32 A	20	1909010000
End plate / Partition plate			**Width**				**Width**		
	Dark beige Wemid	ZAP ZDU 2.5 S	2 mm	20	1808030000	ZAP ZDU 4 S	2 mm	20	1808380000
	Blue Wemid	ZAP ZDU 2.5 S BL	2 mm	20	1808040000	ZAP ZDU 4 S BL	2 mm	20	1808390000
Support bracket for 10 x 3 (required every 20 cm)									
	Blue Wemid	ZHP S	3 mm	20	1808290000	ZHP S	3 mm	20	1808290000
	For a vertical installation position	ZHP S SO	3 mm	20	1808280000	ZHP S SO	3 mm	20	1808280000
End bracket									
	Dark beige Wemid	ZEW 35	6 mm	20	9540000000	ZEW 35	6 mm	20	9540000000
Screwdriver									
	Standard	SDIS SL 1.0X4.5X125		1	1274680000	SDIS SL 0.6X3.5X100		1	1274660000

Identification systems	(see assortment in catalogue 7)		
	Marking tags	DEK 5/5 / WS 10/5	DEK 5/5 / WS 10/6
Note			

ZDU 6S — 6 mm²

Two connections



8.1 x 64.35 x 50.09
41 / 10
0.5...10

IEC 60947-7-1

IEC	UL	CSA
400		
41		
6		
	6 kV / 3	
	A5 / V-0	

Rated connection
0.5...10
0.5...10 / 0.5...6
12 / 0.6 x 3.5 mm

The supply to the busbar is via a busbar connection (ZB 35, ZB 16 or ZF 4S).

Type	Qty.	Order No.
ZDU 6 S	100	1808230000
ZDU 6 S BL	100	1808240000

The distance from holding plate to holding plate should be 200 mm.

Type	current	Qty.	Order No.
ZQV 6/2 GE	41 A	60	1627850000
ZQV 6/3 GE	41 A	60	1627860000
ZQV 6/4 GE	41 A	60	1627870000
ZQV 6/24 GE	41 A	10	1908990000
	Width		
ZAP ZDU 6 S	2 mm	20	1808250000
ZAP ZDU 6 S BL	2 mm	20	1808260000
ZHP S	3 mm	20	1808290000
ZHP S SO	3 mm	20	1808280000
ZEW 35	6 mm	20	9540000000
SDIS SL 0.8X4.0X100		1	1274670000

DEK 5/8 / WS 10/6

ZDU 10/S — 10 mm²

Two connections

10 x 86.5 x 48.5
76 / 16
1.3...16

IEC 60947-7-1

IEC	UL	CSA
400	600 (C)	300 (C)
57	60 (C)	55 (C)
10	AWG 16...6	AWG 16...6
	6 kV / 3	
	A6 / V-0	

Rated connection
1.5...16 / 1.5...16
1.5...10 / 1.5...10
18 / 1.0 x 5.5 mm

The supply to the busbar is via a busbar connection (ZB 35, ZB 16 or ZF 4S).

Type	Qty.	Order No.
ZDU 10S	25	1739540000
ZDU 10S BL	25	1739550000

The distance from holding plate to holding plate should be 200 mm.

Type	current	Qty.	Order No.
ZQV 10/2	17.5 A	25	1739680000
	Width		
ZAP ZDU10/16S	2 mm	20	1739660000
ZEW 35	6 mm	20	9540000000
SDIS SL 1.0X4.5X125		1	1274680000

DEK 5/5

ZDU 16/S — 16 mm²

Two connections

12 x 95 x 48.5
76 / 25
1.5...25

IEC 60947-7-1

IEC	UL	CSA
400	600 (C)	300 (C)
76	65 (C)	65 (C)
16	AWG 14...4	AWG 14...4
	6 kV / 3	
	A7 / V-0	

Rated connection
1.5...16 / 16...25
1.5...16 / 1.5...16
18 / 1.0 x 5.5 mm

The supply to the busbar is via a busbar connection (ZB 35, ZB 16 or ZF 4S).

Type	Qty.	Order No.
ZDU 16S	25	1739580000
ZDU 16S BL	25	1739590000

The distance from holding plate to holding plate should be 200 mm.

Type	current	Qty.	Order No.
ZQV 16/2	76 A	25	1739690000
	Width		
ZAP ZDU10/16S	2 mm	20	1739660000
ZEW 35	6 mm	20	9540000000
SDIS SL 1.0X4.5X125		1	1274680000

DEK 5/5

N-cross-connections with busbar system 10 x 3 mm.

In hazardous area applications, the installation instructions and the rated data specifications for accessories given in the technical appendix must be followed.

		ZNT 6 S	ZNT 10 S
		6 mm²	10 mm²
		Two connections	Two connections
			
Width/Length/Height of lowest version	mm	8.1 x 64.35 x 50.09	10 x 86.5 x 50
max. current / max. cond. cross-section	A/mm²	**41 / 10**	**/ 16**
Max. clamping range	mm²	**0.5...10**	**1.3...16**

Technical data

		ZNT 6 S	ZNT 10 S
Rated data		IEC 60947-7-1	IEC 60947-7-1
		IEC / UL / CSA	IEC / UL / CSA
Rated voltage	V	250	400 / 600 (C) / 300 (C)
Rated current	A	41	57 / 55 (C) / 55 (C)
Rated cross-section	mm²	6	10 / AWG 16...6 / AWG 16...6
Rated impulse withstand voltage / Pollution severity		4 kV / 3	6 kV / 3
Gauge to IEC 60947-1 / Flammability class UL94		A5 / V-0	A6 / V-0
Approvals			
Clamped conductors (H05V/H07V)		**Rated connection**	**Rated connection**
Solid / stranded	mm²	0.5...10	1.5...16 / 1.5...16
Flexible / Flexible with ferrule	mm²	0.5...10 / 0.5...6	1.5...10 / 1.5...10
Stripping length / Blade size	mm/-	12 / 0.6 x 3.5 mm	18 / 1.0 x 5.5 mm
Note		The supply to the busbar is via a busbar connection (ZB 35, ZB 16 or ZF 4S).	The supply to the busbar is via a busbar connection (ZB 35, ZB 16 or ZF 4S).

Ordering data

Version	Type	Qty.	Order No.	Type	Qty.	Order No.
Dark beige Wemid						
Blue Wemid	ZNT 6 S	50	**1808320000**	ZNT 10S	25	**1739560000**
Note	The distance from holding plate to holding plate should be 200 mm.			The distance from holding plate to holding plate should be 200 mm.		

Accessories

	Type	current	Qty.	Order No.	Type	current	Qty.	Order No.
Pluggable cross-connection								
2-pole	ZQV 6/2 GE	41 A	60	**1627850000**	ZQV 16/2	76 A	25	**1739690000**
3-pole	ZQV 6/3 GE	41 A	60	**1627860000**				
4-pole	ZQV 6/4 GE	41 A	60	**1627870000**				
20-/24-pole	ZQV 6/24 GE	41 A	10	**1908990000**				
End plate / Partition plate		**Width**				**Width**		
Dark beige Wemid	ZAP ZDU 6 S	2 mm	20	**1808250000**	ZAP ZDU10/16S	2 mm	20	**1739660000**
Blue Wemid	ZAP ZDU 6 S BL	2 mm	20	**1808260000**				
Support bracket for 10 x 3 (required every 20 cm)								
Blue Wemid	ZHP S	3 mm	20	**1808290000**				
For a vertical installation position	ZHP S SO	3 mm	20	**1808280000**				
End bracket								
Dark beige Wemid	ZEW 35	6 mm	20	**9540000000**	ZEW 35	6 mm	20	**9540000000**
Screwdriver								
Standard	SDIS SL 0.8X4.0X100		1	**1274670000**	SDIS SL 1.0X4.5X125		1	**1274680000**
Busbar 10 x 3 (140 A)								
OK, Busbar up to OK, TS35 = 25.5 mm	SSCH 10X3X1000 CU/SN	10 mm	1	**0348900000**	SSCH 10X3X1000 CU/SN	10 mm	1	**0348900000**
Clamping yoke for power supply to 10 x 3 busbars								
Rigid / flexible 0.5 - 6 / 4 mm²	ZB 4K BL	6 mm	50	**0475380000**	ZB 4K BL	6 mm	50	**0475380000**
Rigid / flexible 6 - 16 mm²	ZB 16K BL	10 mm	50	**0502880000**	ZB 16K BL	10 mm	50	**0502880000**
Flexible 16 - 35 mm²	ZB 35K BL M6X16	14 mm	20	**0502680000**	ZB 35K BL M6X16	14 mm	20	**0502680000**

Identification systems	(see assortment in catalogue 7)		
Marking tags		DEK 5/8 / WS 10/6	DEK 5/5
Note			

ZNT 16/S — 16 mm²

Two connections



12 x 95 x 50
76 / 25
1.5...25

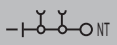

IEC 60947-7-1

IEC	UL	CSA
400	600 (C)	300 (C)
76	58 (C)	65 (C)
16	AWG 14...4	AWG 14...4
6 kV / 3		
A7 / V-0		

Rated connection
1.5...16 / 16...25
1.5...16 / 1.5...16
18 / 1.0 x 5.5 mm

The supply to the busbar is via a busbar connection (ZB 35, ZB 16 or ZF 4S).

Type	Qty.	Order No.
ZNT 16S	25	1739600000

The distance from holding plate to holding plate should be 200 mm.

Type	current	Qty.	Order No.
ZQV 16/2	76 A	25	1739690000
	Width		
ZAP ZDU10/16S	2 mm	20	1739660000
ZEW 35	6 mm	20	9540000000
SDIS SL 1.0X4.5X125		1	1274680000
SSCH 10X3X1000 CU/SN	10 mm	1	0348900000
ZB 4K BL	6 mm	50	0475380000
ZB 16K BL	10 mm	50	0502880000
ZB 35/M6X16	14 mm	20	0266500000

DEK 5/5

ZNT 35 — 35 mm²

Two connections



16 x 88.5 x 59
125 / 35
2.5...35

IEC 60947-7-1

IEC	UL	CSA
400	600 (C)	600 (C)
125	120 (C)	120 (C)
35	AWG 12...2	AWG 12...2
6 kV / 3		
A8 / V-0		

Rated connection
2.5...10 / 16...35
2.5...35 / 2.5...35
25 / 1.0 x 5.5 mm

The supply to the busbar is via a busbar connection (ZB 35, ZB 16 or ZF 4S).

Type	Qty.	Order No.
ZNT 35	10	1739640000

The distance from holding plate to holding plate should be 200 mm.

Type	current	Qty.	Order No.
	Width		
ZEW 35	6 mm	20	9540000000
SDIS SL 1.0X4.5X125		1	1274680000
SSCH 10X3X1000 CU/SN	10 mm	1	0348900000
ZB 4K BL	6 mm	50	0475380000
ZB 16K BL	10 mm	50	0502880000
ZB 35K BL M6X16	14 mm	20	0502680000

DEK 5/5
Integrated end plate.

N-cross-connections with busbar system 10 x 3 mm.

In hazardous area applications, the installation instructions and the rated data specifications for accessories given in the technical appendix must be followed.

		ZDU 4 NT	ZDU 10 NT
		4 mm²	10 mm²
		Modified busbar position	Modified busbar position
			
Width/Length/Height of lowest version	mm	6.1 x 78.5 x 50.5	10 x 86.5 x 50
max. current / max. cond. cross-section	A/mm²	**32 / 6**	**57 / 16**
Max. clamping range	mm²	**0.13...6**	**1.5...16**

Technical data

		ZDU 4 NT	ZDU 10 NT
Rated data		IEC 60947-7-1	IEC 60947-7-1
Rated voltage	V	IEC: 250	IEC: 250
Rated current	A	IEC: 32	IEC: 57
Rated cross-section	mm²	IEC: 4	IEC: 10
Rated impulse withstand voltage / Pollution severity		4 kV / 3	4 kV / 3
Gauge to IEC 60947-1 / Flammability class UL94		A4 / V-0	A6 / V-0
Approvals			
Clamped conductors (H05V/H07V)		**Rated connection**	**Rated connection**
Solid / stranded	mm²	0.5...6	1.5...10 / 1.5...16
Flexible / Flexible with ferrule	mm²	0.5...4 / 0.5...4	1.5...10 / 1.5...10
Stripping length / Blade size	mm/-	12 / 0.6 x 3.5 mm	18 / 1.0 x 5.5 mm
Note		The supply to the busbar is via a busbar connection (ZB 35, ZB 16 or ZF 4S).	The supply to the busbar is via a busbar connection (ZB 35, ZB 16 or ZF 4S).

Ordering data

Version	Type	Qty.	Order No.	Type	Qty.	Order No.
Dark beige Wemid	ZDU 4/NT DB	50	**1778080000**			
Blue Wemid	ZDU 4/NT	50	**1757980000**	ZDU 10/NT	25	**1762420000**
Note	Use only in connection with ZDU 2.5, ZDU 2.5/3 AN, ZDU 4, ZDU 6 and their PE variants.			Use only in connection with ZDU 2.5, ZDU 2.5/3 AN, ZDU 4, ZDU 6 and their PE variants.		

Accessories

	Type	current	Qty.	Order No.	Type	current	Qty.	Order No.
Pluggable cross-connection								
2-pole					ZQV 10/2	17.5 A	25	**1739680000**
3-pole								
4-pole								
20-/24-pole								
End plate / Partition plate		**Width**				**Width**		
Dark beige Wemid	ZAP ZDU4/NT	1.5 mm	20	**1757970000**	ZAP ZDU10/16S	2 mm	20	**1739660000**
Blue Wemid								
Support bracket for 10 x 3 (required every 20 cm)								
Blue Wemid								
For a vertical installation position	ZHP ZDU4/NT SO	3 mm	20	**1803890000**	ZHP ZDU4/NT SO	3 mm	20	**1803890000**
End bracket								
Dark beige Wemid	ZEW 35	6 mm	20	**9540000000**	ZEW 35	6 mm	20	**9540000000**
Screwdriver								
Standard	SDIS SL 0.6X3.5X100		1	**1274660000**	SDIS SL 1.0X4.5X125		1	**1274680000**
Busbar 10 x 3 (140 A)								
OK, Busbar up to OK, TS35 = 25.5 mm	SSCH 10X3X1000 CU/SN	10 mm	1	**0348900000**	SSCH 10X3X1000 CU/SN	10 mm	1	**0348900000**
Clamping yoke for power supply to 10 x 3 busbars								
Rigid / flexible 0.5 - 6 / 4 mm²	ZB 4K BL	6 mm	50	**0475380000**	ZB 4K BL	6 mm	50	**0475380000**
Rigid / flexible 6 - 16 mm²	ZB 16K BL	10 mm	50	**0502880000**	ZB 16K BL	10 mm	50	**0502880000**
Flexible 16 - 35 mm²	ZB 35K BL M6X16	14 mm	20	**0502680000**	ZB 35K BL M6X16	14 mm	20	**0502680000**

Identification systems	(see assortment in catalogue 7)		
Marking tags		DEK 5/5 / WS 15/5	WS 12/5 / DEK 5/6
Note			

N-cross-connections with busbar system 10 x 3 mm.

In hazardous area applications, the installation instructions and the rated data specifications for accessories given in the technical appendix must be followed.

		ZPE 2.5 S	ZPE 4 S
		2.5 mm²	4 mm²
		Two connections	Two connections
Width/Length/Height of lowest version	mm	5.1 x 62.5 x 44	6.1 x 65.5 x 46
max. current / max. cond. cross-section	A/mm²	/ 4	/ 6
Max. clamping range	mm²	0.5...4	0.5...6

Technical data

Rated data		ZPE 2.5 S	ZPE 4 S
		IEC 60947-7-2	IEC 60947-7-2
Rated voltage	V	IEC: 400	IEC: 400
Rated cross-section	mm²	IEC: 2.5	IEC: 4
Rated impulse withstand voltage / Pollution severity		6 kV / 3	6 kV / 3
Gauge to IEC 60947-1 / Flammability class UL94		A2 / V-0	A3 / V-0
Approvals			
Clamped conductors (H05V/H07V)		**Rated connection**	**Rated connection**
Solid / stranded	mm²	0.5...4	0.5...6
Flexible / Flexible with ferrule	mm²	0.5...4 / 0.5...2.5	0.5...4 / 0.5...4
Stripping length / Blade size	mm/-	10 / 0.6 x 3.5 mm	10 / 0.6 x 3.5 mm
Note		The supply to the busbar is via a busbar connection (ZB 35, ZB 16 or ZF 4S).	The supply to the busbar is via a busbar connection (ZB 35, ZB 16 or ZF 4S).

Ordering data

Version	Type	Qty.	Order No.	Type	Qty.	Order No.
green/yellow Wemid	ZPE 2.5 S	100	1808330000	ZPE 4 S	100	1808340000
Note	The distance from holding plate to holding plate should be 200 mm.			The distance from holding plate to holding plate should be 200 mm.		

Accessories

	Type	Width	Qty.	Order No.	Type	Width	Qty.	Order No.
End plate / Partition plate								
Dark beige Wemid	ZAP ZDU 2.5 S	2 mm	20	1808030000	ZAP ZDU 4 S	2 mm	20	1808380000
Support bracket for 10 x 3 (required every 20 cm)								
Blue Wemid	ZHP S	3 mm	20	1808290000	ZHP S	3 mm	20	1808290000
For a vertical installation position	ZHP S SO	3 mm	20	1808280000	ZHP S SO	3 mm	20	1808280000
End bracket								
Dark beige Wemid	ZEW 35	6 mm	20	9540000000	ZEW 35	6 mm	20	9540000000
Screwdriver								
Standard	SDIS SL 0.6X3.5X100		1	1274660000	SDIS SL 0.6X3.5X100		1	1274660000

Identification systems	(see assortment in catalogue 7)		
Marking tags		DEK 5/5 / WS 10/5	DEK 5/6 / WS 10/6
Note			

N-cross-connections with busbar system 10 x 3 mm.

In hazardous area applications, the installation instructions and the rated data specifications for accessories given in the technical appendix must be followed.

		ZPE 6 S	ZPE 10/S
		6 mm²	10 mm²
		Two connections	Two connections
Width/Length/Height of lowest version	mm	8.1 x 65.5 x 50.09	10 x 86.5 x 48.5
max. current / max. cond. cross-section	A/mm²	/ 10	/ 16
Max. clamping range	mm²	0.5...10	1.3...16

Technical data

Rated data		ZPE 6 S	ZPE 10/S
		IEC 60947-7-2	IEC 60947-7-2
		IEC / UL / CSA	IEC / UL / CSA
Rated voltage	V	400	400
Rated cross-section	mm²	6	10
Rated impulse withstand voltage / Pollution severity		6 kV / 3	6 kV / 3
Gauge to IEC 60947-1 / Flammability class UL94		A5 / V-0	A6 / V-0
Approvals			
Clamped conductors (H05V/H07V)		**Rated connection**	**Rated connection**
Solid / stranded	mm²	0.5...10	1.5...16 / 1.5...16
Flexible / Flexible with ferrule	mm²	0.5...10 / 0.5...6	1.5...10 / 1.5...10
Stripping length / Blade size	mm/-	12 / 0.6 x 3.5 mm	18 / 1.0 x 5.5 mm
Note		The supply to the busbar is via a busbar connection (ZB 35, ZB 16 or ZF 4S).	The supply to the busbar is via a busbar connection (ZB 35, ZB 16 or ZF 4S).

Ordering data

Version	Type	Qty.	Order No.	Type	Qty.	Order No.
green/yellow Wemid	ZPE 6 S	100	1808350000	ZPE 10S	25	1739570000
Note	The distance from holding plate to holding plate should be 200 mm.			The distance from holding plate to holding plate should be 200 mm.		

Accessories

	Type	Width	Qty.	Order No.	Type	Width	Qty.	Order No.
End plate / Partition plate								
Dark beige Wemid	ZAP ZDU 6 S	2 mm	20	1808250000	ZAP ZDU10/16S	2 mm	20	1739660000
Support bracket for 10 x 3 (required every 20 cm)								
Blue Wemid	ZHP S	3 mm	20	1808290000				
For a vertical installation position	ZHP S SO	3 mm	20	1808280000				
End bracket								
Dark beige Wemid	ZEW 35	6 mm	20	9540000000	ZEW 35	6 mm	20	9540000000
Screwdriver								
Standard	SDIS SL 0.6X3.5X100		1	1274660000	SDIS SL 1.0X4.5X125		1	1274680000

Identification systems	(see assortment in catalogue 7)		
	Marking tags	DEK 5/8 / WS 10/6	DEK 5/5 / WS 10/5
Note			

ZPE 16/S — 16 mm²

Two connections



12 x 95 x 48.5
/ 25
1.5...25

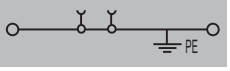

IEC 60947-7-2

IEC	UL	CSA
400		
16	AWG 14...4	AWG 14...4
	6 kV / 3	
	A7 / V-0	

Rated connection

1.5...16 / 16...25
1.5...16 / 1.5...16
18 / 1.0 x 5.5 mm

To ensure the current-carrying capacity of the mounting rail, it is necessary to use the TS 35 x 15.

Type	Qty.	Order No.
ZPE 16S	25	**1739610000**

The distance from holding plate to holding plate should be 200 mm.

Type	Width	Qty.	Order No.
ZAP ZDU10/16S	2 mm	20	**1739660000**
ZEW 35	6 mm	20	**9540000000**
SDIS SL 1.0X4.5X125		1	**1274680000**

DEK 5/5

WeiCoS pluggable terminal block system

Connecting prefabricated functional units with speed and versatility

Our pluggable terminal rails with tension-clamp connections enable you to change functional units in the electrical cabinet quickly and simply.

Modular and flexible connection systems are especially in demand where complete functional units have to be prefabricated or replaced. Here WeiCoS (Weidmüller Connection System) – pluggable terminal blocks – show their full strengths. Quickly mounted, fully factory testable functional units which are faster and easier to replace.



Reliable connection
Terminal rails and plugs have tension-clamp connections that separate the electrical and mechanical functions from each other. The steel tension clamps as well as the external plug contacts ensure optimum contact forces; the copper busbars, lower voltage drops.

Solid interlock
All the connectors can be locked securely to the base terminals using locking elements.





Power supply
Power is supplied using standard Z-series terminal blocks or with power supply terminals.



Simple operation
The parallel direction of wire entries and screwdriver operating direction means that you have a practical connection with the TOP connection system for which no special tools are needed. Test points are integrated.



Feed-through terminals

WeiCoS – Pluggable terminal blocks for wire cross-sections from 0.13 to 4 mm².

In hazardous area applications, the installation instructions and the rated data specifications for accessories given in the technical appendix must be followed.

ZT 2.5/2AN/1 — 2.5 mm²

1 tension clamp connection / 1 pluggable connection



ZT 2.5/3AN/1 — 2.5 mm²

2 tension clamp connections / 1 pluggable connection



		ZT 2.5/2AN/1	ZT 2.5/3AN/1
Width/Length/Height of lowest version	mm	5.1 x 58 x 35	5.1 x 71.5 x 35
max. current / max. cond. cross-section	A/mm²	**24 / 4**	**24 / 4**
Max. clamping range	mm²	**0.13...4**	**0.13...4**

Technical data

		ZT 2.5/2AN/1			ZT 2.5/3AN/1		
Rated data		IEC 60947-7-1, IEC 61984			IEC 60947-7-1, IEC 61984		
		IEC	**UL**	**CSA**	**IEC**	**UL**	**CSA**
Rated voltage	V	500	300 (C)	300 (C)	500	300 (C)	300 (C)
Max. voltage of clamp support & pluggable system	V	690			690		
Rated current	A	24	20 (C)	20 (C)	24	20 (C)	20 (C)
Rated cross-section	mm²	2.5	AWG 26...12	26...12	2.5	AWG 26...12	26...12
Rated impulse withstand voltage / Pollution severity		6 kV / 3			6 kV / 3		
Gauge to IEC 60947-1 / Flammability class UL94		A2 / V-0			A2 / V-0		
Approvals							
Clamped conductors (H05V/H07V)		**Rated connection**		**Plug-in connection**	**Rated connection**		**Plug-in connection**
Solid / stranded	mm²	0.5...4			0.5...4		
Flexible / Flexible with ferrule	mm²	0.5...4 / 0.5...2.5		0.5/ 0.5...	0.5...4 / 0.5...2.5		0.5/ 0.5...
Stripping length / Blade size	mm/-	10 / 0.6 x 3.5 mm			10 / 0.6 x 3.5 mm		
Note		2.5 mm² flexible wires with wire-end ferrules are crimped with the Weidmüller PZ 6/5 crimping tool. UL & CSA D = 600 V / 5 A.			2.5 mm² flexible wires with wire-end ferrules are crimped with the Weidmüller PZ 6/5 crimping tool. UL & CSA D = 600 V / 5 A.		

Ordering data

	ZT 2.5/2AN/1			ZT 2.5/3AN/1		
Base terminal	**Type**	**Qty.**	**Order No.**	**Type**	**Qty.**	**Order No.**
Dark beige Wemid	ZT 2.5/2AN/1	50	**1815070000**	ZT 2.5/3AN/1	50	**1815090000**
Plug-in connector	**Type**	**Qty.**	**Order No.**	**Type**	**Qty.**	**Order No.**
1-pole	ZP 2.5/1AN/QV/1	50	**1815190000**	ZP 2.5/1AN/QV/1	50	**1815190000**
2-pole	ZP 2.5/1AN/QV/2	25	**1815200000**	ZP 2.5/1AN/QV/2	25	**1815200000**
3-pole	ZP 2.5/1AN/QV/3	25	**1815210000**	ZP 2.5/1AN/QV/3	25	**1815210000**
4-pole	ZP 2.5/1AN/QV/4	25	**1815220000**	ZP 2.5/1AN/QV/4	25	**1815220000**
5-pole	ZP 2.5/1AN/QV/5	25	**1815230000**	ZP 2.5/1AN/QV/5	25	**1815230000**
6-pole	ZP 2.5/1AN/QV/6	25	**1815240000**	ZP 2.5/1AN/QV/6	25	**1815240000**
7-pole	ZP 2.5/1AN/QV/7	25	**1815250000**	ZP 2.5/1AN/QV/7	25	**1815250000**
8-pole	ZP 2.5/1AN/QV/8	20	**1815260000**	ZP 2.5/1AN/QV/8	20	**1815260000**
9-pole	ZP 2.5/1AN/QV/9	20	**1815270000**	ZP 2.5/1AN/QV/9	20	**1815270000**
10-pole	ZP 2.5/1AN/QV/10	20	**1815280000**	ZP 2.5/1AN/QV/10	20	**1815280000**
Note						

Accessories

	ZT 2.5/2AN/1				ZT 2.5/3AN/1			
Pluggable cross-connection	**Type**	**current**	**Qty.**	**Order No.**	**Type**	**current**	**Qty.**	**Order No.**
2-pole	ZQV 2.5N/2 GE	24 A	60	**1693800000**	ZQV 2.5N/2 GE	24 A	60	**1693800000**
3-pole	ZQV 2.5N/3 GE	24 A	60	**1693810000**	ZQV 2.5N/3 GE	24 A	60	**1693810000**
4-pole	ZQV 2.5N/4 GE	24 A	60	**1693820000**	ZQV 2.5N/4 GE	24 A	60	**1693820000**
10-pole	ZQV 2.5N/10 GE	24 A	20	**1693880000**	ZQV 2.5N/10 GE	24 A	20	**1693880000**
20-/24-pole	ZQV 2.5N/20 GE	24 A	20	**1909000000**	ZQV 2.5N/20 GE	24 A	20	**1909000000**
End plate / Partition plate		**Width**				**Width**		
Dark beige Wemid	ZAP/TW ZT2.5/2AN	2.5 mm	50	**1816030000**	ZAP/TW ZT2.5/3AN	2.5 mm	50	**1816050000**
Orange Wemid	ZAP/TW ZT2.5/2AN OR	2.5 mm	50	**1816040000**	ZAP/TW ZT2.5/3AN OR	2.5 mm	50	**1816060000**
Test adapter								
Standard	ZTA ZT2.5	5.1 mm	25	**1827080000**	ZTA ZT2.5	5.1 mm	25	**1827080000**
With assembly peg	ZTA ZT2.5/ZA	5.1 mm	25	**1847600000**	ZTA ZT2.5/ZA	5.1 mm	25	**1847600000**
Miscellaneous accessories WeiCoS								
Locking element	ZVR ZP2.5	3.9 mm	25	**1816130000**	ZVR ZP2.5	3.9 mm	25	**1816130000**
Coding element	KOSF ZT2.5	2.9 mm	50	**1816150000**	KOSF ZT2.5	2.9 mm	50	**1816150000**
Strain relief	ZZE ZP2.5	9.9 mm	25	**1816140000**	ZZE ZP2.5	9.9 mm	25	**1816140000**
Screwdriver								
Standard	SDIS SL 0.6X3.5X100		1	**1274660000**	SDIS SL 0.6X3.5X100		1	**1274660000**
Identification systems (see assortment in catalogue 7)								
Marking tags	DEK 5/6 / WS 10/5				DEK 5/5 / WS 10/5			
Note								

ZT 2.5/4AN/2 — 2.5 mm²

2 tension clamp connections / 2 pluggable connections



5.1 x 93 x 35
24 / 4
0.13...4

IEC 60947-7-1, IEC 61984

IEC	UL	CSA
500	300 (C)	300 (C)
690		
24	20 (C)	20 (C)
2.5	AWG 26...12	26...12
	6 kV / 3	
	A2 / V-0	

Rated connection	Plug-in connection
0.5...4	
0.5...4 / 0.5...2.5	0.5/ 0.5...
10 / 0.6 x 3.5 mm	

2.5 mm² flexible wires with wire-end ferrules are crimped with the Weidmüller PZ 6/5 crimping tool. UL & CSA D = 600 V / 5 A.

Type	Qty.	Order No.
ZT 2.5/4AN/2	50	1815110000
Type	**Qty.**	**Order No.**
ZP 2.5/1AN/QV/1	50	1815190000
ZP 2.5/1AN/QV/2	25	1815200000
ZP 2.5/1AN/QV/3	25	1815210000
ZP 2.5/1AN/QV/4	25	1815220000
ZP 2.5/1AN/QV/5	25	1815230000
ZP 2.5/1AN/QV/6	25	1815240000
ZP 2.5/1AN/QV/7	25	1815250000
ZP 2.5/1AN/QV/8	20	1815260000
ZP 2.5/1AN/QV/9	20	1815270000
ZP 2.5/1AN/QV/10	20	1815280000

Type	current	Qty.	Order No.
ZQV 2.5N/2 GE	24 A	60	1693800000
ZQV 2.5N/3 GE	24 A	60	1693810000
ZQV 2.5N/4 GE	24 A	60	1693820000
ZQV 2.5N/10 GE	24 A	20	1693880000
ZQV 2.5N/20 GE	24 A	20	1909000000
	Width		
ZAP/TW ZT2.5/4AN/2	2.5 mm	50	1816070000
ZAP/TW ZT2.5/4AN/2 OR	2.5 mm	50	1816080000
ZTA ZT2.5	5.1 mm	25	1827080000
ZTA ZT2.5/ZA	5.1 mm	25	1847600000
ZVR ZP2.5	3.9 mm	25	1816130000
KOSF ZT2.5	2.9 mm	50	1816150000
ZZE ZP2.5	9.9 mm	25	1816140000
SDIS SL 0.6X3.5X100		1	1274660000

DEK 5/5 / WS 10/5

ZT 2.5/4AN/4 — 2.5 mm²

4 pluggable connections



5.1 x 85.5 x 35
24 /
...

IEC 60947-7-1, IEC 61984

IEC	UL	CSA
500	300 (C)	300 (C)
690		
24	20 (C)	20 (C)
2.5	AWG 26...12	26...12
	6 kV / 3	
	/ V-0	

Rated connection	Plug-in connection
0.5...4	
0.5...4 / 0.5...2.5	0.5/ 0.5...
/ 0.6 x 3.5 mm	

2.5 mm² flexible wires with wire-end ferrules are crimped with the Weidmüller PZ 6/5 crimping tool. UL & CSA D = 600 V / 5 A.

Type	Qty.	Order No.
ZT 2.5/4AN/4	50	1815130000
Type	**Qty.**	**Order No.**
ZP 2.5/1AN/1	50	1815430000
ZP 2.5/1AN/2	25	1815440000
ZP 2.5/1AN/3	25	1815450000
ZP 2.5/1AN/4	25	1815500000
ZP 2.5/1AN/5	25	1815510000
ZP 2.5/1AN/6	25	1815520000
ZP 2.5/1AN/7	25	1815530000
ZP 2.5/1AN/8	20	1815540000
ZP 2.5/1AN/9	20	1815550000
ZP 2.5/1AN/10	20	1815560000

Type	current	Qty.	Order No.
ZQV 2.5N/2 GE	24 A	60	1693800000
ZQV 2.5N/3 GE	24 A	60	1693810000
ZQV 2.5N/4 GE	24 A	60	1693820000
ZQV 2.5N/10 GE	24 A	20	1693880000
ZQV 2.5N/20 GE	24 A	20	1909000000
	Width		
ZAP/TW ZT2.5/4AN/4	2.5 mm	50	1816090000
ZTA ZT2.5	5.1 mm	25	1827080000
ZTA ZT2.5/ZA	5.1 mm	25	1847600000
ZVR ZP2.5	3.9 mm	25	1816130000
KOSF ZT2.5	2.9 mm	50	1816150000
ZZE ZP2.5	9.9 mm	25	1816140000
SDIS SL 0.6X3.5X100		1	1274660000

DEK 5/5 / WS 10/5

ZT 2.5/2x2AN — 2.5 mm²

2 x 2 connections



5.1 x 85.5 x 35
24 /
...

IEC 60947-7-1, IEC 61984

IEC	UL	CSA
500		
690		
24		
2.5		
	6 kV / 3	
	/ V-0	

Rated connection	Plug-in connection
0.5...4	
0.5...4 / 0.5...2.5	0.5/ 0.5...
/ 0.6 x 3.5 mm	

2.5 mm² flexible wires with wire-end ferrules are crimped with the Weidmüller PZ 6/5 crimping tool. UL & CSA D = 600 V / 5 A.

Type	Qty.	Order No.
ZT 2.5/2X2AN	50	1967200000
Type	**Qty.**	**Order No.**
ZP 2.5/1AN/1	50	1815430000
ZP 2.5/1AN/2	25	1815440000
ZP 2.5/1AN/3	25	1815450000
ZP 2.5/1AN/4	25	1815500000
ZP 2.5/1AN/5	25	1815510000
ZP 2.5/1AN/6	25	1815520000
ZP 2.5/1AN/7	25	1815530000
ZP 2.5/1AN/8	20	1815540000
ZP 2.5/1AN/9	20	1815550000
ZP 2.5/1AN/10	20	1815560000

Type	current	Qty.	Order No.
ZQV 2.5N/2 GE	24 A	60	1693800000
ZQV 2.5N/3 GE	24 A	60	1693810000
ZQV 2.5N/4 GE	24 A	60	1693820000
ZQV 2.5N/10 GE	24 A	20	1693880000
ZQV 2.5N/20 GE	24 A	20	1909000000
	Width		
ZAP/TW ZT2.5/4AN/4	2.5 mm	50	1816090000
ZTA ZT2.5	5.1 mm	25	1827080000
ZTA ZT2.5/ZA	5.1 mm	25	1847600000
ZVR ZP2.5	3.9 mm	25	1816130000
KOSF ZT2.5	2.9 mm	50	1816150000
ZZE ZP2.5	9.9 mm	25	1816140000
SDIS SL 0.6X3.5X100		1	1274660000

DEK 5/5 / WS 10/5

Feed-through terminals

ZTC 2.5/4AN/4 — **2.5 mm²**

4 pluggable connections



In hazardous area applications, the installation instructions and the rated data specifications for accessories given in the technical appendix must be followed.

Width/Length/Height of lowest version	mm	5.1 x 85.5 x 35
max. current / max. cond. cross-section	A/mm²	**/ 2.5**
Max. clamping range	mm²	**0.5...2.5**

Technical data

Rated data		IEC	UL	CSA
Rated voltage	V	250		
Max. voltage of clamp support & pluggable system	V			
Rated current	A	24		
Rated cross-section	mm²	2.5		
Rated impulse withstand voltage / Pollution severity			4 kV / 2	
Gauge to IEC 60947-1 / Flammability class UL94			/ V-0	
Approvals				

Clamped conductors (H05V/H07V)		Rated connection	Plug-in connection
Solid / stranded	mm²		
Flexible / Flexible with ferrule	mm²	0.5...2.5	
Stripping length / Blade size	mm/-	/	

Note

Ordering data

Base terminal		Type	Qty.	Order No.
	Dark beige Wemid	ZTC 2.5/4AN/4	50	**1898450000**
Plug-in connector		**Type**	**Qty.**	**Order No.**
	1-pole	STGH ZPC2.5 DB	50	**2321640000**
	2-pole			
	3-pole			
	4-pole			
	5-pole			
	6-pole			
	7-pole			
	8-pole			
	9-pole			
	10-pole			

Note

Accessories

Pluggable cross-connection		Type	current	Qty.	Order No.
	2-pole	ZQV 2.5N/2 GE	24 A	60	**1693800000**
	3-pole	ZQV 2.5N/3 GE	24 A	60	**1693810000**
	4-pole	ZQV 2.5N/4 GE	24 A	60	**1693820000**
	10-pole	ZQV 2.5N/10 GE	24 A	20	**1693880000**
	20-/24-pole	ZQV 2.5N/20 GE	24 A	20	**1909000000**
End plate / Partition plate			**Width**		
	Dark beige Wemid	ZAP/TW ZT2.5/4AN/4	2.5 mm	50	**1816090000**
	Orange Wemid				
Test adapter					
	Standard				
	With assembly peg				
Miscellaneous accessories WeiCoS					
	Locking element				
	Coding element				
	Strain relief				
Screwdriver					
	Standard				

Identification systems	(see assortment in catalogue 7)	
	Marking tags	DEK 5/5 / WS 10/5

Note

Feed-through terminals

In hazardous area applications, the installation instructions and the rated data specifications for accessories given in the technical appendix must be followed.

ZT 4/2AN/1 — 4 mm²

1 tension clamp connection / 1 pluggable connection



Width/Length/Height of lowest version	mm	6.5 x 58 x 43.5
max. current / max. cond. cross-section	A/mm²	**32 / 6**
Max. clamping range	mm²	**0.13...6**

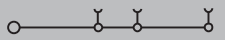

ZT 4/4AN/2 — 4 mm²

2 tension clamp connections / 2 pluggable connections



Width/Length/Height of lowest version	mm	6.5 x 100.5 x 43.5
max. current / max. cond. cross-section	A/mm²	**32 / 6**
Max. clamping range	mm²	**0.13...6**

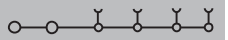

Technical data

		ZT 4/2AN/1			ZT 4/4AN/2		
Rated data		IEC 60947-7-1, IEC 61984			IEC 60947-7-1, IEC 61984		
		IEC	**UL**	**CSA**	**IEC**	**UL**	**CSA**
Rated voltage	V	800	600 (C)	600 (C)	800	600 (C)	600 (C)
Max. voltage of clamp support & pluggable system	V	800			800		
Rated current	A	32	28 (C)	28 (C)	32	28 (C)	28 (C)
Rated cross-section	mm²	4	AWG 26...10	AWG 26...10	4	AWG 26...10	AWG 26...10
Rated impulse withstand voltage / Pollution severity		8 kV / 3			8 kV / 3		
Gauge to IEC 60947-1 / Flammability class UL94		A3 / V-0			A3 / V-0		
Approvals							
Clamped conductors (H05V/H07V)		**Rated connection**		**Plug-in connection**	**Rated connection**		**Plug-in connection**
Solid / stranded	mm²	0.5...6			0.5...6		
Flexible / Flexible with ferrule	mm²	0.5...6 / 0.5...4		0.5/ 0.5...	0.5...6 / 0.5...4		0.5/ 0.5...
Stripping length / Blade size	mm/-	12 / 0.6 x 3.5 mm			12 / 0.6 x 3.5 mm		
Note		CSA current and voltage, acc. to Gr. C			CSA current and voltage, acc. to Gr. C		

Ordering data

	ZT 4/2AN/1			ZT 4/4AN/2		
Base terminal	**Type**	**Qty.**	**Order No.**	**Type**	**Qty.**	**Order No.**
Dark beige Wemid	ZT 4/2AN/1	50	**1854960000**	ZT 4/4AN/2	50	**1848350000**
Plug-in connector	**Type**	**Qty.**	**Order No.**	**Type**	**Qty.**	**Order No.**
1-pole	ZP 4/1AN/1	50	**1848340000**	ZP 4/1AN/1	50	**1848340000**
2-pole	ZP 4/1AN/2	25	**1854990000**	ZP 4/1AN/2	25	**1854990000**
3-pole	ZP 4/1AN/3	25	**1855000000**	ZP 4/1AN/3	25	**1855000000**
4-pole	ZP 4/1AN/4	25	**1855010000**	ZP 4/1AN/4	25	**1855010000**
5-pole	ZP 4/1AN/5	20	**1855020000**	ZP 4/1AN/5	20	**1855020000**
6-pole	ZP 4/1AN/6	20	**1855030000**	ZP 4/1AN/6	20	**1855030000**
7-pole	ZP 4/1AN/7	20	**1855040000**	ZP 4/1AN/7	20	**1855040000**
8-pole	ZP 4/1AN/8	20	**1855050000**	ZP 4/1AN/8	20	**1855050000**
9-pole	ZP 4/1AN/9	10	**1855060000**	ZP 4/1AN/9	10	**1855060000**
10-pole	ZP 4/1AN/10	10	**1855070000**	ZP 4/1AN/10	10	**1855070000**
Note						

Accessories

	ZT 4/2AN/1				ZT 4/4AN/2			
Pluggable cross-connection	**Type**	**current**	**Qty.**	**Order No.**	**Type**	**current**	**Qty.**	**Order No.**
2-pole	ZQV 4/2 GE	32 A	60	**1608950000**	ZQV 4/2 GE	32 A	60	**1608950000**
3-pole								
4-pole								
10-pole								
20-/24-pole								
End plate / Partition plate		**Width**				**Width**		
Dark beige Wemid	ZAP/TW ZT4/2AN	3.25 mm	50	**1855220000**				
Orange Wemid	ZAP/TW ZT4/2AN OR	3.25 mm	50	**1855230000**	ZAP/TW ZT4/4AN/2 OR	3.25 mm	50	**1855240000**
Test adapter								
Standard								
With assembly peg								
Miscellaneous accessories WeiCoS								
Locking element	ZVR ZP4	5.5 mm	25	**1855250000**	ZVR ZP4	5.5 mm	25	**1855250000**
Coding element	KOSF ZT4	5.4 mm	50	**1856860000**	KOSF ZT4	5.4 mm	50	**1856860000**
Strain relief	ZZE ZP4	12.5 mm	25	**1855260000**	ZZE ZP4	12.5 mm	25	**1855260000**
Screwdriver								
Standard	SDIS SL 0.6X3.5X100		1	**1274660000**	SDIS SL 0.6X3.5X100		1	**1274660000**
Identification systems (see assortment in catalogue 7)								
Marking tags	DEK 5/6 / WS 10/6				DEK 5/6 / WS 10/6			
Note								

Modular PE terminals

WeiCoS – Pluggable terminal blocks for wire cross-sections from 0.13 to 4 mm².

In hazardous area applications, the installation instructions and the rated data specifications for accessories given in the technical appendix must be followed.

		ZTPE 2.5/2AN/1	ZTPE 2.5/3AN/1
		2.5 mm²	2.5 mm²
		1 tension clamp connection / 1 pluggable connection	2 tension clamp connections / 1 pluggable connection
			
Width/Length/Height of lowest version	mm	5.1 x 58 x 35	5.1 x 71.5 x 35
max. current / max. cond. cross-section	A/mm²	/ 4	/ 4
Max. clamping range	mm²	0.13...4	0.13...4

Technical data

		ZTPE 2.5/2AN/1	ZTPE 2.5/3AN/1
Rated data		IEC 60947-7-2	IEC 60947-7-2
Rated cross-section	mm²	IEC 2.5 / UL AWG 26...12 / CSA 26...12	IEC 2.5 / UL AWG 26...12 / CSA 26...12
Max. voltage of clamp support & pluggable system	V	690	690
Rated voltage to adjoining terminal	V	500	500
Rated impulse withstand voltage to adjacent terminal	kV	6	6
Rated short-time current		300 A (2.5 mm²)	300 A (2.5 mm²)
Pollution severity		3	3
Gauge to IEC 60947-1 / Flammability class UL94		A2 / V-0	A2 / V-0
Approvals			
Clamped conductors (H05V/H07V)		Rated connection / Plug-in connection	Rated connection / Plug-in connection
Solid / stranded	mm²	0.5...4	0.5...4
Flexible / Flexible with ferrule	mm²	0.5...4 / 0.5...2.5 / 0.5/ 0.5...2.5	0.5...4 / 0.5...2.5 / 0.5/ 0.5...2.5
Stripping length / Blade size	mm/-	10 / 0.6 x 3.5 mm	10 / 0.6 x 3.5 mm
Note		2.5 mm² flexible wires with wire-end ferrules are crimped with the Weidmüller PZ 6/5 crimping tool. UL & CSA D = 600 V / 5 A	2.5 mm² flexible wires with wire-end ferrules are crimped with the Weidmüller PZ 6/5 crimping tool. UL & CSA D = 600 V / 5 A

Ordering data

Base terminal		Type	Qty.	Order No.	Type	Qty.	Order No.
	green/yellow Wemid	ZTPE 2.5/2AN/1	50	1815080000	ZTPE 2.5/3AN/1	50	1815100000
Plug-in connector		**Type**	**Qty.**	**Order No.**	**Type**	**Qty.**	**Order No.**
	1-pole	ZP 2.5/1AN/QV/1 GN	50	1820570000	ZP 2.5/1AN/QV/1 GN	50	1820570000
Note							

Accessories

End plate / Partition plate		Type	Width	Qty.	Order No.	Type	Width	Qty.	Order No.
	Dark beige Wemid	ZAP/TW ZT2.5/2AN	2.5 mm	50	1816030000	ZAP/TW ZT2.5/3AN	2.5 mm	50	1816050000
	Orange Wemid	ZAP/TW ZT2.5/2AN OR	2.5 mm	50	1816040000	ZAP/TW ZT2.5/3AN OR	2.5 mm	50	1816060000
Test adapter									
	Standard	ZTA ZT2.5	5.1 mm	25	1827080000	ZTA ZT2.5	5.1 mm	25	1827080000
	With assembly peg	ZTA ZT2.5/ZA	5.1 mm	25	1847600000	ZTA ZT2.5/ZA	5.1 mm	25	1847600000
Miscellaneous accessories WeiCoS									
	Locking element	ZVR ZP2.5	3.9 mm	25	1816130000	ZVR ZP2.5	3.9 mm	25	1816130000
	Coding element	KOSF ZT2.5	2.9 mm	50	1816150000	KOSF ZT2.5	2.9 mm	50	1816150000
	Strain relief	ZZE ZP2.5	9.9 mm	25	1816140000	ZZE ZP2.5	9.9 mm	25	1816140000
Screwdriver									
	Standard	SDIS SL 0.6X3.5X100		1	1274660000	SDIS SL 0.6X3.5X100		1	1274660000
Identification systems	(see assortment in catalogue 7)								
	Marking tags	DEK 5/5 / WS 10/5				DEK 5/5 / WS 10/5			
Note									

ZTPE 2.5/4AN/2 — 2.5 mm²

2 tension clamp connections / 2 pluggable connections



5.1 x 93 x 35
/ 4
0.13...4

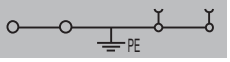

IEC 60947-7-2

IEC	UL	CSA
2.5	AWG 26...12	26...12
690		
500		
6		
300 A (2.5 mm²)		
3		
A2 / V-0		

Rated connection	Plug-in connection
0.5...4	
0.5...4 / 0.5...2.5	0.5/ 0.5...2.5
10 / 0.6 x 3.5 mm	

2.5 mm² flexible wires with wire-end ferrules are crimped with the Weidmüller PZ 6/5 crimping tool. UL & CSA D = 600 V / 5 A

Type	Qty.	Order No.
ZTPE 2.5/4AN/2	50	1815120000
Type	**Qty.**	**Order No.**
ZP 2.5/1AN/QV/1 GN	50	1820570000

Type	Width	Qty.	Order No.
ZAP/TW ZT2.5/4AN/2	2.5 mm	50	1816070000
ZAP/TW ZT2.5/4AN/2 OR	2.5 mm	50	1816080000
ZTA ZT2.5	5.1 mm	25	1827080000
ZTA ZT2.5/ZA	5.1 mm	25	1847600000
ZVR ZP2.5	3.9 mm	25	1816130000
KOSF ZT2.5	2.9 mm	50	1816150000
ZZE ZP2.5	9.9 mm	25	1816140000
SDIS SL 0.6X3.5X100		1	1274660000

DEK 5/5 / WS 10/5

ZTPE 2.5/4AN/4 — 2.5 mm²

4 pluggable connections



5.1 x 85.5 x 35
/ 4
0.13...4

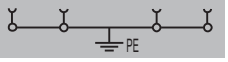

IEC 60947-7-2

IEC	UL	CSA
2.5	AWG 26...12	26...12
690		
500		
6		
300 A (2.5 mm²)		
3		
A2 / V-0		

Rated connection	Plug-in connection
0.5...4	
0.5...4 / 0.5...2.5	0.5/ 0.5...2.5
10 / 0.6 x 3.5 mm	

2.5 mm² flexible wires with wire-end ferrules are crimped with the Weidmüller PZ 6/5 crimping tool. UL & CSA D = 600 V / 5 A

Type	Qty.	Order No.
ZTPE 2.5/4AN/4	50	1815140000
Type	**Qty.**	**Order No.**
ZP 2.5/1AN/QV/1 GN	50	1820570000

Type	Width	Qty.	Order No.
ZAP/TW ZT2.5/4AN/4	2.5 mm	50	1816090000
ZTA ZT2.5	5.1 mm	25	1827080000
ZTA ZT2.5/ZA	5.1 mm	25	1847600000
ZVR ZP2.5	3.9 mm	25	1816130000
KOSF ZT2.5	2.9 mm	50	1816150000
ZZE ZP2.5	9.9 mm	25	1816140000
SDIS SL 0.6X3.5X100		1	1274660000

DEK 5/5 / WS 10/5

ZTCPE 2.5/4AN/4 — 2.5 mm²

4 pluggable connections



5.1 x 85.5 x 35
/ 2.5
0.5...2.5

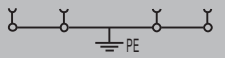

IEC	UL	CSA
2.5		
250		
4		
300 A (2.5 mm²)		
2		
/ V-0		

Rated connection	Plug-in connection
0.5...2.5	
/	

Type	Qty.	Order No.
ZTCPE 2.5/4AN/4	50	1898480000
Type	**Qty.**	**Order No.**
STGH ZPC2.5 DB	50	2321640000

Type	Width	Qty.	Order No.
ZAP/TW ZT2.5/4AN/4	2.5 mm	50	1816090000

Modular PE terminals

In hazardous area applications, the installation instructions and the rated data specifications for accessories given in the technical appendix must be followed.

		ZTPE 4/2AN/1 — 4 mm²	ZTPE 4/4AN/2 — 4 mm²
		1 tension clamp connection / 1 pluggable connection	2 tension clamp connections / 2 pluggable connections
			
Width/Length/Height of lowest version	mm	6.5 x 58 x 43.5	6.5 x 100.5 x 43.5
max. current / max. cond. cross-section	A/mm²	/ 6	/ 6
Max. clamping range	mm²	0.13...6	0.13...6

Technical data

Rated data		IEC	UL	CSA	IEC	UL	CSA
Rated cross-section	mm²	4	AWG 26...10	AWG 26...10	4	AWG 26...10	AWG 26...10
Max. voltage of clamp support & pluggable system	V	800			800		
Rated voltage to adjoining terminal	V	800			800		
Rated impulse withstand voltage to adjacent terminal	kV	8			8		
Rated short-time current		480 A (4 mm²)			480 A (4 mm²)		
Pollution severity		3			3		
Gauge to IEC 60947-1 / Flammability class UL94		A3 / V-0			A3 / V-0		
Approvals							
Clamped conductors (H05V/H07V)		**Rated connection**		**Plug-in connection**	**Rated connection**		**Plug-in connection**
Solid / stranded	mm²	0.5...6			0.5...6		
Flexible / Flexible with ferrule	mm²	0.5...6 / 0.5...4		/ 0.5...4	0.5...6 / 0.5...4		/ 0.5...4
Stripping length / Blade size	mm/-	12 / 0.6 x 3.5 mm			12 / 0.6 x 3.5 mm		
Note							

Ordering data

Base terminal		Type	Qty.	Order No.	Type	Qty.	Order No.
	green/yellow Wemid	ZTPE 4/2AN/1	50	1854970000	ZTPE 4/4AN/2	50	1848330000
Plug-in connector		**Type**	**Qty.**	**Order No.**	**Type**	**Qty.**	**Order No.**
	1-pole	ZP 2.5/1AN/QV/1 GN	50	1820570000	ZP 2.5/1AN/QV/1 GN	50	1820570000
Note							

Accessories

End plate / Partition plate		Type	Width	Qty.	Order No.	Type	Width	Qty.	Order No.
	Dark beige Wemid	ZAP/TW ZT4/2AN	3.25 mm	50	1855220000				
	Orange Wemid	ZAP/TW ZT4/2AN OR	3.25 mm	50	1855230000	ZAP/TW ZT4/4AN/2 OR	3.25 mm	50	1855240000
Test adapter									
	Standard								
	With assembly peg								
Miscellaneous accessories WeiCoS									
	Locking element	ZVR ZP4	5.5 mm	25	1855250000	ZVR ZP4	5.5 mm	25	1855250000
	Coding element	KOSF ZT4	5.4 mm	50	1856860000	KOSF ZT4	5.4 mm	50	1856860000
	Strain relief	ZZE ZP4	12.5 mm	25	1855260000	ZZE ZP4	12.5 mm	25	1855260000
Screwdriver									
	Standard	SDIS SL 0.6X3.5X100		1	1274660000	SDIS SL 0.6X3.5X100		1	1274660000
Identification systems	(see assortment in catalogue 7)								
	Marking tags	DEK 5/6 / WS 10/6				DEK 5/6 / WS 10/6			
Note									

Two-tier modular terminals

WeiCoS – Pluggable terminal blocks for wire cross-sections from 0.13 to 4 mm².

In hazardous area applications, the installation instructions and the rated data specifications for accessories given in the technical appendix must be followed.

		ZDT 2.5/2 — 2.5 mm²	ZDT 2.5/8AN/4 — 2.5 mm²
		Two potentials feasible	
			
Width/Length/Height of lowest version	mm	5.1 x 80.5 x 52.5	5.2 x 145 x 52.5
max. current / max. cond. cross-section	A/mm²	24 / 4	/ 4
Max. clamping range	mm²	0.13...4	0.5...4

Technical data

		ZDT 2.5/2			ZDT 2.5/8AN/4		
Rated data		IEC 60947-7-1, IEC 61984					
		IEC	UL	CSA	IEC	UL	CSA
Rated voltage	V	500	300 (C)	300 (C)	500		
Max. voltage of clamp support & pluggable system	V	690					
Rated current	A	24	20 (C)	20 (C)	24		
Rated cross-section	mm²	2.5	AWG 26...12	26...12	2.5		
Rated impulse withstand voltage / Pollution severity		6 kV / 3			6 kV / 3		
Gauge to IEC 60947-1 / Flammability class UL94		A2 / V-0			A2 / V-0		
Approvals							
Clamped conductors (H05V/H07V)		Rated connection	Plug-in connection		Rated connection	Plug-in connection	
Solid / stranded	mm²	0.5...4			0.5...4 / 0.5...4		
Flexible / Flexible with ferrule	mm²	0.5...4 / 0.5...2.5	0.5/ 0.5...2.5		0.5...4 / 0.5...2.5		
Stripping length / Blade size	mm/-	10 / 0.6 x 3.5 mm			10 / 0.6 x 3.5 mm		
Note		2.5 mm² flexible wires with wire-end ferrules are crimped with the Weidmüller PZ 6/5 crimping tool.					

Ordering data

	ZDT 2.5/2			ZDT 2.5/8AN/4		
Base terminal	Type	Qty.	Order No.	Type	Qty.	Order No.
Dark beige Wemid	ZDT 2.5/2	50	1815150000	ZDT 2.5/8AN/4	50	1259120000
Plug-in connector	Type	Qty.	Order No.	Type	Qty.	Order No.
1-pole	ZP 2.5/1AN/QV/1	50	1815190000	ZP 2.5/1AN/QV/1	50	1815190000
2-pole	ZP 2.5/1AN/QV/2	25	1815200000	ZP 2.5/1AN/QV/2	25	1815200000
3-pole	ZP 2.5/1AN/QV/3	25	1815210000	ZP 2.5/1AN/QV/3	25	1815210000
4-pole	ZP 2.5/1AN/QV/4	25	1815220000	ZP 2.5/1AN/QV/4	25	1815220000
5-pole	ZP 2.5/1AN/QV/5	25	1815230000	ZP 2.5/1AN/QV/5	25	1815230000
6-pole	ZP 2.5/1AN/QV/6	25	1815240000	ZP 2.5/1AN/QV/6	25	1815240000
7-pole	ZP 2.5/1AN/QV/7	25	1815250000	ZP 2.5/1AN/QV/7	25	1815250000
8-pole	ZP 2.5/1AN/QV/8	20	1815260000	ZP 2.5/1AN/QV/8	20	1815260000
9-pole	ZP 2.5/1AN/QV/9	20	1815270000	ZP 2.5/1AN/QV/9	20	1815270000
10-pole	ZP 2.5/1AN/QV/10	20	1815280000	ZP 2.5/1AN/QV/10	20	1815280000
Note						

Accessories

	ZDT 2.5/2				ZDT 2.5/8AN/4			
Pluggable cross-connection	Type	current	Qty.	Order No.	Type	current	Qty.	Order No.
2-pole	ZQV 2.5N/2 GE	24 A	60	1693800000	ZQV 2.5N/2 GE	24 A	60	1693800000
3-pole	ZQV 2.5N/3 GE	24 A	60	1693810000	ZQV 2.5N/3 GE	24 A	60	1693810000
4-pole	ZQV 2.5N/4 GE	24 A	60	1693820000	ZQV 2.5N/4 GE	24 A	60	1693820000
10-pole	ZQV 2.5N/10 GE	24 A	20	1693880000	ZQV 2.5N/10 GE	24 A	20	1693880000
20-/24-pole	ZQV 2.5N/20 GE	24 A	20	1909000000	ZQV 2.5N/20 GE	24 A	20	1909000000
End plate / Partition plate		Width				Width		
Dark beige Wemid	ZAP/TW ZDT2.5/2	2.5 mm	50	1816110000	ZAP/TW ZDT2.5/2	2.5 mm	50	1816110000
Test adapter								
Standard	ZTA ZT2.5	5.1 mm	25	1827080000	ZTA ZT2.5	5.1 mm	25	1827080000
With assembly peg	ZTA ZT2.5/ZA	5.1 mm	25	1847600000	ZTA ZT2.5/ZA	5.1 mm	25	1847600000
Miscellaneous accessories WeiCoS								
Locking element	ZVR ZP2.5	3.9 mm	25	1816130000	ZVR ZP2.5	3.9 mm	25	1816130000
Coding element	KOSF ZT2.5	2.9 mm	50	1816150000	KOSF ZT2.5	2.9 mm	50	1816150000
Strain relief	ZZE ZP2.5	9.9 mm	25	1816140000	ZZE ZP2.5	9.9 mm	25	1816140000
Screwdriver								
Standard	SDIS SL 0.6X3.5X100		1	1274660000	SDIS SL 0.6X3.5X100		1	1274660000
Identification systems (see assortment in catalogue 7)								
Marking tags	DEK 5/5				DEK 5/5			
Note								

ZDT 2.5/2 DU-PE — 2.5 mm²

Phase - PE conductor



5.1 x 80.5 x 52.5
24 / 4
0.13...4

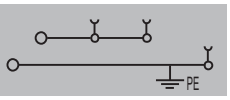

IEC 60947-7-1 (-7-2), IEC 61984

IEC	UL	CSA
500	300 (C)	300 (C)
690		
24	20 (C)	20 (C)
2.5	AWG 26...12	26...12
	6 kV / 3	
	A2 / V-0	

Rated connection	Plug-in connection
0.5...4	
0.5...4 / 0.5...2.5	0.5/ 0.5...2.5
10 / 0.6 x 3.5 mm	

2.5 mm² flexible wires with wire-end ferrules are crimped with the Weidmüller PZ 6/5 crimping tool.

Type	Qty.	Order No.
ZDT 2.5/2 DU-PE	50	1815160000
Type	**Qty.**	**Order No.**
ZP 2.5/1AN/QV/1	50	1815190000
ZP 2.5/1AN/QV/2	25	1815200000
ZP 2.5/1AN/QV/3	25	1815210000
ZP 2.5/1AN/QV/4	25	1815220000
ZP 2.5/1AN/QV/5	25	1815230000
ZP 2.5/1AN/QV/6	25	1815240000
ZP 2.5/1AN/QV/7	25	1815250000
ZP 2.5/1AN/QV/8	20	1815260000
ZP 2.5/1AN/QV/9	20	1815270000
ZP 2.5/1AN/QV/10	20	1815280000

Type	current	Qty.	Order No.
ZQV 2.5N/2 GE	24 A	60	1693800000
ZQV 2.5N/3 GE	24 A	60	1693810000
ZQV 2.5N/4 GE	24 A	60	1693820000
ZQV 2.5N/10 GE	24 A	20	1693880000
ZQV 2.5N/20 GE	24 A	20	1909000000
	Width		
ZAP/TW ZDT2.5/2	2.5 mm	50	1816110000
ZTA ZT2.5	5.1 mm	25	1827080000
ZTA ZT2.5/ZA	5.1 mm	25	1847600000
ZVR ZP2.5	3.9 mm	25	1816130000
KOSF ZT2.5	2.9 mm	50	1816150000
ZZE ZP2.5	9.9 mm	25	1816140000
SDIS SL 0.6X3.5X100		1	1274660000

DEK 5/5

Two-tier modular terminals

WeiCoS – Pluggable terminal blocks for wire cross-sections from 0.13 to 4 mm².

In hazardous area applications, the installation instructions and the rated data specifications for accessories given in the technical appendix must be followed.

ZDT 2.5/2 PE — 2.5 mm²

2 tension clamp connections / 2 pluggable connections



Width/Length/Height of lowest version	mm	5.1 x 80.5 x 52.5
max. current / max. cond. cross-section	A/mm²	/ 4
Max. clamping range	mm²	0.13...4

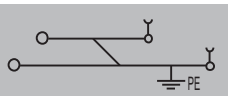

Technical data

IEC 60947-7-2

Rated data	IEC	UL	CSA
Rated cross-section mm²	2.5	AWG 26...12	26...12
Max. voltage of clamp support & pluggable system V	690		
Rated voltage to adjoining terminal V	500		
Rated impulse withstand voltage to adjacent terminal kV		6	
Rated short-time current		300 A (2.5 mm²)	
Pollution severity		3	
Gauge to IEC 60947-1 / Flammability class UL94		A2 / V-0	
Approvals			

Clamped conductors (H05V/H07V)	Rated connection	Plug-in connection
Solid / stranded mm²	0.5...4	
Flexible / Flexible with ferrule mm²	0.5...4 / 0.5...2.5	0.52.5
Stripping length / Blade size mm/-	10 / 0.6 x 3.5 mm	

Note

2.5 mm² flexible wires with wire-end ferrules are crimped with the Weidmüller PZ 6/5 crimping tool.

Ordering data

Version	Type	Qty.	Order No.
green/yellow Wemid	ZDT 2.5/2 PE	50	1815170000
Plug-in connector	**Type**	**Qty.**	**Order No.**
1-pole	ZP 2.5/1AN/QV/1 GN	50	1820570000

Note

Accessories

End plate / Partition plate	Type	Width	Qty.	Order No.
Dark beige Wemid	ZAP/TW ZDT2.5/2	2.5 mm	50	1816110000
Test adapter				
Standard	ZTA ZT2.5	5.1 mm	25	1827080000
With assembly peg	ZTA ZT2.5/ZA	5.1 mm	25	1847600000
Miscellaneous accessories WeiCoS				
Locking element	ZVR ZP2.5	3.9 mm	25	1816130000
Coding element	KOSF ZT2.5	2.9 mm	50	1816150000
Strain relief	ZZE ZP2.5	9.9 mm	25	1816140000
Screwdriver				
Standard	SDIS SL 0.6X3.5X100		1	1274660000

Identification systems (see assortment in catalogue 7)			
Marking tags	DEK 5/5 / WS 10/5		

Note

Test-disconnect terminals

ZTTR 2.5 — **2.5 mm²**

2 tension clamp connections / 1 pluggable connection



In hazardous area applications, the installation instructions and the rated data specifications for accessories given in the technical appendix must be followed.

Width/Length/Height of lowest version	mm	5.1 x 87 x 36.5
max. current / max. cond. cross-section	A/mm²	**18 / 4**
Max. clamping range	mm²	**0.13...4**

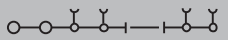

Technical data

IEC 60947-7-1, IEC 61984

Rated data		IEC	UL	CSA
Rated voltage	V	400	600 (C)	300 (B)
Rated current	A	16	16 (C)	16 (B)
Rated cross-section	mm²	2.5	AWG 26...12	AWG 26...12
Rated impulse withstand voltage / Pollution severity		6 kV / 3		
Gauge to IEC 60947-1 / Flammability class UL94		A2 / V-0		
Approvals				
Clamped conductors (H05V/H07V)		**Rated connection**		
Solid / stranded	mm²	0.5...4		
Flexible / Flexible with ferrule	mm²	0.5...4 / 0.5...2.5		
Stripping length / Blade size	mm/-	10 / 0.6 x 3.5 mm		
Note		CSA current and voltage, acc. to Gr. B		

Ordering data

Version	**Type**	**Qty.**	**Order No.**
Dark beige Wemid	ZTTR 2.5	50	**1865510000**
Without isolator, Dark beige Wemid	ZTTR 2.5 O.TNHE	50	**1905470000**
Note	Please contact customer support when planning your installation with SIHA.		

Accessories

Pluggable cross-connection	**Type**	**current**	**Qty.**	**Order No.**
2-pole	ZQV 2.5N/2 GE	24 A	60	**1693800000**
3-pole	ZQV 2.5N/3 GE	24 A	60	**1693810000**
4-pole	ZQV 2.5N/4 GE	24 A	60	**1693820000**
10-pole	ZQV 2.5N/10 GE	24 A	20	**1693880000**
End plate / Partition plate		**Width**		
Dark beige Wemid	ZAP/TW ZTTR2.5	2.5 mm	50	**1865520000**
End bracket				
Dark beige Wemid	ZEW 35	6 mm	20	**9540000000**
Screwdriver				
Standard	SDIS SL 0.6X3.5X100		1	**1274660000**
Testing / Checking				
Test plug	PS 2.3 RT	5.4 mm	20	**0180400000**
Holder for cartridge fuse 5 x 20mm				
400 V AC/DC, without LED	SIHA 3/G20	5.95 mm	25	**7921560000**
10 - 36 V AC/DC, red LED	SIHA 3/G20/LD 10-36V	5.95 mm	25	**7921570000**
140 - 250 V AC/DC, red LED	SIHA 3/G20/LD 140-250V	5.95 mm	25	**7921600000**
Module connector (max, 250 V)				
without fittings	BEST	5.1 mm	50	**1833100000**
with wire jumper	BEST/DRBR	5.1 mm	50	**1878570000**
With 1N4007 diode	BEST/D	5.1 mm	50	**1878560000**
Disconnect plug				
removable, as replacement for release lever	TNST		50	**1833090000**

Identification systems	(see assortment in catalogue 7)	
Marking tags	DEK 5/5	
Note	2.5 mm² flexible wires with wire-end ferrules are crimped with the Weidmüller PZ 6/5 crimping tool.	

Feed-through modular terminals

Z-series standard ranges provide solutions for conductor cross-sections from 0.05 to 35 mm².

In hazardous area applications, the installation instructions and the rated data specifications for accessories given in the technical appendix must be followed.

Width/Length/Height of lowest version	mm
max. current / max. cond. cross-section	A/mm²
Max. clamping range	mm²

ZRV 1.5 — 1.5 mm²

Base terminal - plug



5.1 x 89.5 x 52.5
/ 2.5
0.13...2.5

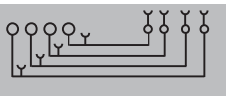

ZRV 1,5/PE — 1.5 mm²

Base terminal - plug



5.1 x 89.5 x 52.5
/ 2.5
0.13...2.5

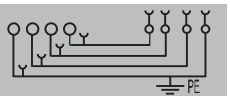

Technical data

Rated data		ZRV 1.5			ZRV 1,5/PE		
		IEC 60947-7-1, IEC 61984			IEC 60947-7-1 (-7-2), IEC 61984		
		IEC	UL	CSA	IEC	UL	CSA
Rated voltage	V	63	150 (C)		63	150 (C)	
Rated current	A	4	10 (C)		4	10 (C)	
Rated cross-section	mm²	1.5	AWG 26...14		1.5	AWG 26...14	
Rated impulse withstand voltage / Pollution severity			1.5 kV / 3			1.5 kV / 3	
Gauge to IEC 60947-1 / Flammability class UL94			A1 / V-0			A1 / V-0	
Approvals							
Clamped conductors (H05V/H07V)		**Rated connection**	**Crimp connection**		**Rated connection**	**Crimp connection**	
Solid / stranded	mm²	0.5...2.5			0.5...2.5		
Flexible / Flexible with ferrule	mm²	0.5...2.5 / 0.5...1.5	0.5...2.5		0.5...2.5 / 0.5...1.5	0.5...2.5	
Stripping length / Blade size	mm/-	8 / 0.6 x 3.5 mm			8 / 0.6 x 3.5 mm		
Note							

Ordering data

Version		Type	Qty.	Order No.	Type	Qty.	Order No.
	Base terminal	ZRV 1.5	50	1698160000	ZRV 1.5/PE	50	1698170000
Note							

Accessories

Pluggable cross-connection		Type	current	Qty.	Order No.	Type	current	Qty.	Order No.
	2-pole								
	3-pole								
	4-pole								
	10-pole								
	20-/24-pole								
STGH plug housing			**Width**				**Width**		
	With assembly peg	STGH 4 ZRV1.5	5 mm	50	1698190000	STGH 4 ZRV1.5/PE GN	5 mm	50	1698200000
	Without peg								
Crimp contacts									
	Reel packaged								
		DFFC 0.2-0.35 ZRV1.5		500	1705310000	DFFC 0.2-0.35 ZRV1.5		500	1705310000
	Single contacts	DFFC .5-1.0 ZRV1.5		500	1705320000	DFFC .5-1.0 ZRV1.5		500	1705320000
Test adapter									
	Strain relief								
	Plug housing black								
	Black plug enclosure								
End plate / Partition plate									
	beige Wemid								
Tools									
	Crimping tool	HTF ZRV		1	9014840000	HTF ZRV		1	9014840000
	Mounting tool								

Identification systems	(see assortment in catalogue 7)		
	Marking tags	DEK 5/5	DEK 5/5
Note			

ZRV 2.5/2 — 2.5 mm²



5.2 x 115 x 70
10 / 4
0.21...4

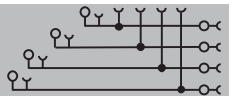

IEC 60947-7-1, IEC 61984

IEC	UL	CSA
250	300 (C)	300 (D)
10	10 (C)	10 (D)
2.5	AWG 24...14	AWG 26...14
	4 kV / 3	
	A2 / V-0	

Rated connection	Crimp connection
0.5...4 / 0.5...4	
0.5...2.5 / 0.5...2.5	0.5...2.5
10 / 0.6 x 3.5 mm	

Type	Qty.	Order No.
ZRV 2.5/2	50	1906970000

Type	current	Qty.	Order No.
ZQV 2.5/2	24 A	60	1608860000
ZQV 2.5/3	24 A	60	1608870000
ZQV 2.5/4	24 A	60	1608880000
ZQV 2.5/10	24 A	20	1608940000
ZQV 2.5/20	24 A	20	1908960000
	Width		
STGH ZRV2.5	5.15 mm	50	1907000000
STGH O.ZA ZRV2.5	5.15 mm	50	1907010000
FEKO ZRV2.5 0.2-0.35	4.15 mm	5000	1854750000
FEKO ZRV2.5 0.5-1	4.15 mm	5000	1854760000
FEKO ZRV2.5 1.5-2.5	4.15 mm	4000	1848480000
FEKO ET ZRV2.5 0.2-0.35	4.15 mm	500	1893940000
FEKO ET ZRV2.5 0.5-1	4.15 mm	500	1893970000
FEKO ET ZRV2.5 1.5-2.5	4.15 mm	500	1893990000
ZE ZRV2.5	5 mm	25	2318670000
STGH O.R/SW ZRV2.5	5.15 mm	25	1898420000
STGH O.ZA/O.R/SW ZRV2.5	5.15 mm	25	1898430000
AP ZRV2.5	5.1 mm	10	1906980000
HTF AFK 2.5		1	9201040000
Removal Tool AFK		1	1866760000

DEK 5/5 / WS 12/5

ZRV 2.5/1 — 2.5 mm²



5.2 x 115 x 70
/ 4
0.5...4

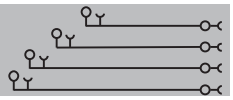

IEC	UL	CSA
250	300 (C)	
10	10 (C)	
2.5	AWG 24...14	
	4 kV / 3	
	/ V-0	

Rated connection	Crimp connection
0.5...4	
0.5...2.5	0.5...2.5
10 / 0.6 x 3.5 mm	

Type	Qty.	Order No.
ZRV 2.5/1	50	1906960000

Type	current	Qty.	Order No.
ZQV 2.5/2	24 A	60	1608860000
ZQV 2.5/3	24 A	60	1608870000
ZQV 2.5/4	24 A	60	1608880000
ZQV 2.5/10	24 A	20	1608940000
ZQV 2.5/20	24 A	20	1908960000
	Width		
STGH ZRV2.5	5.15 mm	50	1907000000
STGH O.ZA ZRV2.5	5.15 mm	50	1907010000
FEKO ZRV2.5 0.2-0.35	4.15 mm	5000	1854750000
FEKO ZRV2.5 0.5-1	4.15 mm	5000	1854760000
FEKO ZRV2.5 1.5-2.5	4.15 mm	4000	1848480000
FEKO ET ZRV2.5 0.2-0.35	4.15 mm	500	1893940000
FEKO ET ZRV2.5 0.5-1	4.15 mm	500	1893970000
FEKO ET ZRV2.5 1.5-2.5	4.15 mm	500	1893990000
ZE ZRV2.5	5 mm	25	2318670000
STGH O.R/SW ZRV2.5	5.15 mm	25	1898420000
STGH O.ZA/O.R/SW ZRV2.5	5.15 mm	25	1898430000
AP ZRV2.5	5.1 mm	10	1906980000
HTF AFK 2.5		1	9201040000
Removal Tool AFK		1	1866760000

DEK 5/5 / WS 12/5

Plug-in connector

In hazardous area applications, the installation instructions and the rated data specifications for accessories given in the technical appendix must be followed.

		ZP 2.5/1AN — 2.5 mm²	ZP 2.5/1AN/GN/BE — 2.5 mm²
		1...17-pole	2 to 17-pole Connectors each with one green pole
Width/Length/Height of lowest version	mm	5.1 x 16 x 41	5.1 x 16 x 41
max. current / max. cond. cross-section	A/mm²	**24 / 4**	**24 / 4**
Max. clamping range	mm²	**0.13...4**	**0.13...4**





Technical data

IEC 60947-7-1, IEC 61984

Rated data		ZP 2.5/1AN IEC	UL	CSA	ZP 2.5/1AN/GN/BE IEC	UL	CSA
Rated voltage	V	500	300 (C)	300 (C)	500	300 (C)	300 (C)
Rated current	A	24	20 (C)	20 (C)	24	20 (C)	20 (C)
Rated cross-section	mm²	2.5	AWG 26...12	26...12	2.5	AWG 26...12	26...12
Rated impulse withstand voltage / Pollution severity		6 kV / 3			6 kV /		
Gauge to IEC 60947-1 / Flammability class UL94		A2 / V-0			A2 / V-0		
Approvals							
Clamped conductors (H05V/H07V)		**Rated connection**			**Rated connection**		
Solid / stranded	mm²	0.5...4			0.5...4		
Flexible / Flexible with ferrule	mm²	0.5...4 / 0.5...2.5			0.5...4 / 0.5...2.5		
Stripping length / Blade size	mm/-	10 / 0.6 x 3.5 mm			10 / 0.6 x 3.5 mm		
Note		2.5 mm² flexible wires with wire-end ferrules are crimped with the Weidmüller PZ 6/5 crimping tool.			2.5 mm² flexible wires with wire-end ferrules are crimped with the Weidmüller PZ 6/5 crimping tool.		

Ordering data

Version	ZP 2.5/1AN Type	Qty.	Order No.	ZP 2.5/1AN/GN/BE Type	Qty.	Order No.
1-pole	ZP 2.5/1AN/1	50	**1815430000**			
2-pole	ZP 2.5/1AN/2	25	**1815440000**	ZP 2.5/1AN/2 GN/BE	25	**1867090000**
3-pole	ZP 2.5/1AN/3	25	**1815450000**	ZP 2.5/1AN/3 GN/BE	25	**1867100000**
4-pole	ZP 2.5/1AN/4	25	**1815500000**	ZP 2.5/1AN/4 GN/BE	25	**1867110000**
5-pole	ZP 2.5/1AN/5	25	**1815510000**	ZP 2.5/1AN/5 GN/BE	25	**1867120000**
6-pole	ZP 2.5/1AN/6	25	**1815520000**	ZP 2.5/1AN/6 GN/BE	25	**1867130000**
7-pole	ZP 2.5/1AN/7	25	**1815530000**	ZP 2.5/1AN/7 GN/BE	25	**1867140000**
8-pole	ZP 2.5/1AN/8	20	**1815540000**	ZP 2.5/1AN/8 GN/BE	20	**1867150000**
9-pole	ZP 2.5/1AN/9	20	**1815550000**	ZP 2.5/1AN/9 GN/BE	20	**1867160000**
10-pole	ZP 2.5/1AN/10	20	**1815560000**	ZP 2.5/1AN/10 GN/BE	20	**1867170000**
11-pole	ZP 2.5/1AN/11	20	**1815570000**	ZP 2.5/1AN/11 GN/BE	20	**1867180000**
12-pole	ZP 2.5/1AN/12	20	**1815580000**	ZP 2.5/1AN/12 GN/BE	20	**1867190000**
13-pole	ZP 2.5/1AN/13	10	**1815590000**	ZP 2.5/1AN/13 GN/BE	10	**1867200000**
14-pole	ZP 2.5/1AN/14	10	**1815600000**	ZP 2.5/1AN/14 GN/BE	10	**1867210000**
15-pole	ZP 2.5/1AN/15	10	**1815610000**	ZP 2.5/1AN/15 GN/BE	10	**1867220000**
16-pole	ZP 2.5/1AN/16	10	**1815620000**			
17-pole	ZP 2.5/1AN/17	10	**1815180000**	ZP 2.5/1AN/17 GN/BE	10	**1867240000**
24-pole	ZP 2.5/1AN/24	10	**1815720000**			
1-pole (green Wemid)	ZP 2.5/1AN/1 GN	50	**1820580000**			
Note				The technical specifications are only valid for use in conjunction with PE terminals, according to DIN EN 60947-7-2.		

Accessories

Pluggable cross-connection	ZP 2.5/1AN Type	current	Qty.	Order No.	ZP 2.5/1AN/GN/BE Type	current	Qty.	Order No.
2-pole								
3-pole								
10-pole								
Test adapter		**Width**				**Width**		
Standard	ZTA ZT2.5	5.1 mm	25	**1827080000**	ZTA ZT2.5	5.1 mm	25	**1827080000**
Screwdriver								
Standard	SDIS SL 0.6X3.5X100		1	**1274660000**	SDIS SL 0.6X3.5X100		1	**1274660000**
Group designation								
Group designation	ZGB 30	7 mm	20	**1611930000**	ZGB 30	7 mm	20	**1611930000**
Protective strips transparent	STR 7 F.SCHT 7	6.3 mm	20	**0515300000**	STR 7 F.SCHT 7	6.3 mm	20	**0515300000**
Push-in tag blank	ESO 7 A4-BOGEN WEISS	6.3 mm	10	**1607720000**	ESO 7 A4-BOGEN WEISS	6.3 mm	10	**1607720000**
Identification systems (see assortment in catalogue 7)								
Marking tags	DEK 5/5 / WS 10/5				DEK 5/5 / WS 10/5			
Note								

ZP 2.5/1AN/QV — 2.5 mm²

1...17-pole



5.1 x 23 x 41
24 / 4
0.13...4

IEC	UL	CSA
500	300 (C)	300 (C)
24	20 (C)	20 (C)
2.5	AWG 26...12	26...12
6 kV /		
A2 / V-0		

Rated connection
0.5...4
0.5...4 / 0.5...2.5
10 / 0.6 x 3.5 mm

2.5 mm² flexible wires with wire-end ferrules are crimped with the Weidmüller PZ 6/5 crimping tool.

Type	Qty.	Order No.
ZP 2.5/1AN/QV/1	50	1815190000
ZP 2.5/1AN/QV/2	25	1815200000
ZP 2.5/1AN/QV/3	25	1815210000
ZP 2.5/1AN/QV/4	25	1815220000
ZP 2.5/1AN/QV/5	25	1815230000
ZP 2.5/1AN/QV/6	25	1815240000
ZP 2.5/1AN/QV/7	25	1815250000
ZP 2.5/1AN/QV/8	20	1815260000
ZP 2.5/1AN/QV/9	20	1815270000
ZP 2.5/1AN/QV/10	20	1815280000
ZP 2.5/1AN/QV/11	20	1815290000
ZP 2.5/1AN/QV/12	20	1815300000
ZP 2.5/1AN/QV/13	10	1815310000
ZP 2.5/1AN/QV/14	10	1815320000
ZP 2.5/1AN/QV/15	10	1815330000
ZP 2.5/1AN/QV/16	10	1815340000
ZP 2.5/1AN/QV/17	10	1815350000
ZP 2.5/1AN/QV/1 GN	50	1820570000

Type	current	Qty.	Order No.
ZQV 2.5N/2 GE	24 A	60	1693800000
ZQV 2.5N/3 GE	24 A	60	1693810000
ZQV 2.5N/10 GE	24 A	20	1693880000
	Width		
ZTA ZT2.5	5.1 mm	25	1827080000
SDIS SL 0.6X3.5X100		1	1274660000
ZGB 30	7 mm	20	1611930000
STR 7 F.SCHT 7	6.3 mm	20	0515300000
ESO 7 A4-BOGEN WEISS	6.3 mm	10	1607720000

DEK 5/5 / WS 10/5

ZP 2.5/2AN/QV — 2.5 mm²

1...16-pole



5.1 x 37 x 41
24 / 4
0.13...4

IEC 60947-7-1, IEC 61984

IEC	UL	CSA
500	300 (C)	300 (C)
24	20 (C)	20 (C)
2.5	AWG 26...12	26...12
6 kV / 3		
A2 / V-0		

Rated connection
0.5...4
0.5...4 / 0.5...2.5
10 / 0.6 x 3.5 mm

2.5 mm² flexible wires with wire-end ferrules are crimped with the Weidmüller PZ 6/5 crimping tool.

Type	Qty.	Order No.
ZP 2.5/2AN/QV/1	50	1815730000
ZP 2.5/2AN/QV/2	20	1815740000
ZP 2.5/2AN/QV/3	20	1815750000
ZP 2.5/2AN/QV/4	20	1815760000
ZP 2.5/2AN/QV/5	20	1815770000
ZP 2.5/2AN/QV/6	20	1815780000
ZP 2.5/2AN/QV/7	20	1815790000
ZP 2.5/2AN/QV/8	10	1815800000
ZP 2.5/2AN/QV/9	10	1815810000
ZP 2.5/2AN/QV/10	10	1815820000
ZP 2.5/2AN/QV/11	10	1815830000
ZP 2.5/2AN/QV/12	10	1815840000
ZP 2.5/2AN/QV/13	5	1815850000
ZP 2.5/2AN/QV/14	5	1815860000
ZP 2.5/2AN/QV/15	5	1815870000
ZP 2.5/2AN/QV/16	5	1815880000
ZP 2.5/2AN/QV/1 GN	50	1820590000

Type	current	Qty.	Order No.
ZQV 2.5N/2 GE	24 A	60	1693800000
ZQV 2.5N/3 GE	24 A	60	1693810000
ZQV 2.5N/10 GE	24 A	20	1693880000
	Width		
ZTA ZT2.5	5.1 mm	25	1827080000
SDIS SL 0.6X3.5X100		1	1274660000
ZGB 30	7 mm	20	1611930000
STR 7 F.SCHT 7	6.3 mm	20	0515300000
ESO 7 A4-BOGEN WEISS	6.3 mm	10	1607720000

DEK 5/5 / WS 10/5

ZP 4/1AN — 4 mm²

1...16-pole



6.5 x 22.5 x 47.5
32 / 6
0.13...6

IEC 60947-7-1, IEC 61984

IEC	UL	CSA
800	600 (C)	600 (C)
32	28 (C)	28 (C)
4	AWG 26...10	AWG 26...10
8 kV / 3		
A3 / V-0		

Rated connection
0.5...6
0.5...6 / 0.5...4
12 / 0.6 x 3.5 mm

CSA current and voltage, acc. to Gr. C

Type	Qty.	Order No.
ZP 4/1AN/1	50	1848340000
ZP 4/1AN/2	25	1854990000
ZP 4/1AN/3	25	1855000000
ZP 4/1AN/4	25	1855010000
ZP 4/1AN/5	20	1855020000
ZP 4/1AN/6	20	1855030000
ZP 4/1AN/7	20	1855040000
ZP 4/1AN/8	20	1855050000
ZP 4/1AN/9	10	1855060000
ZP 4/1AN/10	10	1855070000
ZP 4/1AN/11	20	1855080000
ZP 4/1AN/12	10	1855090000
ZP 4/1AN/13	10	1855100000
ZP 4/1AN/14	10	1855110000
ZP 4/1AN/15	10	1855120000
ZP 4/1AN/16	10	1855130000
ZP 4/1AN/1 GN	50	1854980000

Type	current	Qty.	Order No.
	Width		
SDIS SL 0.6X3.5X100		1	1274660000

DEK 5/5 / WS 10/6

WeiCoS – single slice elements

Single slice elements for self-assembly

The WeiCoS single slice elements from Weidmüller enhance flexibility by providing a solution for almost every application. The plug-in connectors are pipped together to offer a compact modular solution directly in situ to suit the particular application. These single slices are available in green (GN) and beige (BE).

Single slice element ZP 2.5/1AN plug

Ordering data

Type	Qty.	Order No.
ZP 2.5/1AN	50	1875150000
ZP 2.5/1AN ZA O.RA	50	1875210000
ZP 2.5/1AN ZA	50	1875190000
ZP 2.5/1AN ZA O.RA BL	50	1972980000
ZP 2.5/1AN ZA BL	50	1009070000
ZP 2.5/1AN GN	50	1875180000
ZP 2.5/1AN ZA O.RA GN	50	1875220000
ZP 2.5/1AN ZA GN	50	1875200000

Construction of plug:

1 start element	n-2 core element	1 end element
1875150000 BE	1875210000 BE	1875190000 BE
1875180000 GN	1972980000 BL	1009070000 BL
	1875220000 GN	1875200000 GN

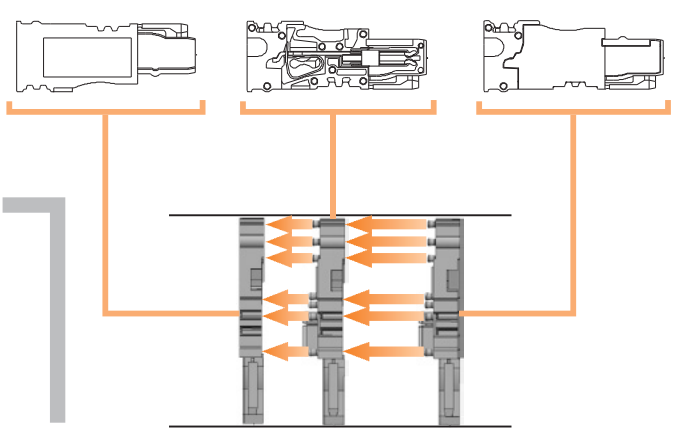

Single slice element ZP 2.5/1AN/QV plug



Ordering data

Type	Qty.	Order No.
ZP 2.5/1AN/QV	50	1007900000
ZP 2.5/1AN/QV ZA O.RA	50	1007960000
ZP 2.5/1AN/QV ZA	50	1007930000
ZP 2.5/1AN/QV BL	50	1007910000
ZP 2.5/1AN/QV ZAO.RA BL	50	1007970000
ZP 2.5/1AN/QV ZA BL	50	1007940000
ZP 2.5/1AN/QV GN	50	1007920000
ZP 2.5/1AN/QV ZAO.RA GN	50	1007980000
ZP 2.5/1AN/QV ZA GN	50	1007950000

Construction of plug:

1 start element	n-2 core element	1 end element
1007900000 BE	1007960000 BE	1007930000 BE
1007910000 BL	1007970000 BL	1007940000 BL
1007920000 GN	1007980000 GN	1007950000 GN

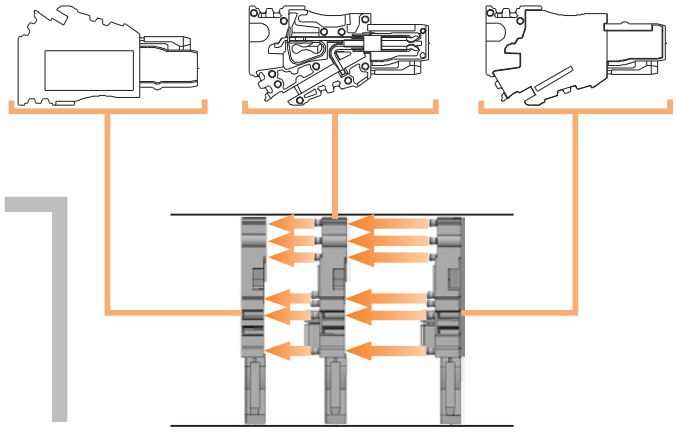

Single slice element ZP 2.5/2AN/QV plug



Single slice element ZPS coupling



Ordering data

Type	Qty.	Order No.
ZP 2.5/2AN/QV	50	1007810000
ZP 2.5/2AN/QV ZA O.RA	50	1007870000
ZP 2.5/2AN/QV ZA	50	1007840000
ZP 2.5/2AN/QV BL	50	1007820000
ZP 2.5/2AN/QV ZAO.RA BL	50	1007880000
ZP 2.5/2AN/QV ZA BL	50	1007850000
ZP 2.5/2AN/QV GN	50	1007830000
ZP 2.5/2AN/QV ZAO.RA GN	50	1007890000
ZP 2.5/2AN/QV ZA GN	50	1007860000

Ordering data

Type	Qty.	Order No.
GHDE ZPS 2.5/1AN	50	1866070000
ZPS 2.5/1AN/QV/1GN	50	1861050000
ZPS 2.5/1AN/QV	50	1861040000

Construction of plug:

1 start element
1007810000 BE
1007820000 BL
1007830000 GN

n-2 core element
1007870000 BE
1007880000 BL
1007890000 GN

1 end element
1007840000 BE
1007850000 BL
1007860000 GN

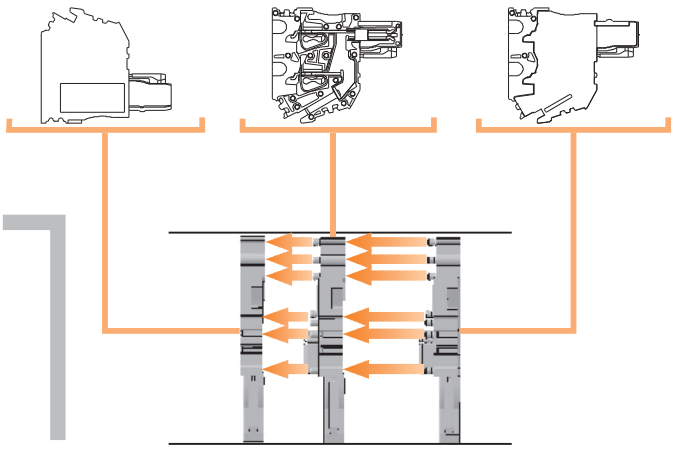

Construction of coupling:

n-pol. single elements **1 x cover**

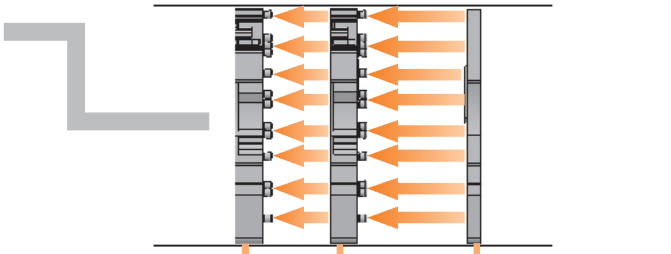

1861040000 BE
1861050000 GN

1861040000 BE
1861050000 GN

1866070000

Single slice element plugged into start element

Plug accessories

WeiCoS 2.5 mm²

Locking element

ZVR ZP 2.5



Ordering data	Type	Qty.	Order No.
	ZVR ZP 2.5	25	1816130000

Test adapter

1 x **1827080000** and
(n-1) x **1847600000** are required
for setting up n-pole blocks.

ZTA ZT 2.5



Ordering data	Type	Qty.	Order No.
	ZTA ZT 2.5 (without spigot)	25	1827080000
	ZTA ZT 2.5 (with spigot)	25	1847600000

Coding element

KOSF ZT 2.5

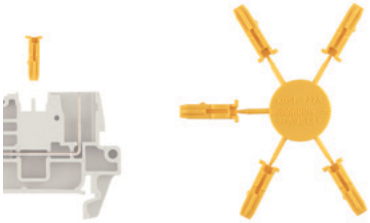

Ordering data	Type	Qty.	Order No.
	KOSF ZT 2.5	50	1816150000

Locking element

ZVR ZP 2.5 in conjunction with separate coupling

ZVR ZPS 2.5

Ordering data	Type	Qty.	Order No.
	ZVR ZPS 2.5	20	1878620000

Strain relief

ZZE ZP 2.5



Ordering data	Type	Qty.	Order No.
	ZZE ZP 2.5 – 1-pole	25	1816140000
	ZZE ZP 2.5/4 – 4-pole	25	1866220000
	ZZE ZP 2.5/8 – 8-pole	25	1866230000

Protective cover

ZAD ZT / ZPS 2.5



Ordering data	Type	Qty.	Order No.
	ZAD ZT / ZPS 2.5	50	1861030000

Plug accessories

WeiCoS 4 mm²

Locking element — ZVR ZP 4



Ordering data	Type	Qty.	Order No.
	ZVR ZP 4	25	1855250000

Coding element — KOSF ZT 4

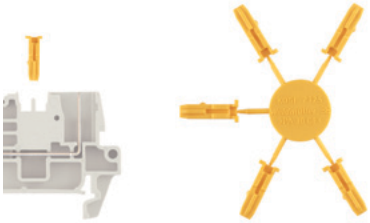

Ordering data	Type	Qty.	Order No.
	KOSF ZT 4	50	1856860000

Strain relief — ZZE ZP 4

Ordering data	Type	Qty.	Order No.
	ZZE ZP 4	25	1855260000

Mounting set – separate coupling

Individual applications without the use of component parts would be unthinkable in industry today.

Coupled with high temperature and vibration demands, modularity requires the use of specially tested products. Wherever functional units are pre-assembled or have to be quickly separated, flexible systems are high on the agenda. The WeiCoS separate coupling represents a further extension to the Weidmüller modular concept. It is the ideal solution for wiring without "heavyweight" enclosures.

In addition, this separate coupling concept from Weidmüller represents a compact alternative to the through-panel plug-in connector or signal and lighting distribution terminals. Together with the pluggable modular terminals from the WeiCoS range, they form an ideal combination for creating flexible, functional units.

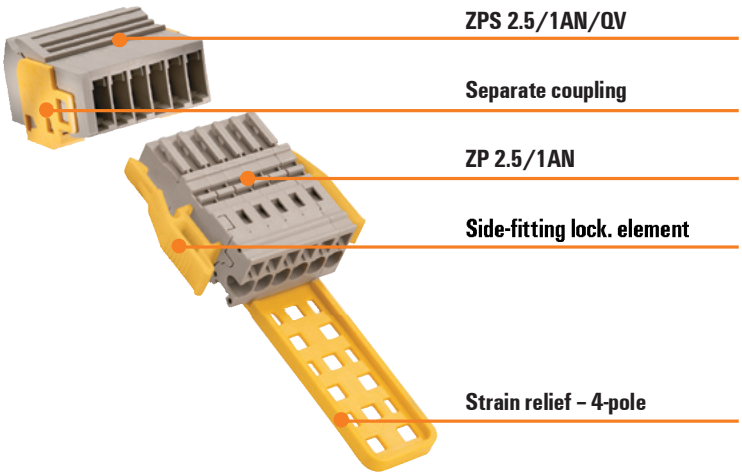

Separate coupling – 3 plugs, 1 line



Separate coupling

ZVLA1 ZPS 2.5

Ordering data	Type	Qty.	Order No.
	ZVLA1 ZPS 2.5	20	1866250000

Alternative to the side-fitting locking element, the central locking element

ZVR ZP 2.5

Ordering data	Type	Qty.	Order No.
	ZVR ZP 2.5	20	1816130000

Strain relief

ZZE ZP 2.5 / 4 / 8

Ordering data	Type	Qty.	Order No.
	ZZE ZP 2.5 – 1-pole	25	1816140000
	ZZE ZP 2.5/4 – 4-pole	25	1866220000
	ZZE ZP 2.5/8 – 8-pole	25	1866230000

ZP 2.5/1AN/6

Ordering data	Type	Qty.	Order No.
	ZP 2.5/1AN/6	25	1815520000

Side-fitting locking element

ZVR ZPS 2.5

Ordering data	Type	Qty.	Order No.
	ZVR ZPS 2.5	20	1878620000

ZPS 2.5/1AN/QV 6

Ordering data	Type	Qty.	Order No.
	ZPS 2.5/1AN/QV 6	25	1865940000

Mounting set – coupling

The new options

Although a separate coupling is very useful (enabling a connection to be disconnected at any point), users do not always want them to be quite so readily separable.

We have therefore devised the following fixing variations for separate couplings:

- Screws for fixing to a mounting plate or enclosure wall.
- Clips for fixing to a mounting plate or enclosure wall (in this version every pole can be provided with a clip if required).
- Clips for direct fixing to a terminal rail (TS 15 or TS 35).

Of special note is the fact that the coupling blocks can be supplied already fitted with the fixings you require.

Screwed through-wall fixing



Type	Qty.	Order No.
ZVLA DF ZPS2.5	20	1878600000



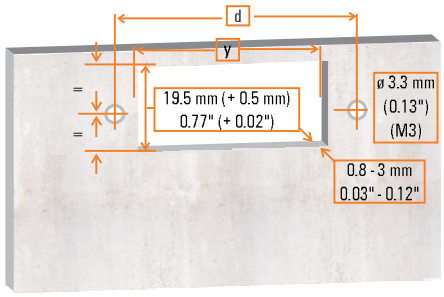

y = n x 5.1 mm + 5.5 mm
d = n x 5.1 mm + 13.5 mm

y = n x 0.25" + 0.216"
d = n x 0.25" + 0.53"

n-pole	y		d	
	mm	inch(")	mm	inch(")
2-pole	15.7	0.62	23.7	0.93
3-pole	20.8	0.82	28.8	1.13
4-pole	25.9	1.02	33.9	1.33
5-pole	31.0	1.22	38.9	1.53
6-pole	36.1	1.42	44.1	1.74
7-pole	41.2	1.62	49.2	1.94
8-pole	46.3	1.82	54.3	2.14
9-pole	51.4	2.02	59.4	2.34
10-pole	56.5	2.22	64.5	2.55
11-pole	61.6	2.43	69.6	2.74
12-pole	66.7	2.63	74.7	2.94
13-pole	71.8	2.83	79.8	3.14
14-pole	76.9	3.03	84.9	3.34
15-pole	82.0	3.23	90.0	3.54
16-pole	87.1	3.43	95.1	3.74

WeiCoS



Plug-in connector system with an infinite number of combinations – but always with the same fitting method.

Direct mounting – screwed

Type	Qty.	Order No.
ZVLA SC ZPS 2.5	20	1866240000

Direct mounting – clipped



Type	Qty.	Order No.
ZVLA RC ZPS 2.5	20	1866260000



Type	Qty.	Order No.
BA RC ZPS 2.5	100	1908560000

on terminal rail



Type	Qty.	Order No.
MOFU 15/35 ZPS 2.5	25	1899170000

Plug support prevents buckling of the connection

Type	Qty.	Order No.
BA ZPS 2.5	100	1908550000

Plug support prevents buckling of the connection

Type	Qty.	Order No.
BA ZPS 2.5	100	1908550000





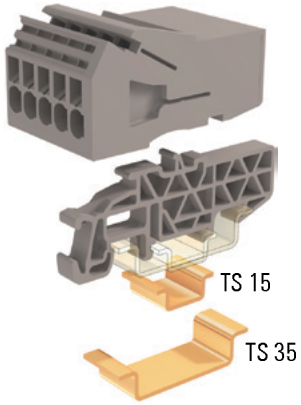

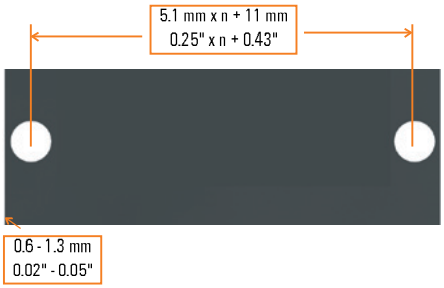

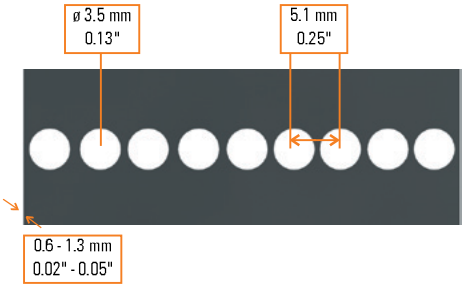

ZT 2.5/2AN/1

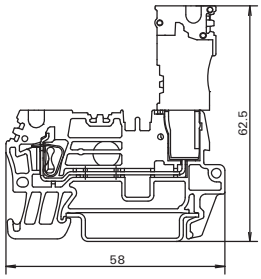

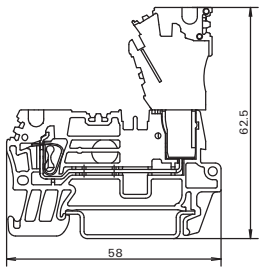

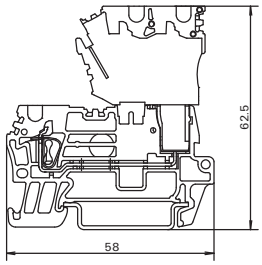

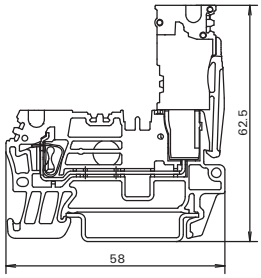

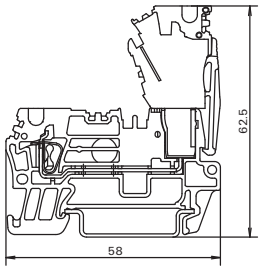

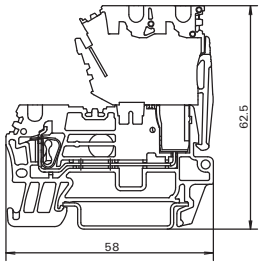

ZT 2.5/3AN/1

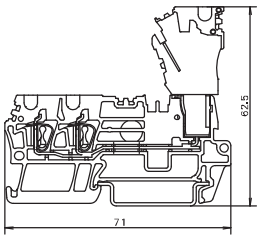

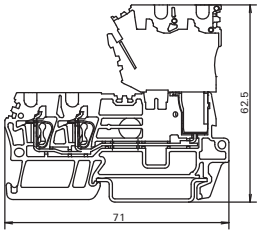

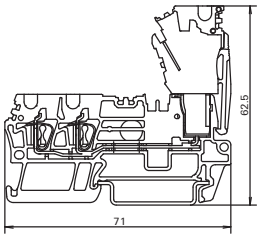

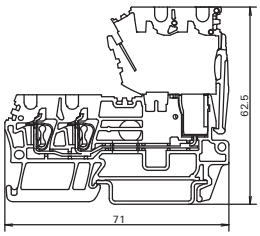

ZTTR 2.5/3AN/1

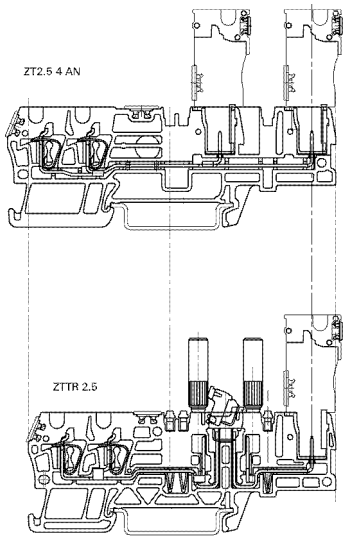

A connector alignment:
the ZTTR can be combined with ZTPE 2.5.

ZT 2.5/4AN/2

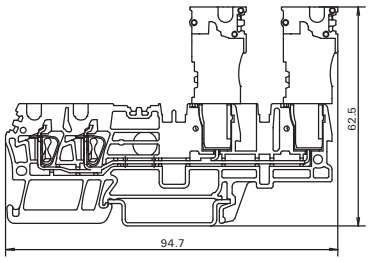

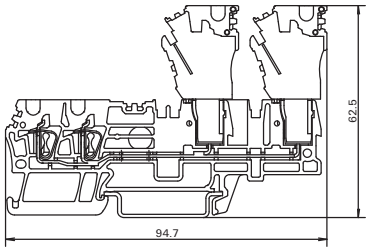

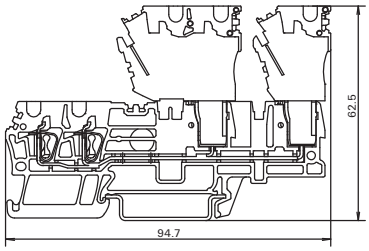

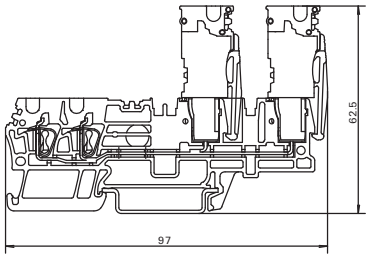

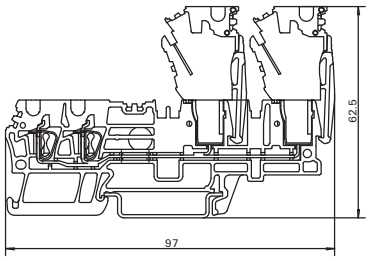

ZTD 2.5/2

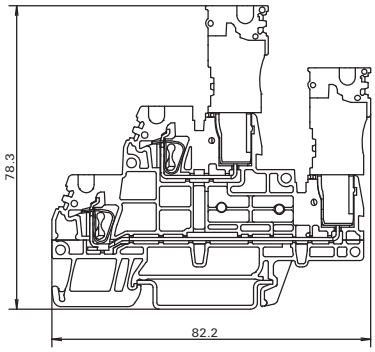

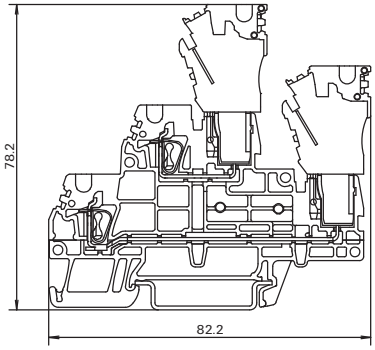

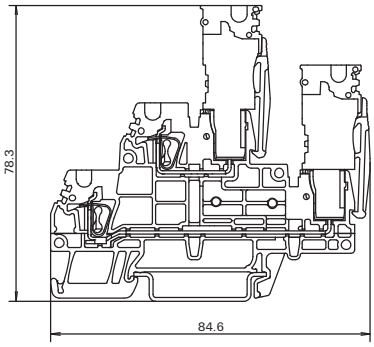

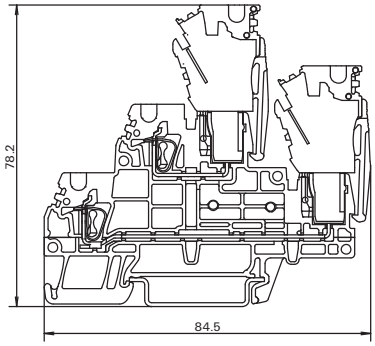

ZT 2.5/4AN/4

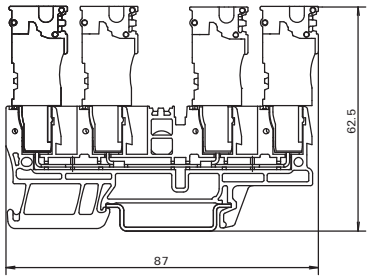

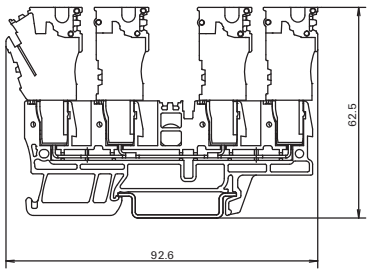

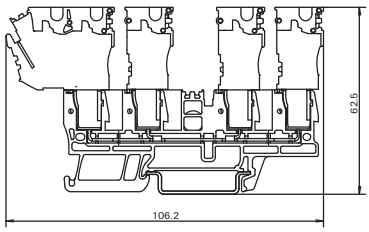

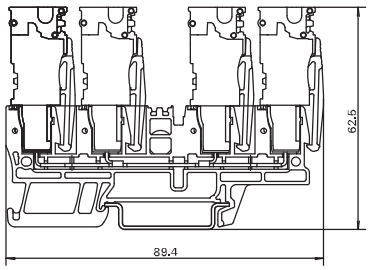

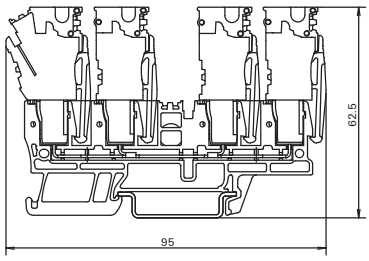

A modular distribution system with proven tension-clamp connections

Distribution terminal bars from stackable single modules, consisting of carrier and base elements

The basis for this modular system is the side-by-side mounting of the individual modules of the distribution terminals with their integral cross-connection. The female contact is on one side, the male contact on the other. Thanks to the modular thin-element design, variable distribution strips can be set up to suit the application. The base elements, which are clipped onto TS 35 terminal rails, form the supports for these module combinations. These base elements are available in a number of different versions:

- Carrier elements with and without signal lines for 3- and 4-wire connections
- Modular construction which enables individual configuration



Simple operation
The distribution terminals with integrated cross-connections can be joined together and be snapped into the base elements by hand.



Integrated cross-connection
Potential distribution with integrated cross-connections of the male and female contacts.

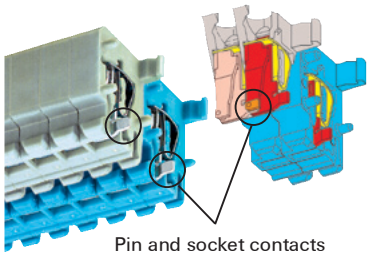



Modular system
Variable number of poles available on account of their simple connection or seperation capabilities.



For initiators and actuators
The modular distribution strip system is a convenient way to supply initiators and actuators with three- or four-wire power connections.

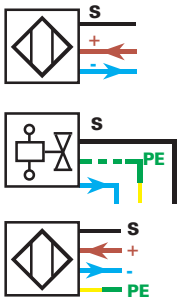

The modular distribution strip system

In hazardous area applications, the installation instructions and the rated data specifications for accessories given in the technical appendix must be followed.

		ZPV 1.5 — 1.5 mm²	ZIA 1.5/3 L... — 1.5 mm²
		Base element	Base element 3-wire
			
Width/Length/Height of lowest version	mm	5.1 x 67.8 x 38.35	5.08 x 68.5 x 46
max. current / max. cond. cross-section	A/mm²		/ 2.5
Max. clamping range	mm²		0.13...2.5

Technical data

Rated data		ZPV 1.5			ZIA 1.5/3 L...		
		IEC 60947-7-1			IEC 60947-7-1		
		IEC	UL	CSA	IEC	UL	CSA
Rated voltage	V	250	300 (D)		250	300 (D)	300 (D)
Max. voltage of clamp support & pluggable system	V						
Rated current	A	17.5	10 (D)		17.5	10 (D)	10 (D)
Rated cross-section	mm²	1.5	AWG 26...14	AWG 26...14	1.5	AWG 26...14	AWG 26...14
Rated impulse withstand voltage / Pollution severity			4 kV / 3			4 kV / 3	
Gauge to IEC 60947-1 / Flammability class UL94			/ V-0			A1 / V-0	
Approvals							
Clamped conductors (H05V/H07V)		**Rated connection**			**Rated connection**		
Solid / stranded	mm²				0.5...2.5		
Flexible / Flexible with ferrule	mm²				0.5...2.5 / 0.5...1.5		
Stripping length / Blade size	mm/-				8 / 0.6 x 3.5 mm		
Note					Bi-directional LED in ZIA 1.5/3L-1/LD (1651990000)		

Ordering data

Base terminal	ZPV 1.5 — Type	Qty.	Order No.	ZIA 1.5/3L — Type	Qty.	Order No.
Base terminal	ZPV 1.5	100	1676630000	ZIA 1.5/3L-1S	100	1651980000
Base terminal with LED				ZIA 1.5/3L-1S/LD-RT	50	1651990000
PE base terminal				ZIA 1.5/3L-PE	20	1652000000
Dark beige Wemid						
Blue Wemid						
Brown Wemid						
Dark beige Wemid						
green/yellow Wemid						
Note	ZVL 1.5 0.QV = distribution strip without internal bridge for park position			ZVL 1.5 0.QV = distribution strip without internal bridge for park position		

Accessories

Pluggable cross-connection	Type	current	Qty.	Order No.	Type	current	Qty.	Order No.
2-pole					ZQV 2.5/2	24 A	60	1608860000
3-pole					ZQV 2.5/3	24 A	60	1608870000
4-pole					ZQV 2.5/4	24 A	60	1608880000
10-pole					ZQV 2.5/10	24 A	20	1608940000
50-pole					ZQV 2.5/50	24 A	10	1697540000
Reducing sleeves		**Width**				**Width**		
For conductors < 0.5 mm² / AWG 20					ZRH 1.5N/1	4.85 mm	1000	1632140000
For conductors < 1.0 mm² / AWG 18					ZRH 1.5N/2	4.85 mm	1000	1632130000
End plate / Partition plate								
Dark beige Wemid	ZAP/TW ZPV1.5	5.08 mm	50	1674650000	ZAP/TW ZIA1.5/3L	5.08 mm	50	1649540000
With assembly peg								
Without peg								
Screwdriver								
Standard	SDIS SL 0.6X3.5X100		1	1274660000	SDIS SL 0.6X3.5X100		1	1274660000

Identification systems (see assortment in catalogue 7)		
Marking tags	DEK 5/5 / WS 12/5	DEK 5/5
Note	For holding the ZVL 1.5 distribution strip	

ZIA 1.5/4 L... 1.5 mm²

Base element 4-wire



5.08 x 81.5 x 46
/ 2.5
0.13...2.5

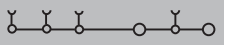

IEC 60947-7-1

IEC	UL	CSA
250	300 (D)	
17.5	10 (D)	
1.5	AWG 26...14	AWG 26...14
4 kV / 3		
A1 / V-0		

Rated connection
0.5...2.5
0.5...2.5 / 0.5...1.5
8 / 0.6 x 3.5 mm

Bi-directional LED in ZIA 1.5/4L-1/LD (1652020000)

Type	Qty.	Order No.
ZIA 1.5/4L-1S	100	1652010000
ZIA 1.5/4L-1S/LD	50	1652020000
ZIA 1.5/4L-PE	20	1652030000

ZVL 1.5 0.QV = distribution strip without internal bridge for park position

Type	current	Qty.	Order No.
ZQV 2.5/2	24 A	60	1608860000
ZQV 2.5/3	24 A	60	1608870000
ZQV 2.5/4	24 A	60	1608880000
ZQV 2.5/10	24 A	20	1608940000
ZQV 2.5/50	24 A	10	1697540000
	Width		
ZRH 1.5N/1	4.85 mm	1000	1632140000
ZRH 1.5N/2	4.85 mm	1000	1632130000
ZAP/TW ZIA1.5/4L	5.08 mm	50	1649550000
SDIS SL 0.6X3.5X100		1	1274660000

DEK 5/5

ZVL 1.5 1.5 mm²

Distribution strip

5.08 x 12.9 x 17.45
/ 2.5
0.13...2.5

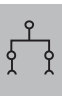

IEC 60947-7-1

IEC	UL	CSA
250	300 (D)	300 (D)
17.5	10 (D)	10 (D)
1.5	AWG 26...14	AWG 26...14
4 kV / 3		
A2 / V-0		

Rated connection
0.5...2.5
0.5...2.5 / 0.5...1.5
7 / 0.6 x 3.5 mm

Type	Qty.	Order No.
ZVL 1.5	100	1649300000
ZVL 1.5 BL	100	1650360000
ZVL 1.5 BR	100	1650370000
ZVL 1.5 0.QV	100	1711930000
ZVL 1.5/PE GN/GE BED	100	1651970000

ZVL 1.5 0.QV = distribution strip without internal bridge for park position

Type	current	Qty.	Order No.
	Width		
ZRH 1.5N/1	4.85 mm	1000	1632140000
ZRH 1.5N/2	4.85 mm	1000	1632130000
BZT ZVL1.5	5 mm	100	1676610000
BZT ZVL1.5/0.ZA	5 mm	100	1676620000
SDIS SL 0.6X3.5X100		1	1274660000

DEK 5/5

Integrated cross-connectors.
Distribution strip for base element ZPV 1.5 Order no. 1676630000

Modular design

This mini-terminal family in tension clamp technology can be used to assemble individual blocks with 2- and 4-pole terminals.

An individual colour scheme for individual connection groups allows visual differentiation between different circuits.

With a structural width of only 5 mm (2 connections) or 10 mm (4 connections), the TOP connection system guarantees clearly organised wiring of circuits, even in terminal boxes with restricted space.

There are three different marking options for quick and clear identification of each terminal.

Made of Weidmüller's top quality WEMID insulation, all block terminals comply with requirements for a V0 flammability class to UL94.

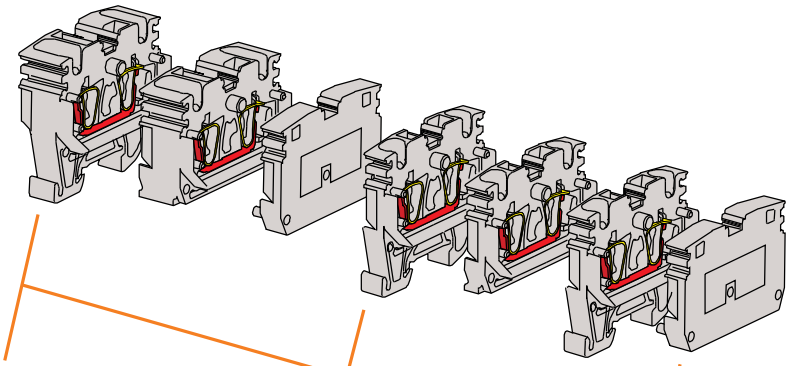

Middle terminal for mounting rail TS 15

End plate

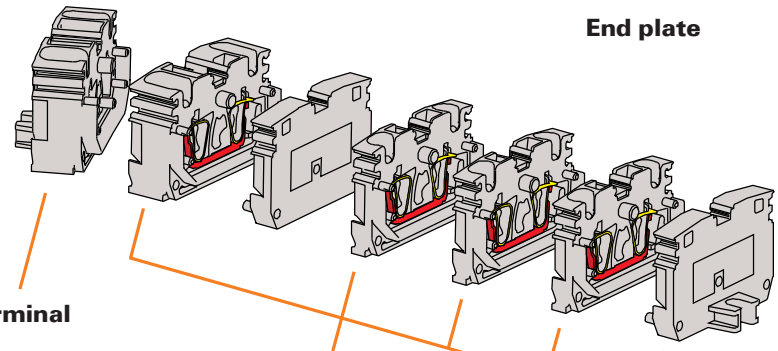

End terminal

Middle terminals for direct mounting

Mounting block

Individual blocks are put together from **middle terminals** and an end plate for the open side. Screw fastening involves the first middle terminal and the **end plate** being replaced by end terminals for fastening purposes. With the other fastening variations, **middle terminals with means of fastening** are integrated within the block or a **mounting foot (MOFU)** is used for fitting to the mounting rail.

... with 4 different means of fastening



ZDUB 2.5-2 DM

Direct mounting with screw fastening on mounting plate

The fastening terminals on the right and left of the terminal block are mounted using M3 screws. Central fastening is not possible in this case.





ZDUB 2.5-2 RC

Clip-on fastening on mounting plates

The terminals are simply clipped onto mounting plates 0.6 – 1.2 mm thick with the clips in the 3.5 mm holes. The open side of the terminal is closed by an end plate.



Drilling plan:
ZDUB/2.5-2/2AN

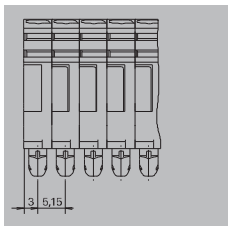

ZDUB 2.5-2/4AN

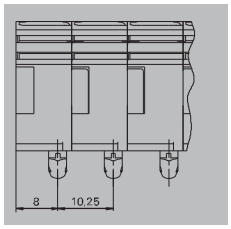



ZPEB 2.5-2 TS 15

Fitting on mounting rail TS 15

For clipping on mounting rail TS 15. The open side of the terminal is closed by an end plate.





MOFU TS 15/35

Mounting foot for mounting rail TS 15/35

The mounting foot can be used for clipping terminal blocks consisting only of middle terminals either to TS 15 or TS 35 mounting rails.

Terminal blocks for different fixing systems

In hazardous area applications, the installation instructions and the rated data specifications for accessories given in the technical appendix must be followed.

		ZDUB 2.5-2/2AN/RC	ZDUB 2.5-2/4AN/RC
		2.5 mm²	2.5 mm²
		Two connections	Four connections
Width/Length/Height of lowest version	mm	5.1 x 33.2 x 29	10.2 x 33.5 x 29
max. current / max. cond. cross-section	A/mm²	30 / 4	30 / 4
Max. clamping range	mm²	0.13...4	0.13...4



Technical data

Rated data		ZDUB 2.5-2/2AN/RC				ZDUB 2.5-2/4AN/RC			
		IEC 60947-7-1			Ex e II II 2 G D	IEC 60947-7-1			Ex e II II 2 G D
		IEC	UL	CSA	EN 60079-7	IEC	UL	CSA	EN 60079-7
Rated voltage	V	800	600 (C)	600 (C)	550	800	600 (C)	600 (C)	550
Rated current	A	24	20 (C)	25 (C)	21	24	20 (C)	25 (C)	21
Rated cross-section	mm²	2.5	AWG 26...12	AWG 26...12	2.5	2.5	AWG 26...12	AWG 26...12	2.5
Rated impulse withstand voltage / Pollution severity		8 kV / 3				8 kV / 3			
Gauge to IEC 60947-1 / Flammability class UL94		A2 / V-0				A2 / V-0			
Approvals		KEMA 97ATEX2755 U				KEMA 97ATEX2755 U			
Clamped conductors (H05V/H07V)		**Rated connection**				**Rated connection**			
Solid / stranded	mm²	0.5...4				0.5...4			
Flexible / Flexible with ferrule	mm²	0.5...2.5 / 0.5...1.5				0.5...2.5 / 0.5...1.5			
Stripping length / Blade size	mm/-	10 / 0.6 x 3.5 mm				10 / 0.6 x 3.5 mm			
Note		Snap-on clip				Snap-on clip			

Ordering data

Central terminals	ZDUB 2.5-2/2AN/RC			ZDUB 2.5-2/4AN/RC		
	Type	Qty.	Order No.	Type	Qty.	Order No.
Dark beige Wemid	ZDUB 2.5-2/2AN/RC	100	1712820000	ZDUB 2.5-2/4AN/RC	100	1712970000
Blue Wemid	ZDUB 2.5-2/2AN/RC BL	100	1712830000	ZDUB 2.5-2/4AN/RC BL	100	1712980000
Yellow Wemid	ZDUB 2.5-2/2AN/RC GE	100	1712850000	ZDUB 2.5-2/4AN/RC GE	100	1713000000
Orange Wemid	ZDUB 2.5-2/2AN/RC OR	100	1712840000			
Note	Diameter of the snap-on clip mounting holes is 3.5 mm when the thickness of the plate is 0.6-961.2 mm.			Diameter of the snap-on clip mounting holes is 3.5 mm when the thickness of the plate is 0.6-961.2 mm.		

Accessories

Pluggable cross-connection	ZDUB 2.5-2/2AN/RC				ZDUB 2.5-2/4AN/RC			
	Type	current	Qty.	Order No.	Type	current	Qty.	Order No.
2-pole	ZQB 2.5-2	24 A	50	1677120000	ZQB 2.5-2	24 A	50	1677120000
End plate / Partition plate		Width				Width		
Dark beige Wemid	ZAP ZDUB	5 mm	50	1704750000	ZAP ZDUB	5 mm	50	1704750000
Blue Wemid	ZAP ZDUB BL	5 mm	50	1704760000	ZAP ZDUB BL	5 mm	50	1704760000
Orange PA	ZAP ZDUB OR	5 mm	50	1704770000	ZAP ZDUB OR	5 mm	50	1704770000
Screwdriver								
Standard	SDIS SL 0.6X3.5X100		1	1274660000	SDIS SL 0.6X3.5X100		1	1274660000

Identification systems	(see assortment in catalogue 7)		
Marking tags		DEK 5/5 / WS 10/5	DEK 5/5 / WS 10/5
Note		The terminal blocks are cross-connected when using the ZQB 2.5 (1677120000).	The terminal blocks are cross-connected when using the ZQB 2.5 (1677120000).

Terminal blocks for different fixing systems

In hazardous area applications, the installation instructions and the rated data specifications for accessories given in the technical appendix must be followed.

ZDUB 2.5-2/2AN/DM — 2.5 mm²

Two connections

ZDUB 2.5-2/4AN/DM — 2.5 mm²

Four connections

		ZDUB 2.5-2/2AN/DM	ZDUB 2.5-2/4AN/DM
Width/Length/Height of lowest version	mm	5.1 x 33.5 x 24	10.2 x 33.5 x 24
max. current / max. cond. cross-section	A/mm²	**30 / 4**	**30 / 4**
Max. clamping range	mm²	**0.13...4**	**0.13...4**

Technical data

		ZDUB 2.5-2/2AN/DM	ZDUB 2.5-2/4AN/DM
Rated data			
		IEC 60947-7-1 — Ex e II — II 2 G D	IEC 60947-7-1 — Ex e II — II 2 G D
		IEC / UL / CSA / EN 60079-7	IEC / UL / CSA / EN 60079-7
Rated voltage	V	800 / 600 (C) / 600 (C) / 550	800 / 600 (C) / 600 (C) / 550
Rated current	A	24 / 20 (C) / 25 (C) / 21	24 / 20 (C) / 25 (C) / 21
Rated cross-section	mm²	2.5 / AWG 26...12 / AWG 26...12 / 2.5...	2.5 / AWG 26...12 / AWG 26...12 / 2.5...
Rated impulse withstand voltage / Pollution severity		8 kV / 3	8 kV / 3
Gauge to IEC 60947-1 / Flammability class UL94		A2 / V-0	A2 / V-0
Approvals		KEMA 97ATEX2755 U	KEMA 97ATEX2755 U
Clamped conductors (H05V/H07V)		**Rated connection**	**Rated connection**
Solid / stranded	mm²	0.5...4	0.5...4
Flexible / Flexible with ferrule	mm²	0.5...2.5 / 0.5...1.5	0.5...2.5 / 0.5...1.5
Stripping length / Blade size	mm/-	10 / 0.6 x 3.5 mm	10 / 0.6 x 3.5 mm
Note		Direct mounting	Direct mounting

Ordering data

		ZDUB 2.5-2/2AN/DM			ZDUB 2.5-2/4AN/DM		
End terminals		**Type**	**Qty.**	**Order No.**	**Type**	**Qty.**	**Order No.**
	Dark beige Wemid	ZDUB 2.5-2/2AN/DB	100	**1704500000**	ZDUB 2.5-2/4AN/DB	100	**1704690000**
	Blue Wemid	ZDUB 2.5-2/2AN/DB BL	100	**1704510000**	ZDUB 2.5-2/4AN/DB BL	100	**1704700000**
	Yellow Wemid	ZDUB 2.5-2/2AN/DB GE	100	**1704530000**	ZDUB 2.5-2/4AN/DB GE	100	**1704720000**
Central terminals							
	Dark beige Wemid	ZDUB 2.5-2/2AN/DM	100	**1704350000**	ZDUB 2.5-2/4AN/DM	100	**1704540000**
	Blue Wemid	ZDUB 2.5-2/2AN/DM BL	100	**1704360000**	ZDUB 2.5-2/4AN/DM BL	100	**1704550000**
	Yellow Wemid	ZDUB 2.5-2/2AN/DM GE	100	**1704380000**	ZDUB 2.5-2/4AN/DM GE	100	**1704570000**
	Orange Wemid	ZDUB 2.5-2/2AN/DM OR	100	**1704370000**	ZDUB 2.5-2/4AN/DM OR	100	**1704560000**
Note							

Accessories

		ZDUB 2.5-2/2AN/DM				ZDUB 2.5-2/4AN/DM			
Pluggable cross-connection		**Type**	**current**	**Qty.**	**Order No.**	**Type**	**current**	**Qty.**	**Order No.**
	2-pole	ZQB 2.5-2	24 A	50	**1677120000**	ZQB 2.5-2	24 A	50	**1677120000**
End plate / Partition plate			**Width**				**Width**		
	Dark beige Wemid	ZAP ZDUB	5 mm	50	**1704750000**	ZAP ZDUB	5 mm	50	**1704750000**
	Blue Wemid	ZAP ZDUB BL	5 mm	50	**1704760000**	ZAP ZDUB BL	5 mm	50	**1704760000**
	Orange PA	ZAP ZDUB OR	5 mm	50	**1704770000**	ZAP ZDUB OR	5 mm	50	**1704770000**
Mounting blocks									
	Dark beige Wemid	ZBB ZDUB	5.1 mm	50	**1704740000**	ZBB ZDUB	5.1 mm	50	**1704740000**
Screwdriver									
	Standard	SDIS SL 0.6X3.5X100		1	**1274660000**	SDIS SL 0.6X3.5X100		1	**1274660000**
Mounting foot for TS15 & TS35									
	Dark beige Wemid	MOFU 15/35 ZDUB	5 mm	50	**1723660000**	MOFU 15/35 ZDUB	5 mm	50	**1723660000**
Identification systems	(see assortment in catalogue 7)								
	Marking tags	DEK 5/5 / WS 10/5				DEK 5/5 / WS 10/5			
Note		The terminal blocks are cross-connected when using the ZQB 2.5 (1677120000).				The terminal blocks are cross-connected when using the ZQB 2.5 (1677120000).			

Terminal blocks for different fixing systems

In hazardous area applications, the installation instructions and the rated data specifications for accessories given in the technical appendix must be followed.

		ZDUB 2.5-2/2AN/TS15 — 2.5 mm²	ZDUB 2.5-2/4AN/TS15 — 2.5 mm²
		Two connections	Four connections
Width/Length/Height of lowest version	mm	5.1 x 33.5 x 32	10.2 x 33.5 x 32
max. current / max. cond. cross-section	A/mm²	**30 / 4**	**30 / 4**
Max. clamping range	mm²	**0.13...4**	**0.13...4**

Technical data

Rated data					
		IEC 60947-7-1		Ex e II II 2 G D	
Rated voltage	V	IEC: 800	UL: 600 (C)	CSA: 600 (C)	EN 60079-7: 550
Rated current	A	24	20 (C)	25 (C)	21
Rated cross-section	mm²	2.5	AWG 26...12	AWG 26...12	2.5
Rated impulse withstand voltage / Pollution severity		8 kV / 3			
Gauge to IEC 60947-1 / Flammability class UL94		A2 / V-0			
Approvals		KEMA 97ATEX2755 U			
Clamped conductors (H05V/H07V)		**Rated connection**			
Solid / stranded	mm²	0.5...4			
Flexible / Flexible with ferrule	mm²	0.5...2.5 / 0.5...1.5			
Stripping length / Blade size	mm/-	10 / 0.6 x 3.5 mm			
Note		TS 15 - block construction			

Rated data					
		IEC 60947-7-1		Ex e II II 2 G D	
Rated voltage	V	IEC: 800	UL: 600 (C)	CSA: 600 (C)	EN 60079-7: 550
Rated current	A	24	20 (C)	25 (C)	21
Rated cross-section	mm²	2.5	AWG 26...12	AWG 26...12	2.5
Rated impulse withstand voltage / Pollution severity		8 kV / 3			
Gauge to IEC 60947-1 / Flammability class UL94		A2 / V-0			
Approvals		KEMA 97ATEX2755 U			
Clamped conductors (H05V/H07V)		**Rated connection**			
Solid / stranded	mm²	0.5...4			
Flexible / Flexible with ferrule	mm²	0.5...2.5 / 0.5...1.5			
Stripping length / Blade size	mm/-	10 / 0.6 x 3.5 mm			
Note		TS 15 - block construction			

Ordering data

Central terminals	Type	Qty.	Order No.
Dark beige Wemid	ZDUB 2.5-2/2AN/15	100	**1712750000**
Blue Wemid	ZDUB 2.5-2/2AN/15 BL	100	**1712760000**
Green/Yellow Wemid			
Orange Wemid	ZDUB 2.5-2/2AN/15 OR	100	**1712770000**
Note			

Central terminals	Type	Qty.	Order No.
Dark beige Wemid	ZDUB 2.5-2/4AN/15	100	**1712780000**
Blue Wemid	ZDUB 2.5-2/4AN/15 BL	100	**1712790000**
Green/Yellow Wemid			
Orange Wemid	ZDUB 2.5-2/4AN/15 OR	100	**1712800000**
Note			

Accessories

Pluggable cross-connection	Type	current	Qty.	Order No.
2-pole	ZQB 2.5-2	24 A	50	**1677120000**
3-pole				
4-pole				
10-pole				
50-pole				
End plate / Partition plate		**Width**		
Dark beige Wemid	ZAP ZDUB	5 mm	50	**1704750000**
Blue Wemid	ZAP ZDUB BL	5 mm	50	**1704760000**
Orange PA	ZAP ZDUB OR	5 mm	50	**1704770000**
Screwdriver				
Standard	SDIS SL 0.6X3.5X100		1	**1274660000**
End bracket				
	ZEW 15	5 mm	20	**7920340000**

Pluggable cross-connection	Type	current	Qty.	Order No.
2-pole	ZQB 2.5-2	24 A	50	**1677120000**
3-pole				
4-pole				
10-pole				
50-pole				
End plate / Partition plate		**Width**		
Dark beige Wemid	ZAP ZDUB	5 mm	50	**1704750000**
Blue Wemid	ZAP ZDUB BL	5 mm	50	**1704760000**
Orange PA	ZAP ZDUB OR	5 mm	50	**1704770000**
Screwdriver				
Standard	SDIS SL 0.6X3.5X100		1	**1274660000**
End bracket				
	ZEW 15	5 mm	20	**7920340000**

Identification systems	(see assortment in catalogue 7)		
Marking tags	DEK 5/5 / WS 10/5	DEK 5/5 / WS 10/5	
Note	The terminal blocks are cross-connected when using the ZQB 2.5 (1677120000).	The terminal blocks are cross-connected when using the ZQB 2.5 (1677120000).	

ZPEB 2.5-2 — 2.5 mm²

Two connections

5.1 x 33.5 x 32
/ 4
0.13...4

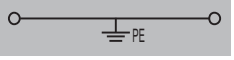

IEC 60947-7-2 — Ex e II — II 2 G D

IEC	UL	CSA	EN 60079-7
24			
2.5	AWG 26...12	AWG 26...12	2.5
8 kV / 3			
A2 / V-0			
KEMA 97ATEX2755 U			

Rated connection
0.5...4
0.5...2.5 / 0.5...1.5
10 / 0.6 x 3.5 mm

TS 15 - block construction

Type	Qty.	Order No.
ZPEB 2.5-2	100	1712810000

Type	current	Qty.	Order No.
	Width		
ZAP ZDUB	5 mm	50	1704750000
SDIS SL 0.6X3.5X100		1	1274660000
ZEW 15	5 mm	20	7920340000

DEK 5/5 / WS 10/5

ZDUA 2.5-2 — 2.5 mm²

Two connections

5.1 x 35 x 30.5
30 / 4
0.13...4

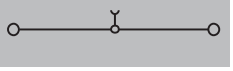

IEC 60947-7-1 — Ex e II — II 2 G D

IEC	UL	CSA	EN 60079-7
500	600 (C)	600 (B)	275
24	20 (C)	20 (B)	20
2.5	AWG 22...12	AWG 26...12	2.5
6 kV / 3			
A2 / V-0			
KEMA 97ATEX4678 U			

Rated connection
0.5...4
0.5...2.5 / 0.5...1.5
10 / 0.6 x 3.5 mm

TS 15 - sliced construction

Type	Qty.	Order No.
ZDUA 2.5-2	100	1720920000
ZDUA 2.5-2 BL	100	1720930000
ZDUA 2.5-2 OR	100	1720940000

Type	current	Qty.	Order No.
ZQV 2.5N/2 GE	24 A	60	1693800000
ZQV 2.5N/3 GE	24 A	60	1693810000
ZQV 2.5N/4 GE	24 A	60	1693820000
ZQV 2.5N/10 GE	24 A	20	1693880000
ZQV 2.5N/50 GE	24 A	5	1693890000
	Width		
ZAP/TW ZDUA	1.5 mm	50	1720960000
ZAP/TW ZDUA BL	1.5 mm	50	1720970000
ZAP/TW ZDUA OR	1.5 mm	50	1720980000
SDIS SL 0.6X3.5X100		1	1274660000
ZEW 15	5 mm	20	7920340000

DEK 5/5 / WS 10/5

ZPEA 2.5-2 — 2.5 mm²

Two connections

5.1 x 35 x 30.5
/ 4
0.13...4

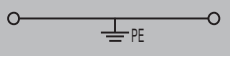

IEC 60947-7-2 — Ex e II — II 2 G D

IEC	UL	CSA	EN 60079-7
24			
2.5	AWG 26...12	AWG 26...12	2.5
6 kV / 3			
A2 / V-0			
KEMA 97ATEX4678 U			

Rated connection
0.5...4
0.5...2.5 / 0.5...1.5
10 / 0.6 x 3.5 mm

TS 15 - sliced construction

Type	Qty.	Order No.
ZPEA 2.5-2	100	1720950000

Type	current	Qty.	Order No.
	Width		
ZAP/TW ZDUA	1.5 mm	50	1720960000
SDIS SL 0.6X3.5X100		1	1274660000
ZEW 15	5 mm	20	7920340000

DEK 5/5 / WS 10/5

Terminal blocks for different fixing systems

In hazardous area applications, the installation instructions and the rated data specifications for accessories given in the technical appendix must be followed.

		ZDUA 2.5-2N	ZPEA 2.5-2N
		2.5 mm²	2.5 mm²
		Two connections	Two connections
			
Width/Length/Height of lowest version	mm	5.1 x 42.5 x 35.5	5.1 x 42.5 x 35.5
max. current / max. cond. cross-section	A/mm²	30 / 4	/ 4
Max. clamping range	mm²	0.13...4	0.13...4

Technical data

Rated data		ZDUA 2.5-2N	ZPEA 2.5-2N
		IEC 60947-7-1	IEC 60947-7-2
Rated voltage	V	IEC: 800; UL: 600 (C); CSA: 600 (C)	IEC: 24; UL: ; CSA:
Rated current	A	IEC: 24; UL: 20 (C); CSA: 20 (C)	IEC: 2.5; UL: AWG 26...12; CSA: AWG 26...12
Rated cross-section	mm²	IEC: 2.5; UL: AWG 26...12; CSA: AWG 26...12	IEC: ; UL: ; CSA:
Rated impulse withstand voltage / Pollution severity		8 kV / 3	8 kV / 3
Gauge to IEC 60947-1 / Flammability class UL94		A2 / V-0	A2 / V-0
Approvals			
Clamped conductors (H05V/H07V)		**Rated connection**	**Rated connection**
Solid / stranded	mm²	0.5...4	0.5...4
Flexible / Flexible with ferrule	mm²	0.5...2.5 / 0.5...1.5	0.5...2.5 / 0.5...1.5
Stripping length / Blade size	mm/-	10 / 0.6 x 3.5 mm	10 / 0.6 x 3.5 mm
Note		TS 15 - sliced construction	TS 15 - sliced construction

Ordering data

Central terminals		Type	Qty.	Order No.	Type	Qty.	Order No.
	Dark beige Wemid	ZDUA 2.5-2N	100	1808200000			
	Blue Wemid	ZDUA 2.5-2N BL	100	1808180000			
	Green/Yellow Wemid				ZPEA 2.5-2N	100	1808210000
	Orange Wemid						
Note							

Accessories

Pluggable cross-connection		Type	current	Qty.	Order No.	Type	current	Qty.	Order No.
	2-pole	ZQV 2.5N/2 GE	24 A	60	1693800000				
	3-pole	ZQV 2.5N/3 GE	24 A	60	1693810000				
	4-pole	ZQV 2.5N/4 GE	24 A	60	1693820000				
	10-pole	ZQV 2.5N/10 GE	24 A	20	1693880000				
	50-pole	ZQV 2.5N/50 GE	24 A	5	1693890000				
End plate / Partition plate			**Width**				**Width**		
	Dark beige Wemid	ZAP/TW ZDUA2.5-2N	2.5 mm	50	1808170000	ZAP/TW ZDUA2.5-2N	2.5 mm	50	1808170000
	Blue Wemid								
	Orange PA								
Screwdriver									
	Standard	SDIS SL 0.6X3.5X100		1	1274660000	SDIS SL 0.6X3.5X100		1	1274660000
End bracket									
		ZEW 15	5 mm	20	7920340000	ZEW 15	5 mm	20	7920340000

Identification systems	(see assortment in catalogue 7)		
	Marking tags	DEK 5/5 / WS 10/5	DEK 5/5 / WS 10/5
Note			

Z-series standard ranges provide solutions for conductor cross-sections from 0.05 to 35 mm².

In hazardous area applications, the installation instructions and the rated data specifications for accessories given in the technical appendix must be followed.

		ZDU 2.5/2x2AN/LD+ 2.5 mm²	ZDU 2.5/2x2AN/LD- 2.5 mm²
		LED indicator	LED indicator
			
Width/Length/Height of lowest version	mm	5.1 x 79.5 x 39.5	5.1 x 79.5 x 39.5
max. current / max. cond. cross-section	A/mm²	/ 4	/ 4 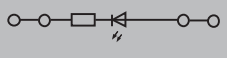
Max. clamping range	mm²	0.05...4	0.05...4

Technical data

Rated data		IEC 60947-7-1			IEC 60947-7-1		
		IEC	UL	CSA	IEC	UL	CSA
Rated voltage	V	24			24		
Rated current	A	0.05			0.05		
Rated cross-section	mm²	2.5			2.5		
Rated impulse withstand voltage / Pollution severity			6 kV / 3			6 kV / 3	
Gauge to IEC 60947-1 / Flammability class UL94			A3 / V-0			A3 / V-0	
Approvals							
Electronic fixtures							
Component voltage / Component current	V/A						
Operating voltage for display, max. / Current	V/A	24 / 0.05			24 / 0.05		
Clamped conductors (H05V/H07V)		**Rated connection**			**Rated connection**		
Solid / stranded	mm²	0.5...4			0.5...4		
Flexible / Flexible with ferrule	mm²	0.5...4 / 0.5...2.5			0.5...4 / 0.5...2.5		
Stripping length / Blade size	mm/-	10 / 0.6 x 3.5 mm			10 / 0.6 x 3.5 mm		
Note							

Ordering data

Version	Type	Qty.	Order No.	Type	Qty.	Order No.
Dark beige Wemid						
Dark beige Wemid (red LED)	ZDU 2.5/2X2AN/LD+	20	1692590000	ZDU 2.5/2X2AN/LD-	20	1692600000
Orange						
Note						

Accessories

Pluggable cross-connection	Type	current	Qty.	Order No.	Type	current	Qty.	Order No.
2-pole								
3-pole								
4-pole								
10-pole								
20-/24-pole								
End plate / Partition plate		Width				Width		
Blue Wemid								
Dark beige Wemid	ZAP/TW 3	2 mm	50	1608800000	ZAP/TW 3	2 mm	50	1608800000
End bracket								
Dark beige Wemid	ZEW 35	6 mm	20	9540000000	ZEW 35	6 mm	20	9540000000
Test adapter								
With assembly peg								
Screwdriver								
Standard	SDIS SL 0.6X3.5X100		1	1274660000	SDIS SL 0.6X3.5X100		1	1274660000
Reducing sleeves								
For conductors < 0.5 mm² / AWG 20	ZRH 2.5/1 WS	5.55 mm	1000	1614300000	ZRH 2.5/1 WS	5.55 mm	1000	1614300000
For conductors < 1.0 mm² / AWG 18	ZRH 2.5/2 GR/V0	5.55 mm	1000	1614290000	ZRH 2.5/2 GR/V0	5.55 mm	1000	1614290000

Identification systems	(see assortment in catalogue 7)		
Marking tags		DEK 5/5 / WS 10/5	DEK 5/5 / WS 10/5
Note			

ZDU 2.5/2x2AN/D+ — 2.5 mm²

Diode circuit



5.1 x 79.5 x 39.5
/ 4
0.5...4

IEC 60947-7-1

IEC	UL	CSA
400		
1		
2.5		
	6 kV / 3	
	A3 / V-0	
1000 / 1		

Rated connection
0.5...4
0.5...4 / 0.5...2.5
10 / 0.6 x 3.5 mm

Type	Qty.	Order No.
ZDU 2.5/2X2AN/D+	20	**1650340000**

Soldered in diode: type 1N 4007, cut-off voltage 1000 V, current 1 A.

Type	current	Qty.	Order No.
	Width		
ZAP/TW 3	2 mm	50	**1608800000**
ZEW 35	6 mm	20	**9540000000**
SDIS SL 0.6X3.5X100		1	**1274660000**
ZRH 2.5/1 WS	5.55 mm	1000	**1614300000**
ZRH 2.5/2 GR/V0	5.55 mm	1000	**1614290000**

DEK 5/5 / WS 10/5

ZDU 2.5/2x2AN/D- — 2.5 mm²

Diode circuit



5.1 x 79.5 x 39.5
/ 4
0.5...4

IEC 60947-7-1

IEC	UL	CSA
400		
1		
2.5		
	6 kV / 3	
	A3 / V-0	
1000 / 1		

Rated connection
0.5...4
0.5...4 / 0.5...2.5
10 / 0.6 x 3.5 mm

Type	Qty.	Order No.
ZDU 2.5/2X2AN/D-	20	**1650350000**

Soldered in diode: type 1N 4007, cut-off voltage 1000 V, current 1 A.

Type	current	Qty.	Order No.
	Width		
ZAP/TW 3	2 mm	50	**1608800000**
ZEW 35	6 mm	20	**9540000000**
SDIS SL 0.6X3.5X100		1	**1274660000**
ZRH 2.5/1 WS	5.55 mm	1000	**1614300000**
ZRH 2.5/2 GR/V0	5.55 mm	1000	**1614290000**

DEK 5/5 / WS 10/5

Z-series standard ranges provide solutions for conductor cross-sections from 0.05 to 35 mm².

In hazardous area applications, the installation instructions and the rated data specifications for accessories given in the technical appendix must be followed.

ZDU 2.5-2/D+ — 2.5 mm²

Diode circuit



ZDU 2.5-2/D- — 2.5 mm²

Diode circuit



		ZDU 2.5-2/D+	ZDU 2.5-2/D-
Width/Length/Height of lowest version	mm	5.1 x 50.5 x 44	5.1 x 50.5 x 44
max. current / max. cond. cross-section	A/mm²	/ 2.5	/ 2.5
Max. clamping range	mm²	0.05...2.5	0.05...2.5





Technical data

		ZDU 2.5-2/D+	ZDU 2.5-2/D-
Rated data		IEC 60947-7-1	IEC 60947-7-1
		IEC / UL / CSA	IEC / UL / CSA
Rated voltage	V	400 / 600 (C) / 600 (C)	400 / 600 (C) / 600 (C)
Rated current	A	1 / 1 (C) / 1 (C)	1 / 1 (C) / 1 (C)
Rated cross-section	mm²	2.5 / AWG 26...12 / AWG 26...12	2.5 / AWG 26...12 / AWG 26...12
Rated impulse withstand voltage / Pollution severity		6 kV / 3	6 kV / 3
Gauge to IEC 60947-1 / Flammability class UL94		A2 / V-0	A2 / V-0
Approvals			
Electronic fixtures			
Component voltage / Component current	V/A	1000 / 1	1000 / 1
Operating voltage for display, max. / Current	V/A		
Clamped conductors (H05V/H07V)		**Rated connection**	**Rated connection**
Solid / stranded	mm²	0.5...2.5	0.5...2.5
Flexible / Flexible with ferrule	mm²	0.5...2.5 / 0.5...1.5	0.5...2.5 / 0.5...1.5
Stripping length / Blade size	mm/-	10 / 0.6 x 3.5 mm	10 / 0.6 x 3.5 mm
Note		2.5 mm² flexible wires with wire-end ferrules are crimped with the Weidmüller PZ 6/5 crimping tool.	2.5 mm² flexible wires with wire-end ferrules are crimped with the Weidmüller PZ 6/5 crimping tool.

Ordering data

Version	Type	Qty.	Order No.	Type	Qty.	Order No.
Dark beige Wemid	ZDU 2.5-2/D+	20	1779110000	ZDU 2.5-2/D-	20	1779000000
Dark beige Wemid (red LED)						
Orange						
Note	Soldered in diode: type 1N 4007, cut-off voltage 1000 V, current 1 A.			Soldered in diode: type 1N 4007, cut-off voltage 1000 V, current 1 A.		

Accessories

Pluggable cross-connection	Type	current	Qty.	Order No.	Type	current	Qty.	Order No.
2-pole	ZQV 2.5/2	24 A	60	1608860000	ZQV 2.5/2	24 A	60	1608860000
3-pole	ZQV 2.5/3	24 A	60	1608870000	ZQV 2.5/3	24 A	60	1608870000
4-pole	ZQV 2.5/4	24 A	60	1608880000	ZQV 2.5/4	24 A	60	1608880000
10-pole	ZQV 2.5/10	24 A	20	1608940000	ZQV 2.5/10	24 A	20	1608940000
20-/24-pole	ZQV 2.5/20	24 A	20	1908960000	ZQV 2.5/20	24 A	20	1908960000
End plate / Partition plate		**Width**				**Width**		
Blue Wemid								
Dark beige Wemid	ZAP/TW7	2.5 mm	50	1706110000	ZAP/TW7	2.5 mm	50	1706110000
End bracket								
Dark beige Wemid	ZEW 35	6 mm	20	9540000000	ZEW 35	6 mm	20	9540000000
Test adapter								
With assembly peg								
Screwdriver								
Standard	SDIS SL 0.6X3.5X100		1	1274660000	SDIS SL 0.6X3.5X100		1	1274660000
Reducing sleeves								
For conductors < 0.5 mm² / AWG 20	ZRH 1.5H/1	4.85 mm	1000	1678810000	ZRH 1.5H/1	4.85 mm	1000	1678810000
For conductors < 1.0 mm² / AWG 18	ZRH 1.5H/2	4.85 mm	1000	1678800000	ZRH 1.5H/2	4.85 mm	1000	1678800000

Identification systems (see assortment in catalogue 7)		
Marking tags	DEK 5/5 / WS 14/5	DEK 5/5 / WS 14/5
Note		

ZDK 2.5 EM — 2.5 mm²

Double-level terminal



5.1 x 79.5 x 54
20 / 2.5
0.05...2.5

IEC 60947-7-1 — Ex e II — II 2 G D

IEC	UL	CSA	EN 60079-7
500	300 (C)	300 (C)	275
20	15 (C)	25 (C)	18
2.5	AWG 26...14	AWG 26...12	2.5
6 kV / 3			
A2 / V-0			
			KEMA 97ATEX4677 U

Rated connection
0.5...2.5
0.5...2.5 / 0.5...2.5
10 / 0.6 x 3.5 mm

2.5 mm² flexible wires with wire-end ferrules are crimped with the Weidmüller PZ 6/5 crimping tool.

Type	Qty.	Order No.
ZDK 2.5 EM	50	1768800000
ZDK 2.5 OR	50	1694140000

Empty electronics enclosure for do-it-yourself soldering of components.

Type	current	Qty.	Order No.
ZQV 2.5/2	24 A	60	1608860000
ZQV 2.5/3	24 A	60	1608870000
ZQV 2.5/4	24 A	60	1608880000
ZQV 2.5/10	24 A	20	1608940000
ZQV 2.5/20	24 A	20	1908960000
	Width		
ZAP/TW ZDK2.5 BL	1.5 mm	20	1748800000
ZAP/TW ZDK2.5	1.5 mm	20	1674730000
ZEW 35	6 mm	20	9540000000
ZTA 4	5.1 mm	25	1688110000
SDIS SL 0.6X3.5X100		1	1274660000
ZRH 1.5H/1	4.85 mm	1000	1678810000
ZRH 1.5H/2	4.85 mm	1000	1678800000

DEK 5/5 / WS 12/5

ZVQ 2.5/15 (1720700000) connects two busbars, one above the other.

ZDK 2.5/LD RT/1 — 2.5 mm²

LED circuit



5.1 x 79.1 x 54
/ 2.5
0.05...2.5

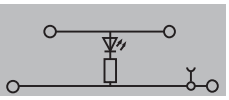

IEC 60947-7-1

IEC	UL	CSA
24		
10		
2.5	AWG 26...14	AWG 26...12
/ 3		
A2 / V-0		

24 / 0.05

Rated connection
0.5...2.5
0.5...2.5 / 0.5...1.5
10 / 0.6 x 3.5 mm

2.5 mm² flexible conductors with wire-end ferrules are crimped with the Weidmüller PZ 6/5 crimping tool.

Type	Qty.	Order No.
ZDK 2.5/LD RT/1	50	1690010000

Voltage on the continuous busbar = 10 A.

Type	current	Qty.	Order No.
ZQV 2.5/2	24 A	60	1608860000
ZQV 2.5/3	24 A	60	1608870000
ZQV 2.5/4	24 A	60	1608880000
ZQV 2.5/10	24 A	20	1608940000
ZQV 2.5/20	24 A	20	1908960000
	Width		
ZAP/TW ZDK2.5	1.5 mm	20	1674730000
ZEW 35	6 mm	20	9540000000
SDIS SL 0.6X3.5X100		1	1274660000
ZRH 1.5H/1	4.85 mm	1000	1678810000
ZRH 1.5H/2	4.85 mm	1000	1678800000

DEK 5/5 / WS 10/5

ZDK 2.5/LD RT/2 — 2.5 mm²

LED circuit



5.1 x 79.1 x 54
/ 2.5
0.05...2.5

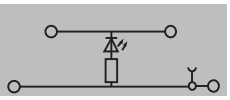

IEC 60947-7-1

IEC	UL	CSA
24		
10		
2.5	AWG 26...14	AWG 26...12
/ 3		
A2 / V-0		

24 / 0.05

Rated connection
0.5...2.5
0.5...2.5 / 0.5...1.5
10 / 0.6 x 3.5 mm

2.5 mm² flexible conductors with wire-end ferrules are crimped with the Weidmüller PZ 6/5 crimping tool.

Type	Qty.	Order No.
ZDK 2.5/LD RT/2	50	1693940000

Voltage on the continuous busbar = 10 A.

Type	current	Qty.	Order No.
ZQV 2.5/2	24 A	60	1608860000
ZQV 2.5/3	24 A	60	1608870000
ZQV 2.5/4	24 A	60	1608880000
ZQV 2.5/10	24 A	20	1608940000
ZQV 2.5/20	24 A	20	1908960000
	Width		
ZAP/TW ZDK2.5	1.5 mm	20	1674730000
ZEW 35	6 mm	20	9540000000
SDIS SL 0.6X3.5X100		1	1274660000
ZRH 1.5H/1	4.85 mm	1000	1678810000
ZRH 1.5H/2	4.85 mm	1000	1678800000

DEK 5/5 / WS 10/5

Z-series standard ranges provide solutions for conductor cross-sections from 0.05 to 35 mm².

In hazardous area applications, the installation instructions and the rated data specifications for accessories given in the technical appendix must be followed.

ZDK 2.5/D/1 — 2.5 mm²

Diode circuit



ZDK 2.5/D/2 — 2.5 mm²

Diode circuit



		ZDK 2.5/D/1	ZDK 2.5/D/2
Width/Length/Height of lowest version	mm	5.1 x 79.1 x 54	5.1 x 79.1 x 54
max. current / max. cond. cross-section	A/mm²	/ 2.5	/ 2.5
Max. clamping range	mm²	0.05...2.5	0.05...2.5

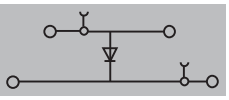

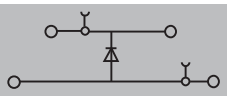

Technical data

		ZDK 2.5/D/1	ZDK 2.5/D/2
Rated data			
Rated voltage	V	IEC 60947-7-1	IEC 60947-7-1
Rated current	A		
Rated cross-section	mm²		
Rated impulse withstand voltage / Pollution severity		6 kV / 3	6 kV / 3
Gauge to IEC 60947-1 / Flammability class UL94		A2 / V-0	A2 / V-0
Approvals			
Electronic fixtures			
Component voltage / Component current	V/A	1000 / 1	1000 / 1
Operating voltage for display, max. / Current	V/A		
Clamped conductors (H05V/H07V)			
Solid / stranded	mm²	0.5...2.5	0.5...2.5
Flexible / Flexible with ferrule	mm²	0.5...2.5 / 0.5...1.5	0.5...2.5 / 0.5...1.5
Stripping length / Blade size	mm/-	4 / 0.6 x 3.5 mm	10 / 0.6 x 3.5 mm
Note		2.5 mm² flexible wires with wire-end ferrules are crimped with the Weidmüller PZ 6/5 crimping tool.	2.5 mm² flexible wires with wire-end ferrules are crimped with the Weidmüller PZ 6/5 crimping tool.

IEC	UL	CSA
500	300 (C)	300 (D)
10	15 (C)	10 (D)
2.5	AWG 26...14	AWG 26...12

Ordering data

Version	ZDK 2.5/D/1 Type	Qty.	Order No.	ZDK 2.5/D/2 Type	Qty.	Order No.
Dark beige Wemid	ZDK 2.5/D/1	50	1690020000	ZDK 2.5/D/2	50	1690030000
Dark beige Wemid (red LED)						
Orange						
Note	Soldered diode: Type 1N 4007, reverse voltage 1000 V, current 1 A; current of continuous current bar = 10 A.			Soldered diode: Type 1N 4007, reverse voltage 1000 V, current 1 A; current of continuous current bar = 10 A.		

Accessories

	ZDK 2.5/D/1 Type	current	Qty.	Order No.	ZDK 2.5/D/2 Type	current	Qty.	Order No.
Pluggable cross-connection								
2-pole	ZQV 2.5/2	24 A	60	1608860000	ZQV 2.5/2	24 A	60	1608860000
3-pole	ZQV 2.5/3	24 A	60	1608870000	ZQV 2.5/3	24 A	60	1608870000
4-pole	ZQV 2.5/4	24 A	60	1608880000	ZQV 2.5/4	24 A	60	1608880000
10-pole	ZQV 2.5/10	24 A	20	1608940000	ZQV 2.5/10	24 A	20	1608940000
20-/24-pole	ZQV 2.5/20	24 A	20	1908960000	ZQV 2.5/20	24 A	20	1908960000
End plate / Partition plate		Width				Width		
Blue Wemid								
Dark beige Wemid	ZAP/TW ZDK2.5	1.5 mm	20	1674730000	ZAP/TW ZDK2.5	1.5 mm	20	1674730000
End bracket								
Dark beige Wemid	ZEW 35	6 mm	20	9540000000	ZEW 35	6 mm	20	9540000000
Test adapter								
With assembly peg								
Screwdriver								
Standard	SDIS SL 0.6X3.5X100		1	1274660000	SDIS SL 0.6X3.5X100		1	1274660000
Reducing sleeves								
For conductors < 0.5 mm² / AWG 20	ZRH 1.5H/1	4.85 mm	1000	1678810000	ZRH 1.5H/1	4.85 mm	1000	1678810000
For conductors < 1.0 mm² / AWG 18	ZRH 1.5H/2	4.85 mm	1000	1678800000	ZRH 1.5H/2	4.85 mm	1000	1678800000

		ZDK 2.5/D/1	ZDK 2.5/D/2
Identification systems	(see assortment in catalogue 7)		
Marking tags		DEK 5/5 / WS 10/5	DEK 5/5 / WS 10/5
Note			

ZDK 2.5/D/4 — 2.5 mm²

Diode circuit



5.1 x 79.1 x 54
/ 2.5
0.05...2.5

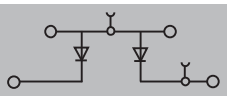

IEC 60947-7-1

IEC	UL	CSA
500	300 (C)	300 (D)
10	15 (C)	10 (D)
2.5	AWG 26...14	AWG 26...12
6 kV / 3		
A2 / V-0		
1000 / 1		

Rated connection
0.5...2.5
0.5...2.5 / 0.5...1.5
10 / 0.6 x 3.5 mm

2.5 mm² flexible wires with wire-end ferrules are crimped with the Weidmüller PZ 6/5 crimping tool.

Type	Qty.	Order No.
ZDK 2.5/D/4	50	**1690040000**

Soldered diode: Type 1N 4007, reverse voltage 1000 V, current 1 A; current of continuous current bar = 10 A.

Type	current	Qty.	Order No.
ZQV 2.5/2	24 A	60	**1608860000**
ZQV 2.5/3	24 A	60	**1608870000**
ZQV 2.5/4	24 A	60	**1608880000**
ZQV 2.5/10	24 A	20	**1608940000**
ZQV 2.5/20	24 A	20	**1908960000**
	Width		
ZAP/TW ZDK2.5	1.5 mm	20	**1674730000**
ZEW 35	6 mm	20	**9540000000**
SDIS SL 0.6X3.5X100		1	**1274660000**
ZRH 1.5H/1	4.85 mm	1000	**1678810000**
ZRH 1.5H/2	4.85 mm	1000	**1678800000**

DEK 5/5 / WS 10/5

ZDK 2.5/D/5 — 2.5 mm²

Diode circuit



5.1 x 79.1 x 54
/ 2.5
0.05...2.5

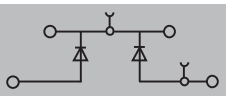

IEC 60947-7-1

IEC	UL	CSA
500	300 (C)	300 (D)
10	15 (C)	10 (D)
2.5	AWG 26...14	AWG 26...12
6 kV / 3		
A2 / V-0		
1000 / 1		

Rated connection
0.5...2.5
0.5...2.5 / 0.5...1.5
10 / 0.6 x 3.5 mm

2.5 mm² flexible wires with wire-end ferrules are crimped with the Weidmüller PZ 6/5 crimping tool.

Type	Qty.	Order No.
ZDK 2.5/D/5	50	**1690050000**

Soldered diode: Type 1N 4007, reverse voltage 1000 V, current 1 A; current of continuous current bar = 10 A.

Type	current	Qty.	Order No.
ZQV 2.5/2	24 A	60	**1608860000**
ZQV 2.5/3	24 A	60	**1608870000**
ZQV 2.5/4	24 A	60	**1608880000**
ZQV 2.5/10	24 A	20	**1608940000**
ZQV 2.5/20	24 A	20	**1908960000**
	Width		
ZAP/TW ZDK2.5	1.5 mm	20	**1674730000**
ZEW 35	6 mm	20	**9540000000**
SDIS SL 0.6X3.5X100		1	**1274660000**
ZRH 1.5H/1	4.85 mm	1000	**1678810000**
ZRH 1.5H/2	4.85 mm	1000	**1678800000**

DEK 5/5 / WS 10/5

ZDK 2.5/D/6 — 2.5 mm²

Diode circuit



5.1 x 79.1 x 54
/ 2.5
0.05...2.5

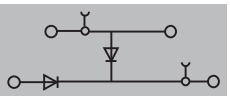

IEC 60947-7-1

IEC	UL	CSA
500	300 (C)	300 (D)
10	15 (C)	10 (D)
2.5	AWG 26...14	AWG 26...12
6 kV / 3		
A2 / V-0		
1000 / 1		

Rated connection
0.5...2.5
0.5...2.5 / 0.5...1.5
10 / 0.6 x 3.5 mm

2.5 mm² flexible wires with wire-end ferrules are crimped with the Weidmüller PZ 6/5 crimping tool.

Type	Qty.	Order No.
ZDK 2.5/D/6	50	**1690060000**

Soldered diode: Type 1N 4007, reverse voltage 1000 V, current 1 A; current of continuous current bar = 10 A.

Type	current	Qty.	Order No.
ZQV 2.5/2	24 A	60	**1608860000**
ZQV 2.5/3	24 A	60	**1608870000**
ZQV 2.5/4	24 A	60	**1608880000**
ZQV 2.5/10	24 A	20	**1608940000**
ZQV 2.5/20	24 A	20	**1908960000**
	Width		
ZAP/TW ZDK2.5	1.5 mm	20	**1674730000**
ZEW 35	6 mm	20	**9540000000**
SDIS SL 0.6X3.5X100		1	**1274660000**
ZRH 1.5H/1	4.85 mm	1000	**1678810000**
ZRH 1.5H/2	4.85 mm	1000	**1678800000**

DEK 5/5 / WS 10/5

In hazardous area applications, the installation instructions and the rated data specifications for accessories given in the technical appendix must be followed.

ZDK 4-2 EL — 4 mm²

Double-level terminal



ZDK 4-2/D forward — 4 mm²

Diode circuit



		ZDK 4-2 EL	ZDK 4-2/D forward
Width/Length/Height of lowest version	mm	6.1 x 77.6 x 61	6.1 x 77.6 x 60.5
max. current / max. cond. cross-section	A/mm²	**32 / 6**	**/ 6**
Max. clamping range	mm²	**0.13...6**	**0.13...6**

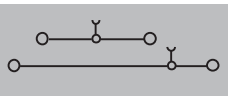

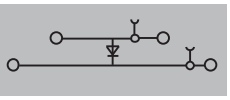

Technical data

		ZDK 4-2 EL	ZDK 4-2/D forward
Rated data		IEC 60947-7-1	IEC 60947-7-1
		IEC / UL / CSA	IEC / UL / CSA
Rated voltage	V	800 / 600 (C) /	800 / 600 (C) / 600 (C)
Rated current	A	32 / 25 (C) /	1 / 1 (C) / 1 (C)
Rated cross-section	mm²	4 / AWG 26...10 /	4 / AWG 26...10 / AWG 26...10
Rated impulse withstand voltage / Pollution severity		8 kV / 3	8 kV / 3
Gauge to IEC 60947-1 / Flammability class UL94		A3 / V-0	A3 / V-0
Approvals			
Electronic fixtures			
Component voltage / Component current	V/A		1000 / 1
Operating voltage for display, max. / Current	V/A		
Clamped conductors (H05V/H07V)		**Rated connection**	**Rated connection**
Solid / stranded	mm²	0.5...6	0.5...6 / 1.5...4
Flexible / Flexible with ferrule	mm²	0.5...4 / 0.5...4	0.5...4 / 0.5...4
Stripping length / Blade size	mm/-	10 / 0.6 x 3.5 mm	10 / 0.6 x 3.5 mm
Note			

Ordering data

Version	ZDK 4-2 EL Type	Qty.	Order No.	ZDK 4-2/D forward Type	Qty.	Order No.
Dark beige Wemid	ZDK 4-2 EL	50	**8709760000**	ZDK 4-2/D forward	50	**8670520000**
Dark beige Wemid (red LED)						
Orange						
Note				Soldered diode: Type 1 N 4007, reverse voltage 1000 V, current 1 A; current of continuous current bar = 10 A.		

Accessories

	ZDK 4-2 EL Type	current	Qty.	Order No.	ZDK 4-2/D forward Type	current	Qty.	Order No.
Pluggable cross-connection								
2-pole	ZQV 4/2 GE	32 A	60	**1608950000**	ZQV 4/2 GE	32 A	60	**1608950000**
3-pole	ZQV 4/3 GE	32 A	60	**1608960000**	ZQV 4/3 GE	32 A	60	**1608960000**
4-pole	ZQV 4/4 GE	32 A	60	**1608970000**	ZQV 4/4 GE	32 A	60	**1608970000**
10-pole	ZQV 4/10 GE	32 A	20	**1609030000**	ZQV 4/10 GE	32 A	20	**1609030000**
20-/24-pole					ZQV 4/20 GE	32 A	20	**1909010000**
End plate / Partition plate		**Width**				**Width**		
Blue Wemid	ZAP/TW ZDK4-2 BL	2 mm	50	**8670620000**				
Dark beige Wemid	ZAP/TW ZDK4-2	2 mm	50	**8670760000**	ZAP/TW ZDK4-2	2 mm	50	**8670760000**
End bracket								
Dark beige Wemid	ZEW 35	6 mm	20	**9540000000**	ZEW 35	6 mm	20	**9540000000**
Test adapter								
With assembly peg	ZTA 6/ZA	6.1 mm	25	**1780660000**				
Screwdriver								
Standard	SDIS SL 0.6X3.5X100		1	**1274660000**	SDIS SL 0.6X3.5X100		1	**1274660000**
Reducing sleeves								
For conductors < 0.5 mm² / AWG 20								
For conductors < 1.0 mm² / AWG 18								

Identification systems	(see assortment in catalogue 7)		
Marking tags			DEK 5/6
Note			

ZDK 2.5/3AN D2 — 4 mm²

Diode circuit



5.1 x 93 x 51.5
/ 4
0.05...4

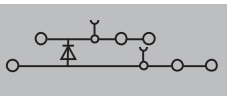

IEC 60947-7-1

IEC	UL	CSA
500	300 (C)	300 (C)
1	20 (C)	24 (C)
4	AWG 30...12	AWG 30...12
	6 kV / 3	
	A2 / V-0	

1000 / 1

Rated connection
0.5...4 / 1.5...2.5
0.5...2.5 / 0.21...2.5
10 / 0.6 x 3.5 mm

2.5 mm² flexible wires with wire-end ferrules are crimped with the Weidmüller PZ 6/5 crimping tool.

Type	Qty.	Order No.
ZDK 2.5/3AN D2	50	**1924450000**

Soldered diode: Type 1N 4007, reverse voltage 1000 V, current 1 A; current of continuous current bar = 10 A.

Type	current	Qty.	Order No.
ZQV 2.5/2	24 A	60	**1608860000**
ZQV 2.5/3	24 A	60	**1608870000**
ZQV 2.5/4	24 A	60	**1608880000**
ZQV 2.5/10	24 A	20	**1608940000**
ZQV 2.5/20	24 A	20	**1908960000**
	Width		
ZAP/TW ZDK 2.5/3AN	1.5 mm	20	**1924910000**
ZEW 35/2	8 mm	20	**8630740000**
SDIS SL 0.6X3.5X100		1	**1274660000**
ZRH 1.5H/1	4.85 mm	1000	**1678810000**
ZRH 1.5H/2	4.85 mm	1000	**1678800000**

DEK 5/5 / WS 10/5

2.5 mm² wires with wire ferrules including the plastic collar only clampable with diameter-optimised collar (Order no. 1333100000, pack of 500).

Extra functions

Extra functions

Weidmüller offers the user of Z-Series terminals a comprehensive range of accessories, providing optimum solutions to every conceivable task – even outside the range of standard uses. All Weidmüller accessories are built to the same high standards as the terminals themselves.



Visual separation

Page C.130

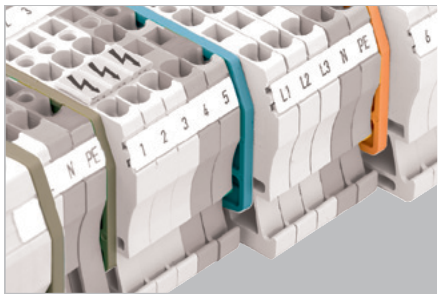

To guarantee "finger-safe" use of terminals, the open sides are covered with end cover plates and partition plates to prevent any contact with conducting parts.
End cover plates and partition plates also come in different colours so that they can be used for visual separation of different circuits.

Pluggable terminals

Page C.100



WeiCoS
Weidmüller **Co**nnection **S**ystem
This new generation of pluggable terminals is structured on the modular principle. The basic elements of the WeiCoS system are one terminal for the functional unit on the mounting rail and a plug-in connector for elements to be connected (cable harness production).

Fastening

Chapter F



An end bracket is fitted on the mounting rail to the right and left of the terminals to ensure that they sit firmly in position.
The marking surface of the end bracket can also be used for group marking.
Details of the wide range of Weidmüller end brackets and mounting rails are given in **chapter F**.

Electrical supply

Page C.134



Weidmüller's tension clamp terminals have three supply terminals:
ZEI 16 for standard terminals
ZEI 16-2/1 AN for Roof-Style terminals
ZEI 6 for ZDU 1.5
Cross-connections divide the supply current into several feeder currents. Current is supplied across a conductor cross-section of 16 mm² and then distributed across neighbouring terminals for 1.5 mm², 2.5 mm², 4 mm² and 6 mm² cross-sectional areas.

Electrical distribution

Page C.136

A plug-in **cross-connection system (ZQV)** is available for all Z-Series terminals.
The current is distributed across any number of terminals by simply plugging the cross-connection into the middle of the terminals. As a rule, 400 V can be transmitted across the cross-section, depending on the rated voltage of the terminal.

Testing / checking

Page C.142



The slot-in test adapter (ZTA) is used as a single unit and as a test adapter strip for voltage measurement in control cabinets. The test adapter is ideal for convenient, rational testing of assembled terminals. It is simply slotted onto the terminal. This creates contact with the current carrying busbar. The unit is released from the terminal simply by pressing the release button.

Indentification and connecting

Page C.146

Weidmüller's identification systems in **chapter F** are used to mark tension clamp terminals. Individual terminals, terminal groups and conductors can be marked. The conductors are connected in the tension clamp terminals with standard screwdrivers, as shown in **chapter F**. As an alternative to screwdrivers, fully insulated operating tools are also available; see page D.146.

Specific functions/ colour variations

Page C.152



Further helpful accessories are available for terminals using tension clamp technology, such as:

- Pluggable extra connections (ZZA)
- Housings for installation of electronic components (ZBS 1)
- Pluggable fuse holder (SIHA 1 to SIHA 3)
- Terminals in various colours.
- Accessories for fuses
- Reducing sleeves

End plates

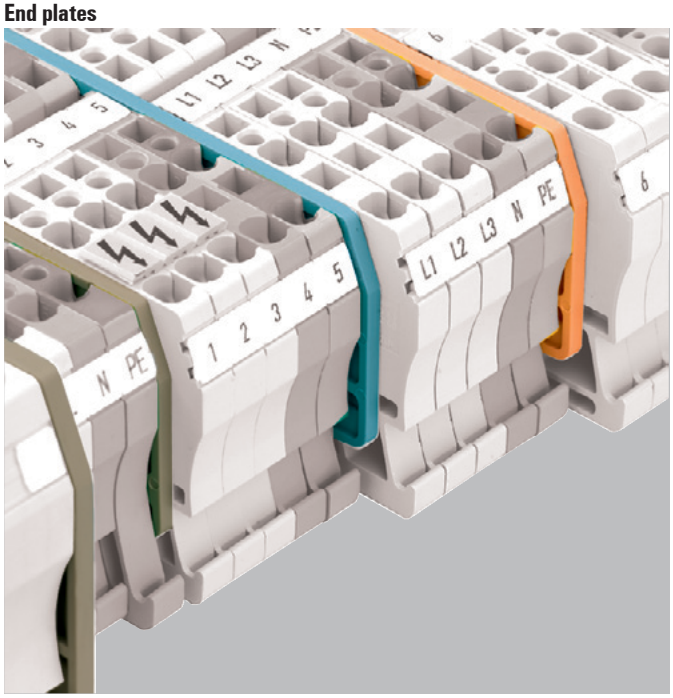

Touch-safe protection

The last terminal in a terminal strip must be closed off with a ZAP/TW-type end plate. End plates must also be used within a terminal strip when it makes use of terminals of different sizes. This ensures that the touch-safe requirement is met for live-voltage components and that the terminals are touch-safe.

Optical separation

Coloured end plates are frequently used for distinguishing the circuits.

Ensuring the operating voltage

End plates can also be used to maintain the required clearance and creepage distances, in order to guarantee the rated voltage for the application. They can be used when cross-connections are used side-by-side.

Contour matching

The overall dimensions of the end plates match the external dimensions of the associated terminal.

Mounting

The end plate's snap-in pegs allow it to be simply fitted on to the corresponding terminal. The corresponding indentations in the terminal are used to ensure that position follows the identical contours.

... for standard terminals

Type	Colour	Qty.	Order No.	For terminal:
Width 2 mm				
ZAP/TW ZDU1.5/2AN	beige	20	**1776030000**	ZDU 1.5
ZAP/TW ZDU1.5/2AN BL	blue	20	**1776040000**	ZDU 1.5 BL
ZAP/TW ZDU1.5/2AN OR	orange	20	**1776050000**	ZPE 1.5
Width 2 mm				
ZAP/TW ZDU1.5/3AN	beige	20	**1776060000**	ZDU 1.5/3 AN
ZAP/TW ZDU1.5/3AN BL	blue	20	**1776070000**	ZDU 1.5/3 AN/BL
ZAP/TW ZDU1.5/3AN OR	orange	20	**1776080000**	ZPE 1.5/3AN
Width 2 mm				
ZAP/TW ZDU1.5/4AN	beige	20	**1776090000**	ZDU 1.5 2X2AN
ZAP/TW ZDU1.5/4AN BL	blue	20	**1776100000**	ZDU 1.5 2X2AN BL
ZAP/TW ZDU1.5/4AN OR	orange	20	**1776110000**	ZDU 1.5/4 AN
				ZDU 1.5/4 AN/BL
				ZPE 1.5/4AN
Width 2 mm				
ZAP/TW ZDK1.5	dark beige	20	**1791160000**	ZDK 1.5
ZAP/TW ZDK1.5 BL	blue	20	**1791170000**	ZDK 1.5 BL
				ZDK 1.5 PE
				ZDK 1.5DU-PE
				ZDK 1.5V
				ZDK 1.5V BL
Width 2 mm				
ZAP/TW 1	dark beige	50	**1608740000**	ZDU 2.5
ZAP/TW 1 BL	blue/light blue	50	**1608750000**	ZDU 2.5 BL
ZAP/TW 1 GN	green	50	**1683680000**	ZPE 2.5
ZAP/TW 1 GR	grey	50	**1683710000**	ZTR 2.5
ZAP/TW 1 OR	orange	50	**1608760000**	ZTR 2.5 BL
ZAP/TW 1 RT	red	50	**1683660000**	ZTR 2.5/0. TNHE
ZAP/TW 1 SW	black	50	**1683730000**	
Width 2 mm				
ZAP/TW 2 DB	dark beige	50	**1608770000**	ZDU 2.5/3AN
ZAP/TW 2 BL	blue/light blue	50	**1608780000**	ZDU 2.5/3AN BL
ZAP/TW 2 GN	green	50	**1683760000**	ZPE 2.5/3AN
ZAP/TW 2 OR	orange	50	**1608790000**	
ZAP/TW 2 RT	red	50	**1683740000**	
Width 2 mm				
ZAP/TW 3	dark beige	50	**1608800000**	ZDU 2.5/2X2AN
ZAP/TW 3 BL	blue/light blue	50	**1608810000**	ZSI 2.5
ZAP/TW 3 GN	green	50	**1683840000**	ZSI 2.5/5X25
ZAP/TW 3 GR	grey	50	**1683870000**	ZSI 2.5/LD 120AC
ZAP/TW 3 OR	orange	50	**1608820000**	ZSI 2.5/LD 250AC
ZAP/TW 3 RT	red	50	**1683820000**	ZSI 2.5/LD 28AC
ZAP/TW 3 SW	black	50	**1683890000**	ZSI 2.5/LD 60AC
ZAP/TW 3 WS	white	50	**1683880000**	ZTR 2.5/3AN
				ZTR 2.5/3AN BL
				ZTR 2.5/3AN/O.TNHE
				ZTR 2.5/4AN
				ZDU 2.5/2X2AN BL
				ZTR 2.5/4AN BL
				ZTR 2.5/4AN/O TNHE
				ZDU 2.5/2X2AN/D+
				ZDU 2.5/2X2AN/D-
				ZDU 2.5/2X2AN/LD+
				ZDU 2.5/2X2AN/LD-
				ZDU 2.5/4AN
				ZDU 2.5/4AN BL
				ZPE 2.5/4AN
Width 1.5 mm				
ZAP/TW ZDK2.5	dark beige	20	**1674730000**	ZDK 2.5
ZAP/TW ZDK2.5 BL	blue/light blue	20	**1748800000**	ZDK 2.5/D/1
ZAP/TW ZDK2.5 OR	orange	20	**1690080000**	ZDK 2.5/D/2
				ZDK 2.5/D/4
				ZDK 2.5/D/5
				ZDK 2.5/D/6
				ZDK 2.5/LD RT/1
				ZDK 2.5/LD RT/2
				ZDK 2.5V
				ZDK 2.5 BL
				ZDK 2.5 DU-PE
				ZDK 2.5 EM
				ZDK 2.5 N-DU
				ZDK 2.5 N-PE
				ZDK 2.5 OR
				ZDK 2.5 PE
				ZDK 2.5 V BL

... for standard terminals

Type	Colour	Qty.	Order No.	For terminal:
Width 1.5 mm				
ZAP/TW ZDLD2.5-2N	dark beige	20	1782340000	ZDLD 2.5-2 N/BL
ZAP/TW ZDLD2.5-2N BL	blue	20	1782350000	ZDLD 2.5-2 VN
ZAP/TW ZDLD2.5-2N OR	orange	20	1782360000	ZDLD 2.5-2 VN/BL
				ZDLD 2.5-2 N
Width 1.5 mm				
ZAP ZMAK2.5	dark beige	10	1768010000	ZMAK 2.5
Width 1.5 mm				
AP ZDTR2.5	dark beige	20	1745420000	ZDTR 2.5
AP ZDTR2.5 BL	blue	20	1798340000	ZDTR 2.5 BL
Width 2 mm				
ZAP/TW 4 BL	blue/light blue	50	1632100000	ZDU 4
ZAP/TW 4	dark beige	50	1632090000	ZDU 4 BL
ZAP/TW 4 GN	green	50	1683920000	ZPE 4
ZAP/TW 4 OR	orange	50	1632110000	
Width 2 mm				
ZAP/TW 4/3AN BL	blue	20	7904110000	ZDU 4/3AN
ZAP/TW 4/3AN OR	orange	20	7904120000	ZDU 4/3AN BL
ZAP/TW 4/3AN	dark beige	20	7904100000	ZPE 4/3AN
Width 2 mm				
ZAP/TW4/4AN	dark beige	20	7904210000	ZDU 4/4AN
ZAP/TW4/4AN BL	blue	20	7904220000	ZDU 4/4AN BL
ZAP/TW4/4AN OR	orange	20	7904230000	ZPE 4/4AN
Width 2 mm				
ZAP/TW 5	dark beige	50	1608830000	ZDU 6
ZAP/TW 5 BL	blue/light blue	50	1608840000	ZDU 6 BL
ZAP/TW 5 OR	orange	50	1608850000	ZPE 6
Width 2 mm				
ZAP/TW6/3AN BL	blue	20	7907380000	ZDU 6/3AN
ZAP/TW6/3AN OR	orange	20	7907390000	ZDU 6/3AN BL
ZAP/TW6/3AN	dark beige	20	7907370000	ZPE 6/3AN
Width 2.7 mm				
ZAP/TW ZDU10	beige	20	1748660000	ZDU 10
ZAP/TW ZDU10 BL	blue/light blue	20	1764110000	ZDU 10 BL
				ZPE 10
Width 3 mm				
ZAP/TW 10/16	beige	20	1749580000	ZDU 10/3AN
ZAP/TW 10/16 BL	blue	20	1768520000	ZDU 10/3AN BL
				ZDU 16/3AN
				ZDU 16/3AN BL
				ZPE 10/3AN
				ZPE 16/3AN
Width 3 mm				
ZAP/TW ZDU16	dark beige	20	1745150000	ZDU 16
ZAP/TW ZDU16 BL	blue/light blue	20	1764100000	ZDU 16 BL
				ZPE 16

... for roof-style terminals

Type	Colour	Qty.	Order No.	For terminal:
Width 2.5 mm				
ZAP/TW7	dark beige	50	1706110000	ZDU 2.5-2
ZAP/TW7 BL	blue/light blue	50	1706120000	ZDU 2.5-2 BL
ZAP/TW7 OR	orange	50	1706130000	ZDU 2.5-2/3AN
				ZDU 2.5-2/3AN BL
				ZDU 2.5-2/4AN
				ZDU 2.5-2/4AN BL
				ZDU 2.5-2/D+
				ZDU 2.5-2/D-
				ZPE 2.5-2
				ZPE 2.5-2/3AN
				ZPE 2.5-2/4AN
				ZTR 2.5-2
				ZTR 2.5-2 BL
				ZTR 2.5-2/0.TNHE
Width 2 mm				
ZAP/TW ZDK2.5-2	dark beige	20	1791050000	ZDK 2.5-2
ZAP/TW ZDK2.5-2 BL	blue	20	1791060000	ZDK 2.5-2 BL
ZAP/TW ZDK2.5-2 OR	orange	20	1791070000	ZDK 2.5-2 PE
				ZDK 2.5V
				ZDK 2.5V BL

... for roof-style terminals

Type	Colour	Qty.	Order No.	For terminal:
Width 2 mm				
ZAP/TW ZDKPE2.5-2	dark beige	25	1805960000	ZDKPE 2.5-2
				ZDKPE 2.5-2/N/L/PE
Width 2 mm				
ZAP ZDU4-2	dark beige	50	1770400000	ZDU 4-2/2AN
ZAP ZDU4-2 BL	blue	50	1770880000	ZDU 4-2/2AN BL
ZAP ZDU4-2 OR	orange	50	1770890000	ZDU 4-2/3AN
				ZDU 4-2/3AN BL
				ZDU 4-2/3AN LSC
				ZPE 4-2/2AN
				ZPE 4-2/3AN
Width 2 mm				
ZAP ZDU4-2/4AN	dark beige	50	1807010000	ZDU 4-2/4AN
ZAP ZDU4-2/4AN BL	blue	50	1807020000	ZDU 4-2/4AN BL
ZAP ZDU4-2/4AN OR	orange	50	1807030000	ZPE 4-2/4AN
Width 2.5 mm				
ZAP ZDU6-2	dark beige	50	1771440000	ZDU 6-2/2AN
ZAP ZDU6-2 BL	blue	50	1771450000	ZSI 6-2 2X2.5/G20
ZAP ZDU6-2 OR	orange	50	1771460000	ZSI 6-2 2X2.5/G20/LD1
ZAP ZDU6-2 SW	black	50	1814710000	ZSI 6-2 2X2.5/G20/LD2
				ZSI 6-2 2X2.5/G20/LD3
				ZSI 6-2 2X2.5/G20/LD4
				ZSI 6-2/FC
				ZSI 6-2/FC LD
				ZTR 6-2
				ZTR 6-2 E / 230V UC
				ZTR 6-2 E / 24V DC
				ZDU 6-2/2AN BL
				ZDU 6-2/3AN
				ZDU 6-2/3AN BL
				ZPE 6-2/2AN
				ZPE 6-2/3AN
				ZSI 2.5-2/2X2AN/G20
				ZSI 2.5-2/2X2AN/G20/LD1
				ZSI 2.5-2/2X2AN/G20/LD2
Width 2.5 mm				
ZAP/Z...16-2/1AN	dark beige	10	1772970000	ZPE 16-2/1AN

... for initiator-actuator terminals

Type	Colour	Qty.	Order No.	For terminal:
Width 5.1 mm				
ZAP/TW ZPV1.5	dark beige	50	1674650000	ZAP/TW ZPV1.5
				ZPV 1.5
Width 5.1 mm				
ZAP/TW ZIA1.5/3L	beige		1649540000	ZIA 1.5/3L-1S
				ZIA 1.5/3L-1S/LD
				ZIA 1.5/3L-PE
Width 5.1 mm				
ZAP/TW ZIA1.5/4L	beige		1649550000	ZIA 1.5/4L-1S
				ZIA 1.5/4L-1S/LD
				ZIA 1.5/4L-PE
Width 5 mm				
AP ZRV1.5 DB	dark beige	10	1698180000	

... for installations terminals

Type	Colour	Qty.	Order No.	For terminal:
Width 2 mm				
ZAP ZDU10/16S	dark beige	20	**1739660000**	ZDU 10/NT
				ZDU 10S
				ZDU 10S BL
				ZDU 16S
				ZDU 16S BL
				ZNT 10S
				ZNT 16S
				ZPE 10S
				ZPE 16S
Width 2 mm				
ZAP ZDU 2.5 S	dark beige	20	**1808030000**	ZDU 2.5 S
ZAP ZDU 2.5 S BL	blue	20	**1808040000**	ZDU 2.5 S BL
ZAP ZDU 2.5 S OR	orange	20	**1808050000**	ZNT 2.5 S
				ZPE 2.5 S
Width 2 mm				
ZAP ZDU 4 S	dark beige	20	**1808380000**	ZDU 4 S
ZAP ZDU 4 S BL	blue	20	**1808390000**	ZDU 4 S BL
				ZNT 4 S
				ZPE 4 S
Width 2 mm				
ZAP ZDU 6 S	dark beige	20	**1808250000**	ZDU 6 S
ZAP ZDU 6 S BL	blue	20	**1808260000**	ZDU 6 S BL
				ZNT 6 S
				ZPE 6 S
Width 3 mm				
ZHP S	blue	20	**1808290000**	ZDU 2.5 S
ZHP S SO	blue	20	**1808280000**	ZPE 2.5 S
				ZPE 4 S
				ZPE 6 S
				ZDU 2.5 S BL
				ZDU 4 S
				ZDU 4 S BL
				ZDU 6 S
				ZDU 6 S BL
				ZNT 2.5 S
				ZNT 4 S
				ZNT 6 S

... for mini-terminals

Type	Colour	Qty.	Order No.	For terminal:
Width 1.5 mm				
ZAP/TW ZDUA	dark beige	50	**1720960000**	ZDUA 2.5-2
ZAP/TW ZDUA BL	blue/light blue	50	**1720970000**	ZDUA 2.5-2 BL
ZAP/TW ZDUA OR	orange	50	**1720980000**	ZPEA 2.5-2
Width 2.5 mm				
ZAP/TW ZDUA2.5-2N	dark beige	50	**1808170000**	ZDUA 2.5-2N
				ZDUA 2.5-2N BL
				ZPEA 2.5-2N
Width 5 mm				
ZAP ZDUB	dark beige	50	**1704750000**	ZDUB 2.5-2/2AN/15
ZAP ZDUB BL	blue/light blue	50	**1704760000**	ZDUB 2.5-2/2AN/RC BL
ZAP ZDUB OR	orange	50	**1704770000**	ZDUB 2.5-2/2AN/RC GE
				ZDUB 2.5-2/2AN/RC OR
				ZDUB 2.5-2/4AN/15
				ZDUB 2.5-2/4AN/15 BL
				ZDUB 2.5-2/4AN/DB
				ZDUB 2.5-2/4AN/DB BL
				ZDUB 2.5-2/4AN/DB GE
				ZDUB 2.5-2/4AN/DM
				ZDUB 2.5-2/4AN/DM BL
				ZDUB 2.5-2/2AN/15 BL
				ZDUB 2.5-2/4AN/DM GE
				ZDUB 2.5-2/4AN/RC
				ZDUB 2.5-2/4AN/RC/BL
				ZDUB 2.5-2/4AN/RC/GE
				ZPEB 2.5-2/2AN
				ZDUB 2.5-2/2AN/DB
				ZDUB 2.5-2/2AN/DB BL
				ZDUB 2.5-2/2AN/DB GE
				ZDUB 2.5-2/2AN/DM
				ZDUB 2.5-2/2AN/DM BL
				ZDUB 2.5-2/2AN/DM GE
				ZDUB 2.5-2/2AN/RC
Width 5 mm				
ZTW ZDUB	dark beige	50	**1704340000**	ZDUB 2.5-2/2AN/15
				ZDUB 2.5-2/2AN/RC BL
				ZDUB 2.5-2/2AN/RC GE
				ZDUB 2.5-2/2AN/RC OR
				ZDUB 2.5-2/4AN/15
				ZDUB 2.5-2/4AN/15 BL
				ZDUB 2.5-2/4AN/DB
				ZDUB 2.5-2/4AN/DB BL
				ZDUB 2.5-2/4AN/DB GE
				ZDUB 2.5-2/4AN/DM
				ZDUB 2.5-2/4AN/DM BL
				ZDUB 2.5-2/2AN/15 BL
				ZDUB 2.5-2/4AN/DM GE
				ZDUB 2.5-2/4AN/RC
				ZDUB 2.5-2/4AN/RC/BL
				ZDUB 2.5-2/4AN/RC/GE
				ZPEB 2.5-2/2AN
				ZDUB 2.5-2/2AN/DB
				ZDUB 2.5-2/2AN/DB BL
				ZDUB 2.5-2/2AN/DB GE
				ZDUB 2.5-2/2AN/DM
				ZDUB 2.5-2/2AN/DM BL
				ZDUB 2.5-2/2AN/DM GE
				ZDUB 2.5-2/2AN/RC

... for WeiCoS pluggable terminals

Type	Colour	Qty.	Order No.	For terminal:
Width 2.5 mm				
ZAP/TW ZT2.5/2AN	dark beige	50	**1816030000**	ZT 2.5/2AN/1
ZAP/TW ZT2.5/2AN OR	orange	50	**1816040000**	ZTPE 2.5/2AN/1
Width 2.5 mm				
ZAP/TW ZT2.5/3AN	dark beige	50	**1816050000**	ZT 2.5/3AN/1
				ZTPE 2.5/3AN/1
Width 2.5 mm				
ZAP/TW ZT2.5/4AN/2	dark beige	50	**1816070000**	ZT 2.5/4AN/2
ZAP/TW ZT2.5/4AN/2 OR	orange	50	**1816080000**	ZTPE 2.5/4AN/2
Width 2.5 mm				
ZAP/TW ZT2.5/4AN/4	dark beige	50	**1816090000**	ZT 2.5/4AN/4
				ZTC 2.5/4AN/4
				ZTCPE 2.5/4AN/4
				ZTPE 2.5/4AN/4
Width 2.5 mm				
ZAP/TW ZDT2.5/2	dark beige	50	**1816110000**	ZDT 2.5/2
				ZDT 2.5/2 DU-PE
				ZDT 2.5/2 PE
Width				
ZAP/TW ZTTR2.5	dark beige	50	**1865520000**	ZTTR 2.5
				ZTTR 2.5/0. TNHE

... for double- / multi-layer terminal bocks

Type	Colour	Qty.	Order No.	For terminal:
Width 1.5 mm				
ZAP ZVLD 2.5	dark beige	10	**1210410000**	ZVLD 2.5

... for custom applications

Type	Colour	Qty.	Order No.	For terminal:
Width 2 mm				
ZTW ZTL6	dark beige	20	**1771870000**	ZTD 6
ZTW ZTL6 OR	orange	20	**1771880000**	ZTD 6/STB
				ZTL 6
				ZTL 6/STB
Width 1.5 mm				
ZAP ZDU4/NT	dark beige	20	**1757970000**	ZDU 4/NT
				ZDU 4/NT DB
Width 2.5 mm				
ZAP ZDU10/16S	dark beige	20	**1739660000**	ZDU 10/NT
				ZDU 10S
				ZDU 10S BL
				ZDU 16S
				ZDU 16S BL
				ZNT 10S
				ZNT 16S
				ZPE 10S
				ZPE 16S

ZEI 16 supply terminal



Integrated partition plate

Output possible on left and right



The ZEI 16 supply terminal can be used for supplying current up to a conductor cross-section of 25 mm². Standard cross-connections then distribute the current to any number of terminals with a smaller cross-sectional area.

The following tables show a number of options for distributing current at the supply point, together with corresponding cross-connections and the maximum current.

Output options and corresponding cross-connections

Feed terminal	Output terminal	Cross-connection	Supply left	Supply right
ZEI 16	**ZDU 2.5**	**ZQV 2.5/...**	•	•
	ZDU 2.5/4AN	**ZQV 2.5/...**	•	•
	ZDU 2.5N	**ZQV 2.5/...**	•	•
	ZDU 2.5N/3AN	**ZQV 2.5/...**	•	•
	ZDU 2.5N/4AN	**ZQV 2.5/...**	•	•
	ZDU 4	**ZQV 4/...**	•	•
	ZDU 4/3AN	**ZQV 4/...**	•	• 1)
	ZDU 4/4AN	**ZQV 4/...**	•	• 1)
	ZDU 6	**ZQV 6/...**	•	•
	ZDU 6/3AN	**ZQV 6/...**	•	• 1)
	ZTR 2.5	**ZQV 2.5/...**	• 2)	• 2)
	ZTR 2.5/3AN	**ZQV 2.5/...**	• 2)	• 2)
	ZTR 2.5/4AN	**ZQV 2.5/...**	•	•
Feed terminal	Output terminal	Cross-connection	Supply left	Supply right
ZEI 6	**ZDU 1.5**	**ZQV 1.5/...**	•	•
	ZDU 1.5/3AN	**ZQV 1.5/...**	•	•
	ZDU 1.5/4AN	**ZQV 1.5/...**	•	•

1) with IEPL 2) with QVAR



Imax =
Σ In (links)



Imax =
Σ In (left) + Σ In (right)



Imax =
Σ In (right)

Ordering data

Type	Colour	Qty.	Order No.
ZEI 16	dark beige	20	**1745350000**
ZEI 16 BL	blue	20	**1766240000**
IEPL	dark beige	20	**1859570000**
QVAR	dark beige	20	**1836370000**

Maximum current flow I_{max} only with ZEI 16

Feed terminal	Cross-connection	Supply conductor cross-section area	Supply left or right	Supply middle
ZDU 2.5	**ZQV 2.5**	16 mm²	48 A	76 A
		25 mm²	48 A	89 A
ZDU 2.5/4AN	**ZQV 2.5**	16 mm²	48 A	76 A
		25 mm²	48 A	89 A
ZDU 4	**ZQV 4**	16 mm²	64 A	76 A
		25 mm²	66 A	100 A
ZDU 6	**ZQV 6**	16 mm²	76 A	76 A
		25 mm²	82 A	100 A

Supply with standard terminals

According to IEC 60204-1 and IEC 60 439-1, when reducing the conductors within distribution boards and controllers, protective devices for cables and conductors can be installed up to a maximum of 3 meters away from the supply side and need not be positioned at the beginning of the supply side. The conductor before the output fuse must be routed to make it "short-circuit proof".

Supply on the left



Supply on the right



Supply options and corresponding cross-connections

Supply terminals \ Output terminals	ZDU 2.5	ZDU 2.5/3AN	ZDU 2.5/4AN	ZDU 2.5N	ZDU 2.5N/3AN	ZDU 2.5N/4AN	ZDU 4	ZDU 4/3AN	ZDU 4/4AN		ZTR 2.5	ZTR 2.5/3AN	ZTR 2.5/4AN
on the right													
on the left													
ZDU 4	•	• 2)	•	•	• 2)	•	•	•	•		• 2)	• 2)	•
ZDU 4/3AN	• 1)	• 2)	• 1)	• 1)	• 2)	• 1)		•			• 2)	• 2)	•
ZDU 4/4AN	• 1)	• 2)	• 1)	• 1)	• 2)	• 1)			•		• 2)	• 2)	• 1)
ZDU 6	• 3)	• 2)	•	•	• 2)	•	•	•	•		• 2)	• 2)	•
ZDU 6/3AN	• 1)		• 1)	• 1)		• 1)							• 1)

Supply terminals \ Output terminals	ZDU 2.5	ZDU 2.5/3AN	ZDU 2.5/4AN	ZDU 2.5N	ZDU 2.5N/3AN	ZDU 2.5N/4AN	ZDU 4	ZDU 4/3AN	ZDU 4/4AN		ZTR 2.5	ZTR 2.5/3AN	ZTR 2.5/4AN
on the left													
on the right													
ZDU 4	•	• 2)	• 1)	•	• 2)	• 1)	•				• 2)	• 2)	• 1)
ZDU 4 / 3 AN	•	• 2)	• 1)	•	• 2)	• 1)	•	•			• 2)	• 2)	• 1)
ZDU 4 / 4 AN	•	• 2)	• 1)	•	• 2)	• 1)	•	•	•		• 2)	• 2)	• 1)
ZDU 6	• 3)	• 2)	• 1)	•	• 2)	• 1)	•				• 2)	• 2)	• 1)
ZDU 6 / 3 AN	•	• 2)	• 1)	•	• 2)	• 1)	•	•			• 2)	• 2)	•

1) with IEPL 2) with QVAR

3) Maximum current value at the smallest cross-section:

- ZDU 6 with ZQV 2.5/3 to ZDU 2.5: 55 A
- ZDU 6 with ZQV 2.5/4 to ZDU 2.5: 57 A

Pluggable Cross-Connection ZQV



The time-saving, easy-to-use cross-connection comb for terminals, featuring tension clamp technology.

- **ZQV 2.5** as 2- to 10-pole combs and ZQV 2.5/20 – continuous (20-pole)
- **ZQV 2.5N** as 2- to 10-pole combs and ZQV 2.5N/20 – continuous (20-pole)
- **ZQV 4** as 2- to 10-pole combs and ZQV4/20 – continuous (20-pole)
- **ZQV 6** as 2- to 4-pole combs and ZQV6/32 – continuous (24-pole)
- **ZQV 10**, **ZQV 16** and **ZQV 35** as 2-pole combs (bridges)
- **ZQV 35-10**, **ZQV 35-16** and **ZQV 16-10** used as a reducer cross-connector distributes current from terminals with larger cross-connections to terminals with smaller cross-section.

These versions come with complete shock protection.

However, please note that the rated voltage is reduced to 400 V when using cross-connections. This does not apply to terminals with a rated voltage below 400 V. Here the rated voltage of the used terminal is mandatory.

Breaking out contact elements

If one or more (max. 60 % for reasons of stability and temperature rise) of the contact elements are broken out of the cross-connections, terminals may be bypassed to suit the application.

Fitting and changing crossconnections

The fitting and changing of cross-connections is a trouble-free and fast operation:

– Insert the cross-connection into the cross-connection channel in the terminal...



... and press it fully home. (The cross-connection may not project from the channel.)



– Remove a cross-connection by simply prising it out with a screwdriver.



Shortening cross-connections

Cross-connections can be shortened in length using a suitable cutting tool, e.g. KT ZQV (order no. 9002170000). However, three contact elements must always be retained.



Caution:
Contact elements must not be deformed!

If the user shortens the cross-connections it is necessary to use isolating or end plates (ZAP/TW...) with the terminals in order to maintain the rated voltage of 250 V. (On the bare, cut edges of the cross-connector.)

Possible combinations

In one cross-connection channel



single



adjacent



bridging

In two cross-connection channels

parallel/bridging

parallel/lengthening



chain bridge

Possible cross-connections of terminals of the same type with corresponding cross-connections

Terminal type	Querverbindung	single	adjacent	bridging	Kettenbrücke	parallel bridging	parallel lengthening
Standard terminals							
ZDU 2.5	ZQV 2.5/...	•	•	•	•	•	•
ZDU 2.5 / 3 AN	ZQV 2.5/...	•	•	•			
ZDU 2.5 / 4 AN	ZQV 2.5/...	•	•	•			
ZDU 2.5N	ZQV 2.5/...	•	•	•	•	•	•
ZDU 2.5N / 3 AN	ZQV 2.5/...	•	•	•			
ZDU 2.5N / 4 AN	ZQV 2.5/...	•	•	•			
ZTR 2.5 ...	ZQV 2.5/...	•	•	•			
ZSI 2.5 ...	ZQV 2.5/...	•	•	•			
ZDU 4 ...	ZQV 4/...	•	•	•			
ZDU 6 ...	ZQV 6/...	•	•	•			
ZDU 10, ZDU 16, ZDU 35	ZQV 10/2	•			•		
ZPE 2.5	ZQV 2.5/...			•		•	•
ZPE 4	ZQV 4/...			•			
ZPE 6	ZQV 6/...			•			
ZPE 10, ZPE 16, ZPE 35	ZQV 10	•			•		
Roof-Style terminals							
ZDU 2.5-2	ZQV 2.5/...	•	•	•	•	•	•
ZDU 2.5-2 / 3 AN	ZQV 2.5/...	•	•	•	•	•	•
ZDU 4-2/...	ZQV 4/...	•	•	•	•	•	•
ZDU 6-2/...	ZQV 6/...	•	•	•			
ZPE 2.5-2	ZQV 2.5/...			•		•	
ZPE 2.5-2 / 3 AN	ZQV 42.5/...			•		•	
ZPE 4-2/...	ZQV 4/...			•		•	
ZPE 6-2/...	ZQV 6/...			•			

Alternative cross-connections available

Terminals with different rated cross-section

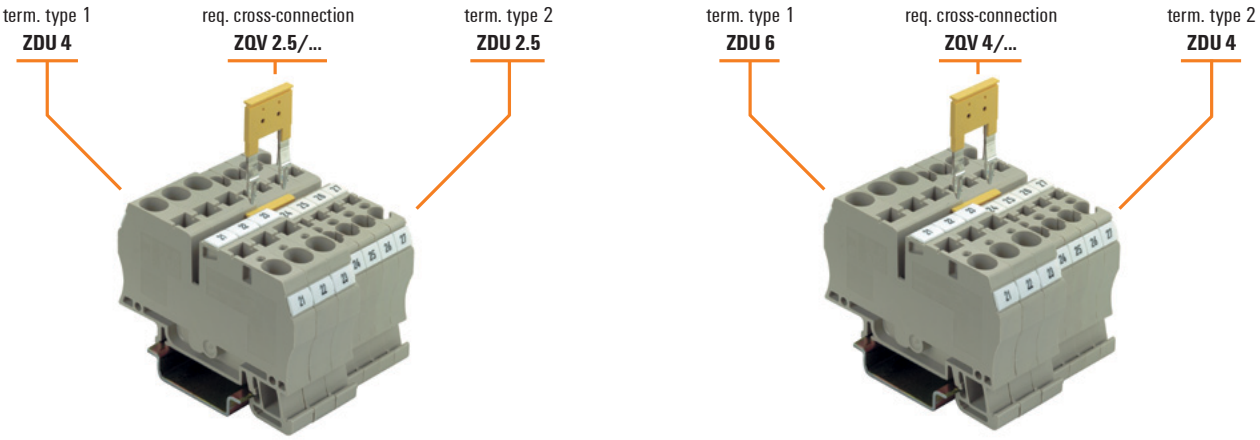

Fuse terminals with same rated cross-section



It is necessary to break out the cross-connection panel in the side wall of the fuse terminal.



Terminals without cross-connection channel – ZDU 2.5-2 / 4 AN

To cross connect ZDU 2.5-2/4 AN terminals, which do not have cross-connection channels, use the ZQB 2.5 cross-connection bridge to provide a simple cross-connection solution.

The illustration shows how to fit **ZQB 2.5** correctly.

Always ensure that the conductor is placed between the tension clamp and ZQB 2.5.
The conductor cross-sections is reduced to 1.5 mm² "e" and "f" as a result of using ZWB 2.5.



Cross-connections according to dimensions

ZQV 1.5

Technical data		
Current / Current	A	17.5 / 17.5
Ordering data		
		Type / **Qty.** / **Order No.**
2-pole	ZQV 1.5/2	60	**1776120000**
3-pole	ZQV 1.5/3	60	**1776130000**
4-pole	ZQV 1.5/4	60	**1776140000**
5-pole	ZQV 1.5/5	20	**1776150000**
6-pole		
7-pole		
8-pole		
9-pole		
10-pole	ZQV 1.5/10	20	**1776200000**
20-pole		
32-pole		

For terminal:

ZDU 1.5 ...
ZDK 1.5 ...
ZEI 6

ZQV 2.5

24 / 24

Type	Qty.	Order No.
ZQV 2.5/2	60	**1608860000**
ZQV 2.5/3	60	**1608870000**
ZQV 2.5/4	60	**1608880000**
ZQV 2.5/5	20	**1608890000**
ZQV 2.5/6	20	**1608900000**
ZQV 2.5/7	20	**1608910000**
ZQV 2.5/8	20	**1608920000**
ZQV 2.5/9	20	**1608930000**
ZQV 2.5/10	20	**1608940000**
ZQV 2.5/20	20	**1908960000**

For terminal:

ZDU 2.5 ...
ZDK 2.5 ...
ZTR 2.5 ...
ZDTR 2.5
ZTSI 2.5 ...
ZRV 2.5 ...
ZIA 2.5 ...
ZEI 16
ZDU 2.5-2 ...
ZDK 2.5-2
ZTR 2.5-2 ...
ZDLD 2.5-2 ...
ZDKPE 2.5-2
ZDU 2.5N ...
ZNT 2.5/3AN ...
ZEI 16-2/1 AN
ZDU 2.5 S
ZTN 2.5 S

ZQV 4

32 / 32

Type	Qty.	Order No.
ZQV 4/2 GE	60	**1608950000**
ZQV 4/3 GE	60	**1608960000**
ZQV 4/4 GE	60	**1608970000**
ZQV 4/5 GE	20	**1608980000**
ZQV 4/6 GE	20	**1608990000**
ZQV 4/7 GE	20	**1609000000**
ZQV 4/8 GE	20	**1609010000**
ZQV 4/9 GE	20	**1609020000**
ZQV 4/10 GE	20	**1609030000**
ZQV 4/20 GE	20	**1909010000**

For terminal:

ZDU 4 ...
ZDK 4/S ...
ZEI 16
ZDU 4-2 ...
ZDU 4 S
ZNT 4 S
ZEI 16-2/1 AN

Cross-connections according to dimensions

ZQV 35-10

Reducing cross-connection

Technical data		
Current / Current	A	57 / 105
Ordering data		
		Type / **Qty.** / **Order No.**
2-pole	ZQV 35-10	10	**7920100000**
3-pole		
4-pole		
5-pole		
6-pole		
7-pole		
8-pole		
9-pole		
10-pole		
20-pole		
32-pole		

For terminal:

ZDU 10 ...
ZPE 10 ...
ZDU 35
ZPE 35
ZDU 10 S
ZNT 10 S

ZQV 2.5N

24 / 24

Type	Qty.	Order No.
ZQV 2.5N/2 GE	60	**1693800000**
ZQV 2.5N/3 GE	60	**1693810000**
ZQV 2.5N/4 GE	60	**1693820000**
ZQV 2.5N/5 GE	20	**1693830000**
ZQV 2.5N/6 GE	20	**1693840000**
ZQV 2.5N/7 GE	20	**1693850000**
ZQV 2.5N/8 GE	20	**1693860000**
ZQV 2.5N/9 GE	20	**1693870000**
ZQV 2.5N/10 GE	20	**1693880000**

For terminal:

ZT 2.5 ...
ZDT 2.5 ...
ZP 2.5 ...
ZTTQ 2.5 ...
ZTC ...
ZDUA 2.5-2 ...
ZDUA 2.5-2N ...
ZDL 2.5 ...
ZDL 2.5 S

ZQB 2.5

24 / 24

Type	Qty.	Order No.
ZQB 2.5-2	50	**1677120000**

For terminal:

ZDUB 2.5-2/4 AN
ZDU 2.5-2/4 AN

The ZQB 2.5 cross-connector is used for connecting terminals without a separated cross-connection channel.
The ZBW tools is used for opening the terminal points. (order no. 1650670000)

ZQV 6

41 / 41

Type	Qty.	Order No.
ZQV 6/2 GE	60	1627850000
ZQV 6/3 GE	60	1627860000
ZQV 6/4 GE	60	1627870000
ZQV 6/24	10	1908990000

For terminal:

ZDU 6 ...
ZDK 6/S ...
ZTL 6 ...
ZEI 16 ZEI
ZDU 6-2 ...
ZDU 6 S
ZNT 6 S
ZEI 16-2/1 AN

ZQV 10/2



57 / 57*

Type	Qty.	Order No.
ZQV 10/2	25	1739680000

For terminal:

ZDU 10 ...
ZDU 10 NT
ZDU 10 S
ZNT 10 S

* Only with use of 2 dummy cables

ZQV 16/2

76 / 76*

Type	Qty.	Order No.
ZQV 16/2	25	1739690000

For terminal:

ZDU 16
ZPE 16
ZDU 16 S
ZPE 16 S
ZNT 16 S

* Only with use of 2 dummy cables

ZQV 35/2

105 / 105

Type	Qty.	Order No.
ZQV 35/2	10	1739700000

For terminal:

ZDU 35
ZPE 35
ZNT 35/S

ZQS 2.5

/ 10

Type	Qty.	Order No.
ZQS 2.5/2	20	1633200000
ZQS 2.5/3	20	1633210000
ZQS 2.5/4	20	1633220000
ZQS 2.5/5	20	1633230000

For terminal:

ZSI 2.5/2 ...

ZVQ 2.5/1.5

/ 23

Type	Qty.	Order No.
ZVQ 2.5/1.5	50	1720700000

For terminal:

ZDK 2.5 ...
ZDT 2.5/2
ZDLD 2.5-2 ...

Test adapter

The clip-on test adapter ZTA is used as a single thin element and as a test adapter strip for measurements in electrical cabinets. Conductors with cross-sections from 0.5 mm² to 1.5 mm² can be connected. The test adapter simply clips onto the terminal and thus guarantees reliable contact with the live busbar.

		ZTA 1	ZTA 2	ZTA 3
		For terminal width 5.1 mm	For terminal width 6.1 mm	For terminal width 8.1 mm
Dimensions				
Width / Length / Height[1]	mm	5.1 / 31.5	6.1 / 31.5	8.1 / 31.5
Stripping length	mm	6	6	6
Rated data				
Rated voltage	V	250	250	250
Rated current	A	9	9	9
Rated cross-section	mm²	1.5	1.5	1.5
Clamped conductors (H05V/H07V)				
solid / stranded	mm²	0.5...1.5	0.5...1.5	0.5...1.5
flexible / Flexible with ferrule	mm²	0.5...1.5 / 0.5...1.5	0.5...1.5 / 0.5...1.5	0.5...1.5 / 0.5...1.5
Ordering data		**Type / Qty. / Order No.**	**Type / Qty. / Order No.**	**Type / Qty. / Order No.**
	1-pole	ZTA 1 / 25 / **1609040000**	ZTA 2 ZDU4 / 25 / **1609060000**	ZTA 3 ZDU6 / 25 / **1654050000**
	With snap-in pegs	ZTA 1/ZA / 25 / **1609050000**	ZTA 2/ZA ZDU4 / 25 / **1609070000**	
		For terminal:	**For terminal:**	**For terminal:**
		ZDU 2.5 ...	ZDU 4 ...	ZDU 6 ...
		ZTR 2.5 ...		
		ZSI 2.5 ...		
		ZSI 2.5/2		

Test adapter

The clip-on test adapter ZTA is used as a single thin element and as a test adapter strip for measurements in electrical cabinets. Conductors with cross-sections from 0.5 mm² to 1.5 mm² can be connected. The test adapter simply clips onto the terminal and thus guarantees reliable contact with the live busbar.

		ZTA 6	ZTA 7	ZTA ZT2.5
		For terminal width 6.1 mm	For terminal width 8.1 mm	For terminal width 5.1 mm
Dimensions				
Width / Length / Height[1]	mm	6.1 / 31.5	8.1 / 31.5	5.1 / 20
Stripping length	mm	6	6	10
Rated data				
Rated voltage	V	250	250	250
Rated current	A	17.5	9	17.5
Rated cross-section	mm²	1.5	1.5	1.5
Clamped conductors (H05V/H07V)				
solid / stranded	mm²	0.5...1.5	0.5...1.5	0.5...1.5
flexible / Flexible with ferrule	mm²	0.5...1.5 / 0.5...1.5	0.5...1.5 / 0.5...1.5	0.5...1.5
Ordering data		**Type / Qty. / Order No.**	**Type / Qty. / Order No.**	**Type / Qty. / Order No.**
	1-pole			ZTA ZT2.5 / 25 / **1827080000**
	With snap-in pegs	ZTA 6/ZA / 25 / **1780660000**	ZTA 7/ZA / 25 / **1780670000**	ZTA ZT2.5/ZA / 25 / **1847600000**
		For terminal:	**For terminal:**	**For terminal:**
		ZDU 4-2 ...	ZDU 6-2 ...	ZT 2.5 ...

Note: 1) The height is dependent on the terminal type

ZTA 4

For terminal width 5.1 mm

5.1 / 31		
10		
250		
11		
1.5		
0.5...1.5		
0.5...1.5 / 0.5...1.5		
Type	**Qty.**	**Order No.**
ZTA 4	25	**1688110000**
For terminal:		
ZDK 2.5 ...		
ZTR 2.5/4 AN ...		

ZTA 5

For terminal width 3.5 mm

3.5 / 20		
10		
200		
13.5		
1		
0.5...1		
0.5...1 / 0.5...1		
Type	**Qty.**	**Order No.**
ZTA 5	25	**1776210000**
ZTA 5/ZA	25	**1776220000**
For terminal:		
ZDU 1.5 ...		
ZDK 1.5 ...		

ZTA ZVLD

For terminal width 5.1 mm

5.1 / 69		
6		
250		
6		
1.5		
0.5...1.5		
Type	**Qty.**	**Order No.**
ZTA ZVLD	25	**1210390000**
ZTA ZVLD/ZA	25	**1271870000**
For terminal:		
ZVLD ...		

Test plug

The test points for the PS 2.3 and PS 2.0 test plugs are available for most Z-Series terminals. Quick measurements can be made by inserting the test plug into the opening provided.

Technical data	
Current / Current	-
Ordering data	
	Test plug

PS

Plug diameter 2.0 mm

Type	**Qty.**	**Order No.**
PS 2.0 OR	20	**0293800000**
For terminal:		
ZDU/ZPE 2.5/...		
ZDU/ZPE 4/...		
ZDU/ZPE 6/3 AN		
ZDU/ZPE 10/...		
ZDU/ZPE 16/...		
ZDU/ZPE 35		
ZEI 16		
ZTR 2.5/...		
ZTR 2.5 .../D		
ZDTR 2.5		
ZTR 2.5/SI		
ZDL 2.5/SI ...		
ZTTR 2.5/2AN/1		

PS 2.3 RT

Plug diameter 2.3 mm

Type	**Qty.**	**Order No.**
PS 2.3 RT	20	**0180400000**
For terminal:		
ZDU/ZPE 2.5/...		
ZDU/ZPE 4/...		
ZDU/ZPE 10/...		
ZDU/ZPE 18/...		
ZDU/ZPE 35		
ZDU/ZPE 4-2		
ZDU/ZPE 6-2		
ZTR 2.5...		
ZTR 2.5.../D		
ZDTR 2.5		
ZTR 2.5/SI		
ZDL 2.5/SI...		
ZTTR 2.5/2AN/1		

PS ZQV test probes

The PS ZQV test probes allow you to use only one product to test PUSH IN terminals.

PS ZQV

Test probes

- Safe and hand-free measuring of terminals
- Insert into the ZQV contact
- Very flexible silicone safety-measurement cables connect to any measurement instrument.



Technical data

	Test probes
DC voltage measuring range	1000 V
AC voltage measuring range	1000 V
Weight	

Note	

Ordering data

Version	Type	Qty.	Order No.
	**PS_ZQV_SET	1	1116710000
	*PS_ZQV	1	1121740000

Note

Included in delivery: * 2 test probes (red and black)
** 2 test probes (red and black), 2 silicone safety-measurement cables (1.2 m, red and black)

Cover



The VDE standards call for power connection terminals to be covered.

For this purpose, Weidmüller can supply yellow warning **ZAD** covers with the „lightning flash" symbol.

The cover is clipped into the screwdriver slit in the terminal and each one covers a group of four terminals.

Operating tool

The fully-insulated **ZBW1** to **ZBW6** and ZBWW tools are used for opening 1.5 mm^2 and 2.5 mm^2 terminal points. They can be used to simultaneously open multiple terminal points.

The ZBWW tools, with its angled bit, makes it possible conveniently connect terminals in a confined space.

The plastic tools increase safety when working on facilities during operation.

Cover

Type Width	Colour	Qty.	Order No.	For terminal:
ZAD 7/4		20	**1781940000**	ZDK 1.5
				ZDK 1.5 BL
				ZDK 1.5DU-PE
				ZDK 1.5V
				ZDK 1.5V BL
				ZDU 1.5
				ZDU 1.5 2X2AN
				ZDU 1.5 2X2AN BL
				ZDU 1.5 BL
				ZDU 1.5/3 AN
				ZDU 1.5/3 AN/BL
				ZDU 1.5/4 AN
				ZDU 1.5/4 AN/BL
				ZDU 2.5/2X2AN/D+
				ZDU 2.5/2X2AN/D-
				ZEI 16
				ZEI 16 BL
Width				
ZAD 1/4		20	**1609110000**	ZDK 4-2
				ZDU 2.5 BL
				ZDU 2.5/2X2AN
				ZDU 2.5/2X2AN BL
				ZDU 2.5/2X2AN/D+
				ZDU 2.5/2X2AN/D-
				ZDU 2.5/2X2AN/LD+
				ZDU 2.5/2X2AN/LD-
				ZDU 2.5/3AN
				ZDU 2.5/3AN BL
				ZDU 2.5/4AN
				ZDK 4-2 BL
				ZDU 2.5/4AN BL
				ZDU 4-2/2AN
				ZDU 4-2/2AN BL
				ZDU 4-2/3AN
				ZDU 4-2/3AN BL
				ZDU 4-2/3AN LSC
				ZDU 4-2/4AN
				ZDU 4-2/4AN BL
				ZDUA 2.5-2N
				ZDUA 2.5-2N BL
				ZDK 4-2 PE
				ZEI 16
				ZEI 16 BL
				ZPE 4-2/4AN
				ZPEA 2.5-2N
				ZSI 2.5-2/2X2AN/G20
				ZSI 2.5-2/2X2AN/G20/LD1
				ZSI 2.5-2/2X2AN/G20/LD2
				ZSI 6-2 2X2.5/G20
				ZSI 6-2 2X2.5/G20/LD1
				ZSI 6-2 2X2.5/G20/LD2
				ZDK 4-2 V
				ZSI 6-2 2X2.5/G20/LD3
				ZSI 6-2 2X2.5/G20/LD4
				ZTR 2.5/4AN
				ZTR 2.5/4AN BL
				ZTR 2.5/4AN/O TNHE
				ZDK 4-2/D forward
				ZDK 4-2/D reverse
				ZDK 4-2/DU-PE
				ZDK 4-2/N/L
				ZDU 2.5

Cover

Type Width	Colour	Qty.	Order No.	For terminal:
ZAD 1/4-2 GE		20	1764560000	ZDK 2.5-2
				ZDK 2.5-2 BL
				ZDK 2.5-2 PE
				ZDK 2.5V
				ZDK 2.5V BL
				ZDKPE 2.5-2
				ZDKPE 2.5-2/N/L/PE
				ZDU 2.5-2
				ZDU 2.5-2 BL
				ZDU 2.5-2/3AN
				ZDU 2.5-2/3AN BL
				ZDU 2.5-2/4AN
				ZDU 2.5-2/4AN BL
				ZDU 2.5/2X2AN/D+
				ZDU 2.5/2X2AN/D-
				ZEI 16
				ZEI 16 BL
				ZTR 2.5-2
				ZTR 2.5-2 BL
				ZTR 2.5-2/0.TNHE
Width				
ZAD 2/4		20	1609080000	ZDU 2.5/2X2AN/D+
				ZEI 16 BL
				ZSI 2.5-2/2X2AN/G20
				ZSI 2.5-2/2X2AN/G20/LD1
				ZSI 2.5-2/2X2AN/G20/LD2
				ZSI 6-2 2X2.5/G20
				ZSI 6-2 2X2.5/G20/LD1
				ZSI 6-2 2X2.5/G20/LD2
				ZSI 6-2 2X2.5/G20/LD3
				ZSI 6-2 2X2.5/G20/LD4
				ZSI 6-2/FC
				ZDU 2.5/2X2AN/D-
				ZSI 6-2/FC LD
				ZDU 4
				ZDU 4 BL
				ZDU 4/3AN
				ZDU 4/3AN BL
				ZDU 4/4AN
				ZDU 4/4AN BL
				ZEI 16
Width				
ZAD 3/4		20	1609120000	ZDU 2.5/2X2AN/D+
				ZDU 2.5/2X2AN/D-
				ZDU 6
				ZDU 6 BL
				ZDU 6/3AN
				ZDU 6/3AN BL
				ZEI 16
				ZEI 16 BL
				ZEI 6
Width				
ZAD 4/5		20	1746730000	ZDU 10
				ZDU 10 BL
				ZDU 10/3AN
				ZDU 10/3AN BL
				ZDU 2.5/2X2AN/D+
				ZDU 2.5/2X2AN/D-
				ZEI 16
				ZEI 16 BL
Width				
ZAD 5/5		20	1745210000	ZDU 16
				ZEI 16-2/1AN BL
				ZDU 16 BL
				ZDU 16/3AN
				ZDU 16/3AN BL
				ZDU 2.5/2X2AN/D+
				ZDU 2.5/2X2AN/D-
				ZEI 16
				ZEI 16 BL
				ZEI 16-2/1AN

Cover

Type Width	Colour	Qty.	Order No.	For terminal:
ZAD 6/5		20	1752620000	ZDU 2.5/2X2AN/D+
				ZDU 2.5/2X2AN/D-
				ZDU 35
				ZDU 35 BL
				ZEI 16
				ZEI 16 BL
Width				
ZAD 9/4		20	1934160000	ZDU 2.5N
				ZDU 2.5N/3AN
				ZDU 2.5N/4AN
				ZDK 2.5
				ZDK 2.5/3AN
				ZDK 2.5V
				ZDUA 2.5-2
				ZPEA 2.5-2

Operating tool

Type Width	Colour	Qty.	Order No.	For terminal:
ZBW 1/3.5		1	1781930000	ZDK 1.5DU-PE
				ZDK 2.5-2
				ZDK 2.5-2 BL
				ZDK 2.5-2 PE
				ZDK 2.5V
				ZDK 2.5V BL
				ZDKPE 2.5-2
				ZDKPE 2.5-2/N/L/PE
Width				
ZBW 1		1	1669620000	ZDK 2.5-2
ZBW 2		1	1650670000	ZDK 2.5-2 BL
ZBW 3		1	1650680000	ZDK 2.5-2 PE
ZBW 4		1	1650690000	ZDK 2.5V
ZBW-6		1	1650700000	ZDK 2.5V BL
ZBWW		1	1669630000	ZDKPE 2.5-2
				ZDKPE 2.5-2/N/L/PE

Reducing sleeves

The use of reducing sleeves simplifies the connection of conductors with smaller cross-sections. Conductors can be reliably inserted into the clamping point without the strands fraying. The use of a reducing sleeve centres the conductor in the entry point.
Packaged in sets of 100 x 10-pole strips

Technical data	
Product type	
Ordering data	
	0.13...0.2 mm². white
	0.25...0.5 mm², grey
	0.75...1.0 mm², dark grey

ZRH 1.5 S

Reducing sleeve

Type	Qty.	Order No.
ZRH 1.5S/1	500	1781950000
ZRH 1.5S/2	500	1781960000

For terminal:
ZDU 1.5/...
ZPE 1.5/...

ZRH 1.5 H

Reducing sleeve

Type	Qty.	Order No.
ZRH 1.5H/1	1000	1678810000
ZRH 1.5H/2	1000	1678800000

For terminal:
ZDK 2.5...
ZDK 2.5 PE
ZDTR 2.5
ZDLD 2.5-2...
ZDU 2.5-2/...
ZPE 2.5-2/...
ZTR 2.5-2...

ZRH 1.5 N

Reducing sleeve

Type	Qty.	Order No.
ZRH 1.5N/1	1000	1632140000
ZRH 1.5N/2	1000	1632130000

For terminal:
ZRV 1.5
ZRV 1.5 PEZVL 1.5
ZIA 1.5/3 L ...
ZIA 1.5/4 L ...

ZRH 2.5

Reducing sleeve

Type	Qty.	Order No.
ZRH 2.5/1 WS	1000	1614300000
ZRH 2.5/2 GR/V0	1000	1614290000
ZRH 2.5/3	1000	1614280000

For terminal:
ZDU 2.5/...
ZTR 2.5/...

ZRH 4

Reducing sleeve

Type	Qty.	Order No.
ZRH 4/1 WS	1000	1636640000
ZRH 4/2	1000	1636650000

For terminal:
ZDU 4/...
ZPE 4/...

Label

The **BZT** marking tags enable you to label the middle of the marking channel with the **WS 10/5** tags. The marking tags can be put together with pins in order to achieve the greatest degree of stability.

Technical data	
Product type	
Ordering data	
	One-sided, without peg
	One-sided, with peg
	Two-sided without pin
	Two-sided, with pin

BZT 1/BZT 2



Marker holder

Type	Qty.	Order No.
BZT 1 WS 10/5	100	1805490000
BZT 1 ZA WS 10/5	100	1805520000
BZT 2 WS 10/5	100	1805480000
BZT 2 ZA WS 10/5	100	1805530000

For terminal:
ZDU 2.5/...
ZDU 4/...
ZDU 6/...
ZDU A 2.5/...

Additional connection

The contact element is placed in the cross-section channel and the latch clip in the screwdriver channel. It should then be pressed down until the end stop. The pitch spacing is 6 mm. Therefore only every other terminal can be occupied.

ZZA 2.5

Dimensions		
Width / Length / Height	mm	6.1 / 21 / 23 (50)
Stripping length	mm	
Rated data		
Rated voltage	V	400
Rated current	A	17.5
Rated cross-section	mm²	2.5
Rated impulse voltage	kV	6
Pollution severity		3
Ordering data		
		With snap-in pegs

Type	Qty.	Order No.
ZZA 2.5/ZA	50	1649350000
ZZA 2.5	50	1646690000

For terminal:

ZDU 2.5
ZDU 2.5/3 AN
ZDU 2.5/4 AN
ZTR 2.5
ZTR 2.5/3 AN

Component plug

The component plug is used for fitting electronic components.
If needed, the BZS 1 can be snapped on to the upper or lower cross-connection channel on the ZDK 2.5 tension-clamp terminals.

ZBS

Dimensions		
Width / Length / Height	mm	10 / 22.3 / 48
Stripping length	mm	
Rated data		
Rated voltage	V	250
Rated voltage with LED		30 V
Rated current	A	6
Rated current with LED		1 A
Rated impulse voltage	kV	4
Pollution severity		3
Ordering data		
		For holding 2 LEDs

Type	Qty.	Order No.
ZBS1 F.D SET	10	1764550000

For terminal:

ZDK 2.5

Shield conductor

The shielding braid from the stripped control cables is soldered to the ZDUS or crimped on with 2.8 x 0.8 mm cable-lug sleeves. The ZDUS can be installed along side of the ZDU 2.5, ZDU 2.5/3 AN, ZDU 4, ZDU 6 and ZTR 2.5.

ZDUS

Shield conductor - connection terminals

Dimensions		
Width / Length / Height	mm	4.8 / 83.5 / 33.5
Ordering data		

Type	Qty.	Order No.
ZDUS	20	1676640000

For terminal:

SIHA fuse holder



For 5 x 20 G-fuse cartridges
The SIHA fuse holder converts a simple disconnect terminal into a fuse terminal in next to no time.
Simply remove the isolating lever and insert the fuse plug.

- ESimple handling – no tools required
- Housing made of Wemid (V0)
- Rated current 6.3 A
- 1.6 W power loss to DIN VDE 0611-6 at 23 °C ambient temperature (also for 1.5 times rated current – composite arrangement)

- Even fits on 5 mm wide terminals when fitted in offset arrangement

- Marking position for Dekafix 5 and space for the E-Fix self-adhesive label, size 8/20

1. Open fuse holder with fingers or screwdriver.



2. Press out old fuse.



3. Position new fuse.

4. Press fuse holder together again with fingers or screwdrive.

SIHA 3

	Qty.	Order No.
without LED		
SIHA3/G20		
400 V	1	**7921560000**
with LED (red)		
SIHA3/G20		
10 - 36 V	1	**7921570000**
35 - 70 V	1	**7921580000**
60 - 150 V	1	**7921590000**
140 - 250 V	1	**7921600000**
For test-disconnect terminals versions		
ZTR 2.5/4 AN		
ZTR 2.5...		
ZTR 2.5-2		

SIHA STRAP



	Qty.	Order No.
with strap		
SIHA STRAP		
	20	**9537680000**

Connector for "retro-fit" assembly
- Receptacle in the terminal is the marking position
- Integrated marking position on the strap
- Slots into fuse holder either on the left or on the right

ZST 1 fuse-carrier / ZST multi-carrier



ZST 1

The ZST 1 fuse-carrier can hold 6 device fuses (5 x 20 or 5 x 25 mm) which are available to be used during servicing work.

Dimensions		
Width / Length / Height	mm	8 / 62 / 40

Ordering data

Type	Qty.	Order No.
ZST 1	25	1269070000

ZST

The ZST group carrier is used for temporary „parking" of test plugs, cross-connections and fuses which are used during service work. The group carrier can be snapped on to the end of a terminal strip or to the TS 35 rail.



Dimensions		
Width / Length / Height	mm	10 / 61.1 / 27.5

Ordering data

Type	Qty.	Order No.
ZST	10	1678680000

Component isolating plugs

The Weidmüller philosophy is to realise a multitude of applications with just a few parts. The component and isolating plugs (BEST and TNST) represent a logical extension of this cost-effective and efficient approach. The component plug can accommodate electronic components and connect them to the terminal. And once an isolating plug is removed, the clamping point is obviously disconnected. The opening is easy to recognise.

An unintentional reconnection of the circuit is prevented by simply removing the isolating plug. The BEST and the TNST have the same pin arrangement. Both plugs are also identical with the SIHA 3 fuse holder, meaning that they can be used in all the "disconnecting products" of the W-, Z-, I- and P-Series.

Component plug (up to 250 V)

can be reversed



BEST

Ordering data

Type	Fitted with...	Qty.	Order No.
BEST	–	25	1833100000
BEST/DRBR	wire jumper	25	1878570000
BEST/D	diode 1N4007	25	1878560000
For terminal type			
PTR 2.5/4...			
PDL 4 TR/...			

Isolating plug

Isolating plug

Ordering data

Type	Colour	Qty.	Order No.
TNST	yellow Wemid	25	1833090000
For terminal type			
ZTR 2.5...			
ZTR 2.5-2			
ZDL 2.5/TR			
ZDL 2.5/SI			

Colour range

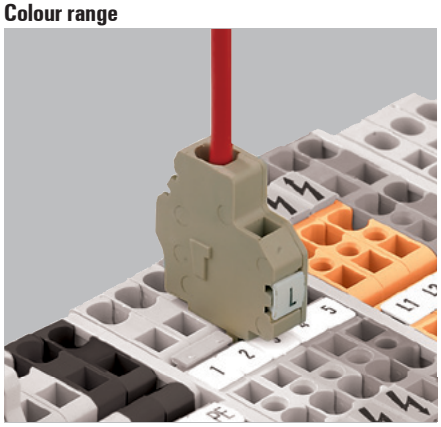

The colours listed below are available as standard. Other variants are available upon request and are subject to minimum order quantities.

	Colour	Qty.	1.5 mm² Order No.
ZDU 1.5			
ZDU 1.5 BL	blue	100	**1775490000**
ZDU 1.5 OR	orange	100	**1775500000**
ZDU 1.5/2X2AN			
ZDU 1.5/2X2AN BL	blue	100	**1826990000**
ZDU 1.5/2X2AN OR	orange	100	**1827000000**
ZDU 1.5/3AN			
ZDU 1.5/3AN BL	blue	100	**1775540000**
ZDU 1.5/3AN OR	orange	100	**1775550000**
ZDU 1.5/4AN			
ZDU 1.5/4AN BL	blue	100	**1775600000**
ZDU 1.5/4AN OR	orange	100	**1775610000**

	Colour	Qty.	2.5 mm² Order No.
ZDU 2.5			
ZDU 2.5 BL	blue	100	**1608520000**
ZDU 2.5 BR	braun	100	**1683300000**
ZDU 2.5 GE	yellow	100	**1683270000**
ZDU 2.5 GE/GN	yellow/green	100	**1698780000**
ZDU 2.5 GN	green	100	**1683280000**
ZDU 2.5 GR	grey	100	**1683310000**
ZDU 2.5 OR	orange	100	**1636780000**
ZDU 2.5 RT	red	100	**1683260000**
ZDU 2.5 SW	black	100	**1683330000**
ZDU 2.5 VI	violet	100	**1683290000**
ZDU 2.5 WS	white	100	**1683320000**
ZDU 2.5/2X2			
ZDU 2.5/2X2AN BL	blue		**1608610000**
ZDU 2.5/2X2AN OR	orange		**1636810000**
ZDU 2.5/3AN			
ZDU 2.5/3AN BL	blue	100	**1608550000**
ZDU 2.5/3AN GE	yellow	100	**1683350000**
ZDU 2.5/3AN GE/GN	yellow/green	100	**1698790000**
ZDU 2.5/3AN GN	green	100	**1683360000**
ZDU 2.5/3AN GR	grey	100	**1683390000**
ZDU 2.5/3AN OR	orange	100	**1636790000**
ZDU 2.5/3AN RT	red	100	**1683340000**
ZDU 2.5/3AN SW	black	100	**1683410000**
ZDU 2.5/3AN WS	white	100	**1683400000**
ZDU 2.5/4AN			
ZDU 2.5/4AN BL	blue		**1608580000**
ZDU 2.5/4AN BR	braun	100	**1683460000**
ZDU 2.5/4AN GE	yellow	100	**1683430000**
ZDU 2.5/4AN GE/GN	yellow/green	100	**1692240000**
ZDU 2.5/4AN GN	green	100	**1683440000**
ZDU 2.5/4AN GR	grey	100	**1683470000**
ZDU 2.5/4AN OR	orange	100	**1636800000**
ZDU 2.5/4AN RT	red	100	**1683420000**
ZDU 2.5/4AN SW	black	100	**1683490000**
ZDU 2.5/4AN WS	white	100	**1683480000**
ZDU 2.5 2X2AN			
ZDU 2.5/2X2AN			**1608600000**
ZDU 2.5-2			
ZDU 2.5-2 BL	blue		**1772070000**
ZDU 2.5-2 OR	orange	100	**1772080000**
ZDU 2.5-2/3AN			
ZDU 2.5-2/3AN BL	blue		**1706040000**
ZDU 2.5-2/3AN GE	yellow		**1946240000**
ZDU 2.5-2/3AN OR	orange	100	**1706050000**
ZDU 2.5-2/3AN RT	red		**1946220000**
ZDU 2.5-2/3AN SW	black		**1946210000**
ZDU 2.5-2/3AN WS	white		**1946230000**
ZDU 2.5-2/4AN			
ZDU 2.5-2/4AN BL	blue		**1706070000**
ZDU 2.5-2/4AN OR	orange	100	**1706080000**
ZTR 2.5			
ZTR 2.5 OR	orange	100	**8731680000**
ZTR 2.5/3AN			
ZTR 2.5/3AN OR	orange	50	**8731690000**
ZTR 2.5/4AN			
ZTR 2.5/4AN OR	orange	100	**7920940000**
ZTR 2.5-2			
ZTR 2.5-2 OR	orange	100	**1779130000**
ZDK 2.5			
ZDK 2.5 OR	orange	50	**1694140000**
ZDK 2.5-2			
ZDK 2.5-2 OR	orange	50	**1831260000**

	Colour	Qty.	4 mm² Order No.
ZDU 4			
ZDU 4 BL	blue		1632060000
ZDU 4 BR	braun	100	1683620000
ZDU 4 GE	yellow	100	1683590000
ZDU 4 GE/GN	yellow/green	100	1698770000
ZDU 4 GR	grey	100	1683630000
ZDU 4 OR	orange	100	1636830000
ZDU 4 RT	red	100	1683580000
ZDU 4 SW	black	100	1683650000
ZDU 4 WS	white	100	1683640000
ZDU 4/3AN			
ZDU 4/3AN BL	blue		7904190000
ZDU 4/4AN OR	orange		8670210000
ZDU 4-2/2AN			
ZDU 4-2/2AN BL	blue		1770840000
ZDU 4-2/3AN			
ZDU 4-2/3AN BL	blue		1770860000
ZDU 4-2/3AN OR	orange	100	1770870000

	Colour	Qty.	16 mm² Order No.
ZDU 16			
ZDU 16 BL	blue		1745240000
ZDU 16 OR	orange	25	1830680000
ZDU 16 SW	black		1830650000
ZDU 16/3AN			
ZDU 16/3AN BL	blue		1768330000

Mini terminals

	Colour	Qty.	2.5 mm² Order No.
ZDUA 2.5-2			
ZDUA 2.5-2 BL	blue		1808180000
ZDUA 2.5-2 OR	orange	100	1720940000
ZDUA 2.5-2N BL	blue		1808180000
ZDUB 2.5-2/2AN			
ZDUB 2.5-2/2AN/DB BL	blue		1704510000
ZDUB 2.5-2/2AN/DB GE	yellow		1704530000
ZDUB 2.5-2/2AN/DM BL	blue		1704360000
ZDUB 2.5-2/2AN/DM GE	yellow		1704380000
ZDUB 2.5-2/2AN/DM OR	orange	100	1704370000
ZDUB 2.5-2/4AN			
ZDUB 2.5-2/4AN/DB BL	blue		1704700000
ZDUB 2.5-2/4AN/DB GE	yellow		1704720000
ZDUB 2.5-2/4AN/DM BL	blue		1704550000
ZDUB 2.5-2/4AN/DM GE	yellow		1704570000
ZDUB 2.5-2/4AN/DM OR	orange	100	1704560000

	Colour	Qty.	6 mm² Order No.
ZDU 6			
ZDU 6 BL	blue		1608630000
ZDU 6 OR	orange	50	1636820000
ZDU 6 RT	red	50	1830420000
ZDU 6/3AN			
ZDU 6/3AN BL	blue		7907420000
ZDU 6/3AN OR	orange		8670420000
ZDU 6-2/2AN			
ZDU 6-2/2AN BL	blue		1771390000
ZDU 6-2/2AN OR	orange	50	1771400000
ZDU 6-2/3AN			
ZDU 6-2/3AN BL	blue		1771420000
ZDU 6-2/3AN OR	orange	50	1771430000

	Colour	Qty.	35 mm² Order No.
ZDU 35			
ZDU 35 BL	blue		1739630000
ZDU 35 OR	orange	10	1830760000

	Colour	Qty.	10 mm² Order No.
ZDU 10			
ZDU 10 BL	blue		1746760000
ZDU 10 OR	orange	25	1830610000
ZDU 10/3AN			
ZDU 10/3AN BL	blue		1767700000